



SHAPING A SUSTAINABLE TOMORROW

ANNUAL REPORT 2023

CHASEN™

OUR SHARED VALUES

Profit-Mindedness

Recognizing and maximizing the effective use of resources as a whole

Art in achieving all stakeholders' needs from outside-in to inside-out to achieve a competitive advantage

Management Excellence

Teamwork

To work with utmost cooperation to overcome and complete tasks promptly

Possessing strong moral values and principles, honest and upright to differentiate between right and wrong and being responsible and consistent

Integrity

Respect

Positive feeling of esteem or deference for a person or other business unit

Responsibility of individual/business unit to put in extra efforts in completion/achievement of tasks

Commitment

CONTENTS

01	Corporate Profile	51	Independent Auditors' Report
02	Managing Director & CEO's Message	58	Consolidated Statement of Profit or Loss and Other Comprehensive Income
07	Geographical Reach	59	Statements of Financial Position
08	Financial Highlights	60	Statements of Changes in Equity
10	Corporate Milestones	64	Consolidated Statement of Cash Flows
12	Corporate Structure	66	Notes to the Financial Statements
14	Board of Directors	143	Statistics of Shareholdings
17	Executive Officers	145	Notice of Annual General Meeting
18	Operation Business Units		Proxy Form
24	Corporate Social Responsibility		
25	Corporate Governance Statement		
48	Directors' Statement		

OUR VISION

To be a leading global integrated service provider with turnkey capabilities in supporting the development of manufacturing and service operation facilities.

OUR MISSION

To develop the capability and synergize the performance of our business units in achieving the corporate vision.

WHAT WE DO

The Company was incorporated on 2 November 1999. It listed on SESDAQ on 8 August 2000 and was transferred from the SGX Catalist to Mainboard on 26 February 2013.

The Company changed its name from China Entertainment Sports Ltd to Chasen Holdings Limited (“**Chasen**”) on 17 May 2007 following the completion of the reverse takeover exercise in February 2007 whereby the Company acquired the entire issued and paid up capital of Chasen Logistics Services Limited. As a result of the reverse takeover, the Company acquired a new core business in specialist relocation solutions for the manufacturing industries that utilize sophisticated machineries and equipment.

Chasen is an investment holding company. Its Group businesses now extend further up the supply chain to include third party logistics, technical and engineering services in Singapore, Malaysia, Thailand, Vietnam, the People’s Republic of China, and USA. The Group’s diversified revenue sources cover industries such as wafer fabrication, TFT display panel production, semi-conductor, chip testing and assembly, solar panel installation, consumer electronics, telecommunications, marine, ordnance and construction sectors in the following business segments:

SPECIALIST RELOCATION

Providing specialist manpower equipped with specialized material handling tools, equipment and vehicles to relocate the machinery and equipment of our customers within their premises, from one

location to another location within a country, or from one country to another. The Chasen Group acts as a strategic partner to its customers in the management of their global relocation needs through projects or maintenance contracts. The Group is equipped to handle very sensitive machinery and equipment in cleanroom and “raised floor” environment.

THIRD PARTY LOGISTICS

Including packing, packaging, trucking, distribution, freight forwarding, non-bonded and bonded warehousing (with in-house Customs clearance), cargo management and last mile services. We pack machinery and equipment to Original Equipment Manufacturer (“**OEM**”) specifications utilizing specialized packaging material before they are transported to their new locations. Our seamless cross-border trucking services are capable of delivering goods from Singapore through Peninsular Malaysia into Thailand, Myanmar and across Indo-China, Vietnam and into the People’s Republic of China. Most of our warehouses are air-conditioned and humidity-controlled, with floor load built for heavy equipment/machinery or racked for palletized goods storage.

TECHNICAL & ENGINEERING

Covering design, fabrication and installation of steel structures, mechanical and electrical installations including hook-up for production facilities, parts refurbishment, engineering and spares support, facilities management and maintenance, contract manufacturing, process engineering services, 4G & 5G telecommunications, ordnance, solar panel installation, scaffolding equipment and services and construction activities.

The Group’s diversified revenue base and longstanding customer relationship provide a strong fundamental that would enable the Group to weather business cycles in specific industry. Its business model and growth strategy have positioned the Group to benefit from growth opportunities in the region and to increase the proportion of recurring income in Group revenue.



MANAGING DIRECTOR & CHIEF EXECUTIVE OFFICER'S MESSAGE



LOW WENG FATT

*Managing Director
& Chief Executive Officer*

DEAR SHAREHOLDERS,

I am pleased to present the annual report for the financial year ended 31 March 2023 (“FY2023”). Despite the global easing of COVID-19 measures, the operating environment has presented ongoing challenges for our Group. Rising operating costs, disruptions in the supply chain, increased expenses for energy and food due to the Russia-Ukraine conflict, manpower constraints, and rising interest rates have all contributed to these challenges.

However, despite these challenges, our Group remains committed in pursuing our core strategies and plans. Our primary focus continues to be on achieving organic growth by advancing up the value chain. Furthermore, our strategic diversification across three distinct business segments positions us favorably to seize opportunities and manage risks while ensuring resilience. This approach enables us to adapt to evolving market dynamics and capitalize on opportunities.

Moreover, our strong presence in key markets provides us with a competitive advantage in harnessing opportunities arising from the global shift in foreign direct investment (FDI). As geopolitical and trade conflicts reshape the global landscape, industries and companies are reassessing their strategies and manufacturing locations. There is a notable shift from large-scale, single-location “just-in-time” inventory management to adopting multiple transnational country sites with a “just-in-case” inventory management approach. Leveraging our market presence and expertise, our Group is well-positioned to capitalize on this clear trend and capturing market share by catering to the evolving needs of businesses seeking robust and flexible supply chains.

MANAGING DIRECTOR & CHIEF EXECUTIVE OFFICER'S MESSAGE

FINANCIAL PERFORMANCE

The financial results for FY2023 delivered a consistent performance, with revenue and gross profit closely matching the previous year, reaching S\$164 million and S\$29 million, respectively. Notwithstanding this net profit before tax experienced a decline of 38% to S\$4 million due to the operating challenges faced by the Group.

In the Specialist Relocation segment, there was a contraction in overall revenue to S\$59 million from S\$65 million in the previous year. This decline was primarily attributed to project disruptions caused by the policy shift in response to COVID-19 in the People's Republic of China (PRC). However, the segment received partial support from the re-opening of regional economies in the countries where the Group operates. As these countries transitioned into the endemic stage and implemented measures to ease COVID-19 restrictions throughout the year, it is expected to contribute to the recovery of revenue in the segment.

The Group's Third Party Logistics (3PL) segment experienced a revenue contraction to S\$57 million from S\$65 million a year ago, primarily due to challenges arising from the PRC's sudden policy reversal regarding COVID-19. This policy shift significantly impacted cross-border transportation ("CBT") trucking volume, leading to severe congestion at the borders with the PRC. As a result, some customers redirected their business volume back to the traditional air and sea freight modes. This tactical shift by customer had impacted the revenue of the Group's operating subsidiaries in Malaysia, Thailand, and the PRC. We are cautiously optimistic that customers, in time, may shift some of these business volumes back to CBT mode.

On the other hand, the Technical & Engineering (T&E) segment exhibited strong revenue performance of S\$48 million as compared to last year of S\$35 million. This was driven by the success of solar panel installation projects and significant revenue growth in component and parts manufacturing.

Cash and cash equivalents increased to S\$18 million as at 31 March 2023 from S\$16 million as at 31 March 2022.



MANAGING DIRECTOR & CHIEF EXECUTIVE OFFICER'S MESSAGE



LOOKING AHEAD

Looking ahead, the macroeconomic landscape continues to present significant challenges, particularly in light of widespread layoffs, particularly in the semiconductor sectors, and a global deceleration in growth. These factors contribute to an environment of economic uncertainty and heighten the complexities faced by businesses worldwide.

One notable concern is the persistence of elevated global inflation levels. Despite the United States implementing a series of interest rate hikes at an unprecedented pace, inflationary pressures remain high.

Navigating these macroeconomic challenges requires a proactive and cautious approach. The Group will remain vigilant in monitoring market conditions, analyzing potential risks, and making informed decisions. Adjusting strategies to respond to evolving economic landscape to defend our market share and capture new ones, even in a global slowdown, is the Groups' goal.

SPECIALIST RELOCATION

In the Specialist Relocation segment, the semiconductor OEM sector is projected to be resilient due to ongoing shifts in FDI to the regions in which the Group has a presence in response to geopolitical tensions. This is expected to continue benefiting the segment, as more OEMs diversify their manufacturing base to build supply chain resilience. Additionally, the transition to the latest OLED technology in the Display Panel sector in the PRC is poised to gain momentum. The OLED technology transition should refresh the Display Panel sector equipment replacement cycle for existing TFT LCD plants and drive demands both for obsolete and new equipment relocation services. This segment aims to capture significant share in this refreshment cycle in the year ahead.

Overall, the Specialist Relocation segment is well-positioned to benefit from the resilience of the OEM sector and the momentum of the OLED technology transition in the Display Panel sector. By leveraging these favourable market trends, the segment can anticipate a positive revenue outlook and seize opportunities for further expansion in market share.

MANAGING DIRECTOR & CHIEF EXECUTIVE OFFICER'S MESSAGE

3PL

In the 3PL segment, the demand for warehouse services has experienced exceptional strength in the past year. However, there is a possibility of a potential slowdown in demand in the next 12 months, aligning with the broader deceleration in the global economy.

Nevertheless, any temporary deceleration in the high growth trajectory of the 3PL segment is expected to be short-lived due to geopolitical tensions. Unless there is a severe global economic slowdown, customers are likely to revert to the preferred cross-border transportation (CBT) mode from air and sea freight. This shift back to CBT is anticipated to drive resurgence in demand for the segment including warehouse services.

Moreover, the 3PL segment's strategy to railway transportation, to expand existing intermodal services, has been seeing growing demand. This service is expected to contribute to revenue growth in the coming quarters and add to the segment's resiliency. By leveraging railway transportation, the 3PL segment can offer customers a reliable and efficient alternative, further expanding its service portfolio and capturing additional revenue opportunities.

Despite the potential short-term challenges, the 3PL segment remains optimistic about its long-term prospects. By closely monitoring the global economic landscape and adjusting strategies accordingly, the segment aims to navigate any headwinds and capitalize on new opportunities in the evolving logistics market identified as an essential & critical service ever since the onset of the pandemic.



MANAGING DIRECTOR & CHIEF EXECUTIVE OFFICER'S MESSAGE

T&E

With the expansion of the T&E segment's services to a broader range of customers, the segment is well-positioned to increase its market share in the solar panel installation space, targeting both the Housing & Development Board ("HDB") and commercial sectors. By leveraging our expertise, experience and critical mass in solar panel installations, we aim to capture a larger share of this expanding market in the energy transition to sustainable energy sources. As we achieve greater scale in our operations, our continued focus will be on improving margins and enhancing the bottom line.

In addition to solar panel installations, the T&E segment will continue to prioritize emerging core technologies such as Internet of Things ("IoT"), MedTech, 5G, and the automotive sectors in components and parts manufacturing. By aligning our business focus in these high-growth areas, we aim to leverage the increasing demand for innovative solutions and technologies. This strategic focus allows us to tap into new revenue streams and position ourselves as a key player in these industries.

Looking ahead, the Group's T&E segment is poised to capitalize on market opportunities in solar panel installations and emerging technology sectors that enable decarbonisation goals of regional economies. By expanding our market share, focusing on key technologies, and implementing strategies to enhance profitability, we are well-positioned for continued success and growth in the T&E segment.


In conclusion, the Group remains focused on adapting to market dynamics, capitalizing on opportunities, and managing risks to ensure continued success and growth across its three business segments.

APPRECIATION

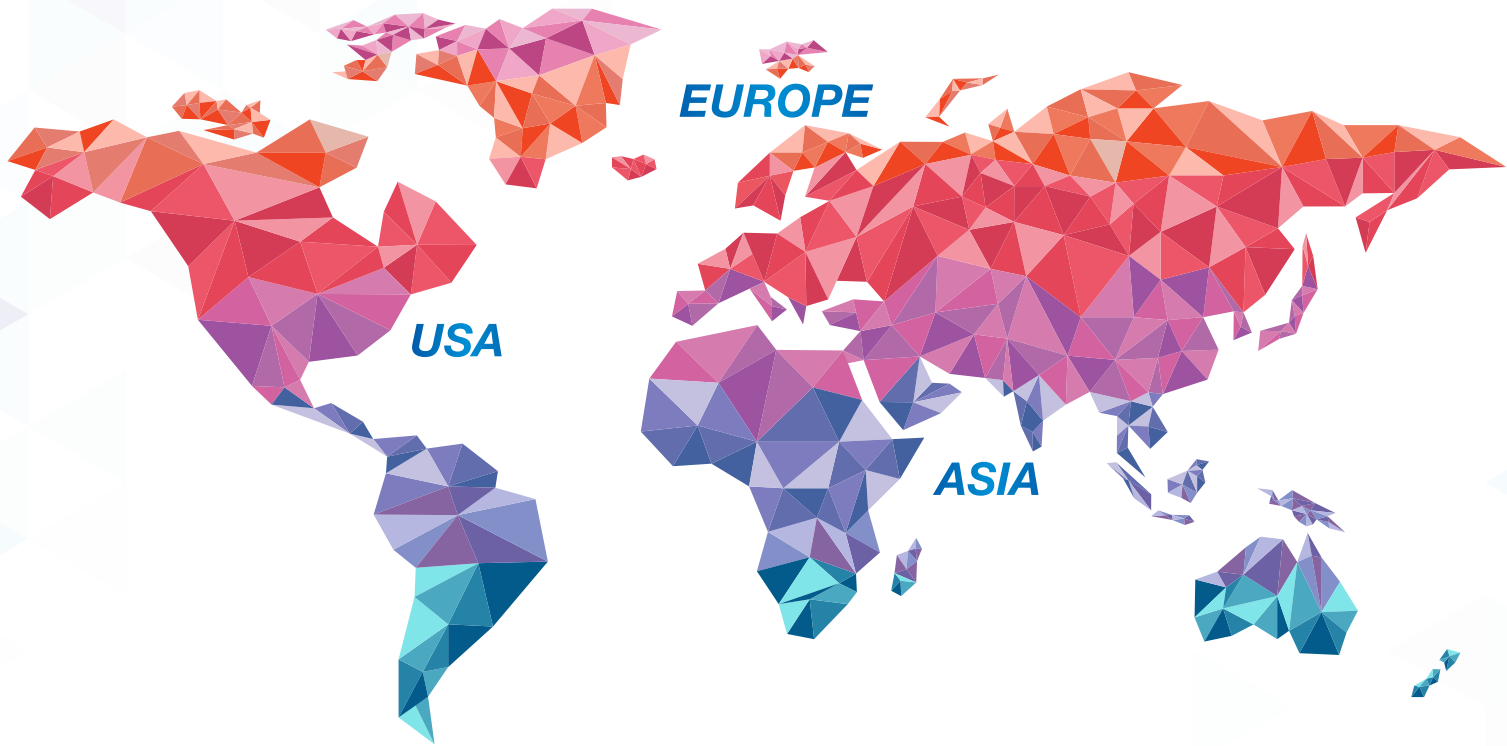
On behalf of the Group, I would like to thank our customers, business partners and shareholders for their steadfast support. I would also like to thank my fellow board directors, management staff and all employees for their efforts in making Chasen the service provider for many companies and industries.

LOW WENG FATT

Managing Director & Chief Executive Officer



GEOGRAPHICAL REACH

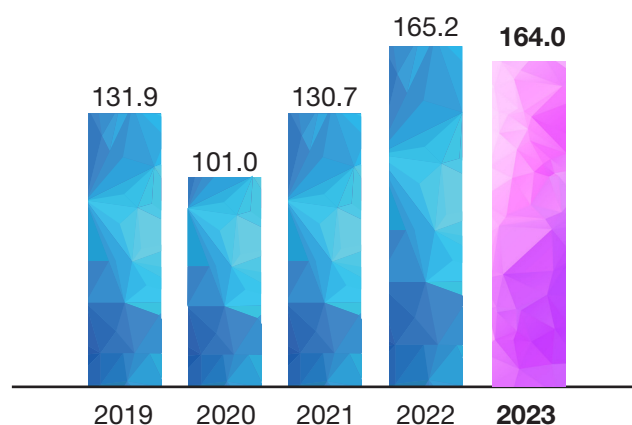


- SAN JOSE
- RENO
- BOISE*
- PUERTO RICO*
- IRELAND*
- CZECH REPUBLIC*
- GERMANY
- HUNGARY
- MIDDLE EAST*
- BEIJING
- CHUZHOU
- SHANGHAI
- SUZHOU
- TAIPEI
- INDIA
- HANOI
- HAI PHONG
- HO CHI MINH CITY
- LAOS
- MYANMAR
- THAILAND
- MALAYSIA
- SINGAPORE

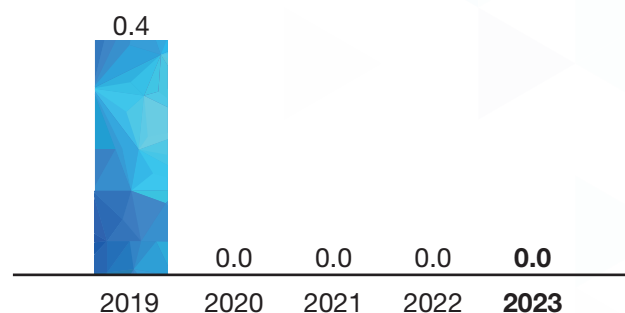
**Past projects destinations*

FINANCIAL HIGHLIGHTS

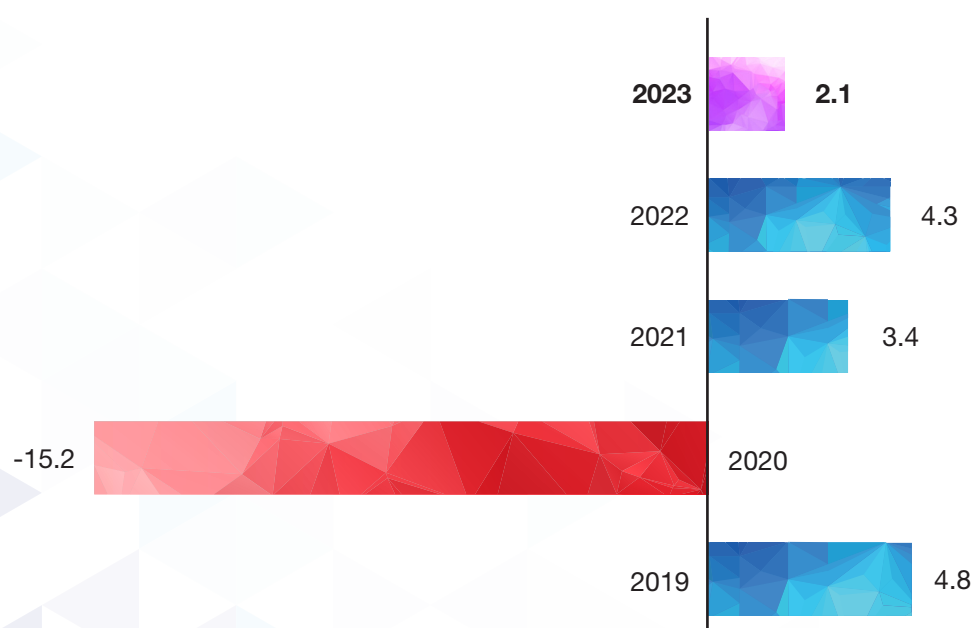
REVENUE ANALYSIS
(S\$'MIL)



DIVIDEND PER SHARE
(CENTS)

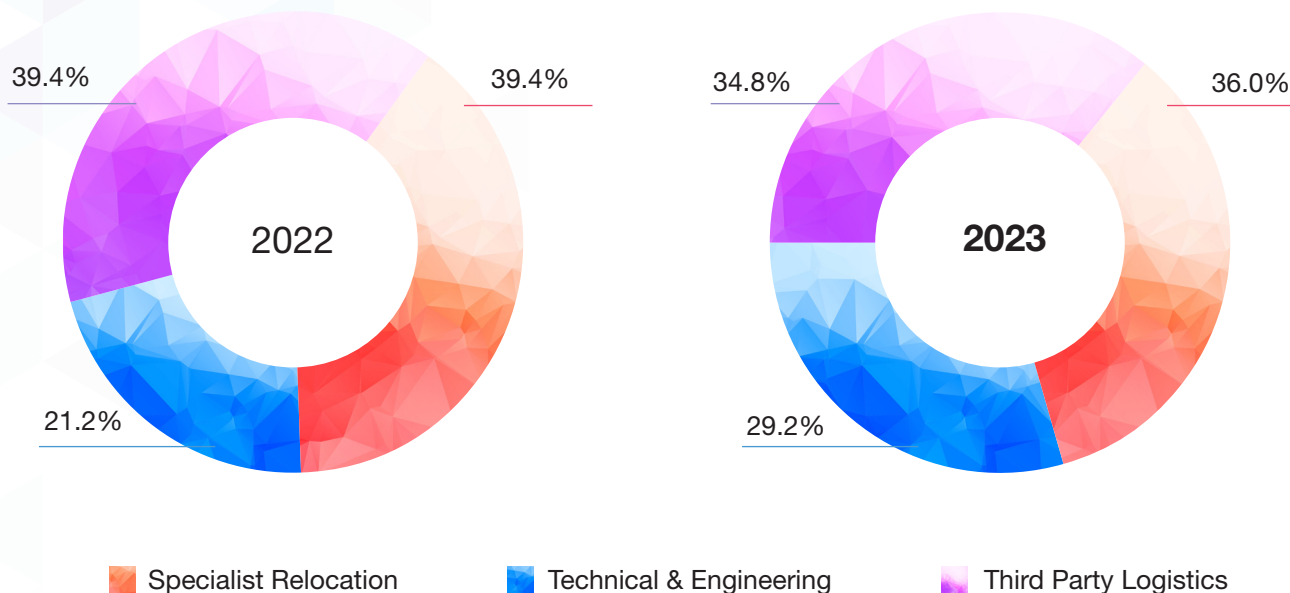


PROFIT / (LOSS) AFTER TAX
(S\$'MIL)

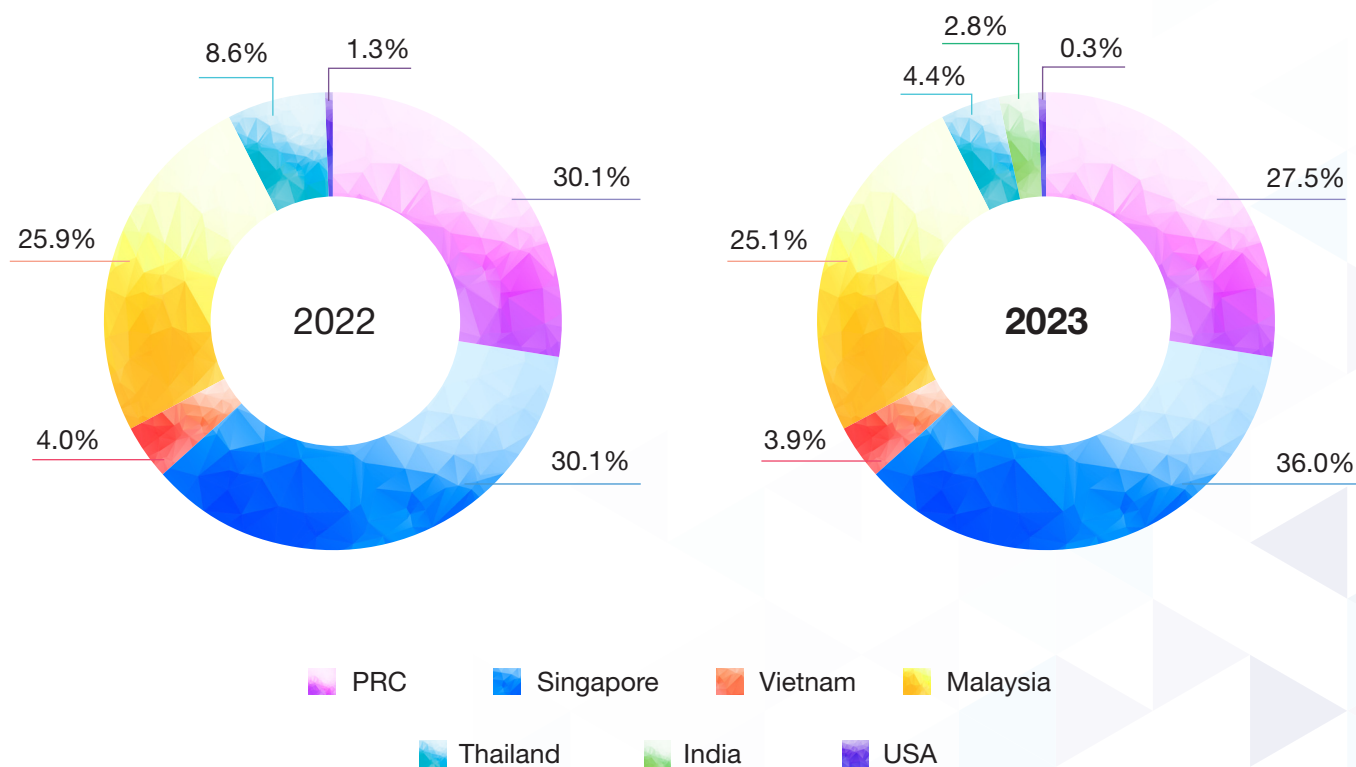


FINANCIAL HIGHLIGHTS

REVENUE BREAKDOWN BY BUSINESS SEGMENT



REVENUE BREAKDOWN BY GEOGRAPHICAL



CORPORATE MILESTONES

1995

- Chasen Logistics Services began business as a partnership operating from its office in Wallich Street

2001

- CLSPL awarded first local turnkey project to consolidate several manufacturing facilities to one location
- CLSPL was certified ISO 9001 for Quality Management System

2005

- Established second overseas subsidiary, Chasen Logistics Sdn Bhd (“**CLSB**”) in (mainland) Penang
- CLSB secured its first contract to service a Singapore-based semiconductor MNC that transferred its operations to the Kulim IT Park in Kedah

2008

- Extended Third Party Logistics (“**3PL**”) operations in Malaysia through acquisition of City Zone Express Sdn Bhd (“**CZEM**”)
- Incorporation of DNKH Logistics Pte Ltd (“**DNKH**”) in Singapore

2010

- Acquisition of “green” companies, Global Technology Synergy Pte Ltd (“**GTS**”) and Towards Green Sdn Bhd (“**TGSB**”)

2012

- Chasen Group achieved record historical high revenue of S\$99 million since listing (in 2007)
- CHL was recognized as one of the World’s Top 1000 Fastest Growing Public Companies in 2011 by the International Business Times (announced in January 2012)

1999

- Incorporated as Chasen Logistics Services Pte Ltd (“**CLSPL**”)

2004

- Set-up first overseas operations in People’s Republic of China (“**PRC**”) through Chasen (Shanghai) Hi-Tech Machinery Services Pte Ltd (“**HTS**”)
- CLSPL was certified ISO 14001 for Environmental Management and OHSAS 18001 for Occupational Health and Safety Management System

2007

- Chasen Holdings Limited (“**CHL**”) listed on SGX SESDAQ (now known as Catalist) via a reverse takeover of China Entertainment Sports Ltd

2009

- Chasen Group established footprint in Vietnam with the setting-up of Chasen Transport Logistics Co., Ltd (“**CTL**”) in Ho Chi Minh City
- Chasen Logistics Services Limited (“**CLSG**”) was awarded bizSAFE STAR by Workplace Safety and Health Council

2011

- HTS was awarded first major Korean project to relocate an OLED (organic light-emitting diode) production line from Busan, South Korea to Shanwei, Guangdong Province, PRC
- CHL was awarded the Certificate of Excellence in “Best Investor Relations by a SGX-Catalist Company” at the IR Magazine South East Asia Awards 2011

2013

- Chasen transferred from Catalist to the Main Board of the SGX-ST on 26 February 2013
- Ho Chi Minh City-based CTL awarded its first major move-in and installation project worth of US\$0.9 million (S\$1.1 million) by a Japanese tyre manufacturer in Hai Phong, Vietnam
- Singapore-based CLSG secured its maiden relocation project worth of US\$4.25 million (approximately S\$5.4 million) from the Middle East.
- CLSG built and managed a 100k cleanroom to house a Facilitized Refurbishment and Testing Centre (“**FRTC**”) for the refurbishment of wafer fab machine tools for a Japanese OEM

CORPORATE MILESTONES

2014

- Chasen Group surpassed S\$100 million revenue mark for the first time in its corporate history
- Chasen Group introduced Shared Values as the basis to develop our corporate culture and growth strategy

2016

- Established a joint venture 3PL company in Thailand, City Zone Express Company Limited ("CZET") with operating offices in Bangkok and Songkhla
- C-USA clinched US\$12 million (S\$17 million) project for handling of inbound cargo and move-in of equipment and materials for an EV product manufacturing plant

2018

- Chasen Group achieved its highest revenue to date at S\$127.9 million
- HTS secured relocation contract for pilot phase of the world's first 11th Generation TFT LCD plant in Shenzhen, PRC
- CZEM established bonded warehouse in Penang and office in Vietnam to manage cross-border land freight business
- C-USA secured the third phase of an EV product manufacturing plant project valued at US\$9.3 million

2020

- Posted a historical loss of S\$15.2 million (Revenue – S\$100.9 million) due to the pandemic
- Specialist Relocation and 3PL captured projects worth S\$8.2 million

2022

- Achieved a historical high of S\$165.2 million revenue surpassing FY2019's topline by 25%
- 3PL started its multi-modal (road-rail) operations between ASEAN and the PRC (in May 2022)
- 3PL launched its maiden cross-border land freight operations from Malaysia to Germany and Hungary (in June 2022)
- Two subsidiaries in Singapore subscribed to 100% renewable energy for its electricity needs CLSG purchased its first electric van (to replace its diesel operated van)

2015

- Established a global marketing office, Chasen (USA), Inc. ("C-USA") in San Jose, California, USA

2017

- Chasen Group exceeded S\$100 million revenue benchmark for second time amassing S\$106.2 million
- HTS achieved highest contracts secured totalling S\$50 million (RMB245 million)
- CZET established air and sea freight business to complement its cross-border trucking operations, with incorporation of City Zone Express Worldwide Co., Ltd ("CZEW")

2019

- Surpassed FY2018 historical high by 3% at S\$131.9 million
- 3PL subsidiary, CZEM secured MNC contracts for cross-border land freight from Malaysia to Vietnam and China to Singapore with complementary warehousing in Singapore and Malaysia
- 3PL CZE Group established an office in Shanghai

2021

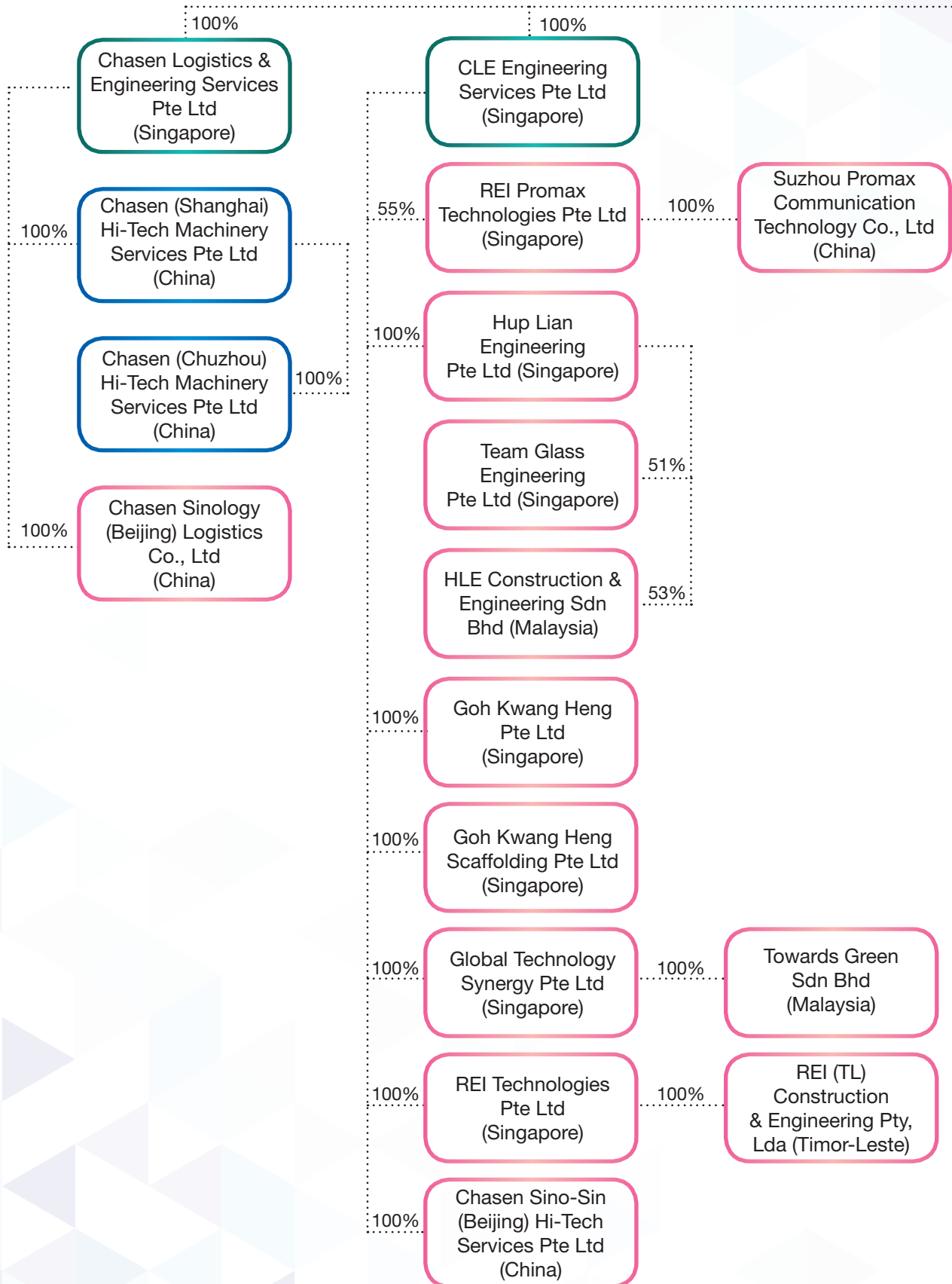
- Recovered from previous year's negative growth to post a net profit of S\$3.4 million (Revenue – S\$130.7 million)
- Acquired and operationalized a non-bonded and bonded 140,000 sqft warehouse facility in Penang costing RM40 million (S\$12.9 million) with in-house (AEO Program) Customs clearance
- Secured several Relocation and 3PL projects valued at S\$12.4 million

2023

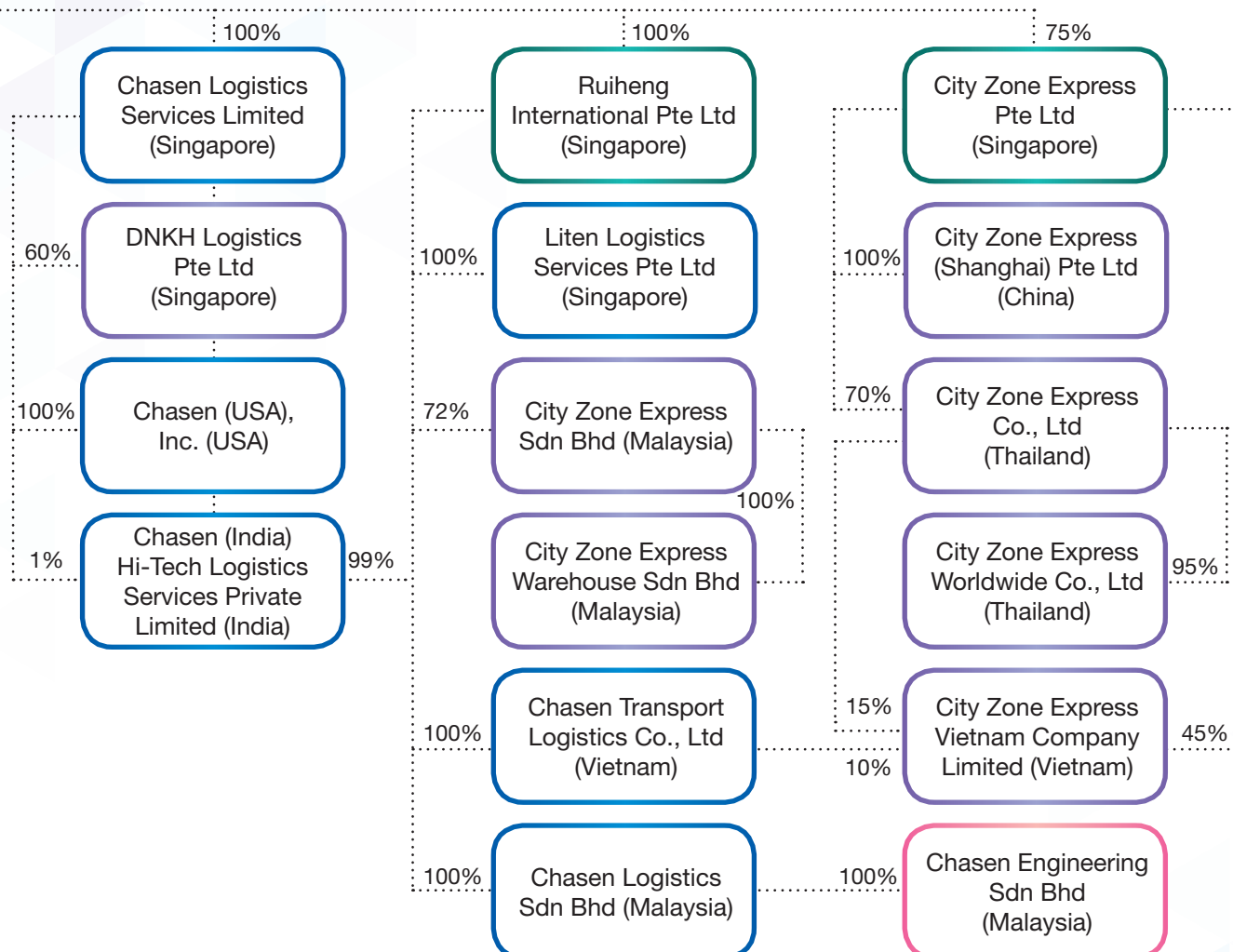
- 3PL Penang-based subsidiary, City Zone Express Sdn Bhd received the ASEAN Customs Transit System ("ACTS") Gold Partner award for outstanding achievement in high number of ACTS movements conducted in 2022.
- Chasen was granted lease extension of its current property to be amalgamated with a neighbouring plot of land for redevelopment into an integrated five-storey ramp-up warehouse cum corporate HQ



CORPORATE STRUCTURE

CHASEN™



CORPORATE STRUCTURE



-  Investment Holdings Companies
-  Specialist Relocation Services
-  Third Party Logistics (3PL)
-  Technical & Engineering

BOARD OF DIRECTORS



LIM YEW SI

Lead Independent Director

SIAH BOON HOCK (EDDIE)

Executive Director

LOW WENG FATT (JUSTIN)

Managing Director and CEO

CHEW CHOY SENG (JOHN)

Independent Director

CHEW MUN YEW

Independent Director

LOW WENG FATT (JUSTIN)

Managing Director and CEO

Mr Low Weng Fatt (“**Justin**”), the Managing Director and CEO of the Group, was appointed to the Board of Chasen Holdings Limited since 2007. He was instrumental in ensuring the success of the reverse acquisition of China Entertainment Sports Ltd, which led to the listing of the Chasen Group on SESDAQ (now known as Catalist) and transferred to the Mainboard in February 2013. As Managing Director and CEO, Justin is responsible for executing the Group’s business strategy as deliberated and approved by the Board, providing leadership to ensure success of the Group’s operations in the region, identifying new business opportunities as well as managing and supervising the daily operation of the Group.

Justin joined Chasen Logistics Services as a Project Manager in 1996 when it operated as a partnership. He played a pivotal role in steering the growth of Company since he became its Managing Director in 2001. With his extensive experience in the logistics industry, Justin has exploited its first mover advantage in meeting the growing specialist relocation needs of semi-conductor manufacturers and other businesses, which use sophisticated and expensive machinery and equipment in their operations locally and in this region and in building up a good track record and reputation for the Group.

His ability to anticipate business trend and demand has enabled the Group to offer the right type of skills, equipment and value-add services to meet the total relocation needs of customers. The development of this comprehensive range of services to meet customers’ relocation needs also enabled the Group to replicate its services capabilities overseas in particular the People’s Republic of China (2004), Malaysia (2005), Vietnam (2009) and in the United States of America (2015) and the latest in India (2022).

Justin continues to play an instrumental role in charting the Group’s business development, growth and expansion globally, including extending its core business higher up the supply chain to include cross-border land freight in the third-party logistics as well as technical and engineering services to complement its logistics capability. This competitive advantage enabled the Company to generate revenue well past \$100 million in recent years.

SIAH BOON HOCK (EDDIE)

Executive Director

Mr Siah Boon Hock (“**Eddie**”), the Executive Director of the Group, was appointed to the Board of Chasen Holdings Limited since 2007. Besides assisting the Managing Director and CEO in business and operational matters, especially overseas subsidiaries like Chasen Logistics Sdn Bhd, Chasen Transport Logistics Co., Ltd and Chasen (USA), Inc., and following up new business opportunities, he is also the Managing Director of the Technical & Engineering Group comprising Goh Kwang Heng Group, Team Glass Engineering Pte Ltd and Hup Lian Engineering Pte Ltd.

As the Managing Director, Eddie has direct responsibility for the business success and growth of the abovenamed operating subsidiary group with the head of its subsidiaries reporting directly to him. He is also responsible for evaluating and securing Board approval, establishment of legal framework and successful execution of major projects in the Technical & Engineering business segment that require specific project funding and resources procured through the parent company that is over and above the normal working capital of the subsidiary involved in the project. Eddie brings with him more than 20 years of experience in sales and marketing, which include being a regional sales manager responsible for the sales and market development of supply chain management solutions to personal computer OEMs with internationally recognized brands such as Apple, IBM, Compaq (now known as Hewlett Packard) in Asia. Prior to joining Chasen, Eddie was an executive director with Ascomp Cyberware International Pte Ltd from 2000 to 2001, where he managed the sales development of the trading company.

BOARD OF DIRECTORS

LIM YEW SI

Lead Independent Director

Mr Lim Yew Si (“**Yew Si**”) has been an Independent Director of the Group since 1 October 2020. On 1 June 2023, he was appointed as Lead Independent Director and continues his role as the Chairman for the Nominating Committee. He is also a member of the Audit Committee and Remuneration Committee.

Yew Si is an Accountant by training and has more than 30 years of experience in accountancy and financial management, taxation and business advisories. He was previously the Financial Controller of Chasen Holdings Limited for the period January 2005 to February 2007.

Mr Lim is a member of the Institute of Singapore Chartered Accountants, and the Chartered Institute of Management Accountants.

CHEW CHOY SENG (JOHN)

Independent Director

Mr Chew Choy Seng (“**John**”) was appointed as an Independent Director on 1 October 2018 and as the Chairman of the Audit Committee on 1 April 2019. He is also a member of the Remuneration Committee and Nominating Committee.

John is a Chartered Accountant and Secretary by training and has over 40 years of experience in corporate, finance and general management across various industries. He has held various senior management roles including Deputy Chief Executive Officer, Group General Manager, Chief Financial Officer in both public-listed companies and MNCs. He was the Chief Financial Officer of Chasen Holdings Limited for the period April 2010 to October 2013.

John is a member of the Institute of Singapore Chartered Accountants.

CHEW MUN YEW

Independent Director

Mr Chew Mun Yew (“**Mun Yew**”) was appointed as an Independent Director of Chasen Holdings Limited on 5 August 2013. He is the Chairman of the Remuneration Committee since 17 December 2019. He is also a member of the Audit Committee and Nominating Committee.

Prior to his appointment, Mun Yew was a Non-Executive Director of the Group’s pioneer subsidiary, Chasen Logistics Services Limited from September 2012 where he was in an advisory capacity on the growth and business strategies for the subsidiary.

Mun Yew brings with him a span of 38 years of experience in the Back-end and Wafer Fabrication Semiconductor Industry in Manufacturing, Quality, Engineering, Supply Chain & Procurement Management of which 22 years were at senior management level.

He had worked at Hewlett-Packard Company in Quality and Engineering positions, and subsequently joined a greenfield DRAM wafer fab start-up, TECH Semiconductor (S) Pte Ltd that counts Texas Instrument and later Micron Inc., as its technology partner. He held Director positions for Procurement and Materials Management at TECH Semiconductor and later on at the Shared Services Centre of Micron Semiconductor Asia in Singapore.

Mun Yew holds a Bachelor of Engineering (2nd Class Upper Honours) in Electrical & Electronic from the Heriot-Watt University, Edinburgh, UK and a postgraduate Diploma in Business Administration from Singapore Institute of Management.

EXECUTIVE OFFICERS



**TAN LA HIONG
(CECILIA)**

Chief Financial Officer

Ms Tan La Hiong (“**Cecilia**”) is responsible in providing leadership and direction for all aspects of financial planning, internal control compliance and financial reporting matters for the Group. This also includes communication of financial performance and forecast of the Group to the Board of Directors and SGX.

Cecilia is a Chartered Accountant and has more than 20 years of financial management experience in listed and multinational companies covering strategic planning, business negotiation, process improvement, project management, budgeting and forecasting, treasury, corporate governance, risk management, internal controls, taxation and audit.

Prior to joining Chasen Holdings Limited, Cecilia was with C.K. Tang Limited as Vice-President (Finance) and MTV Asia LDC as the Director (Finance).

Cecilia graduated with a Bachelor’s degree in Accountancy (Second Class Honours – Upper Division) from the Nanyang Technological University. She is a member of the Institute of Singapore Chartered Accountants.



**YAP BENG GEOK
DOROTHY**

Head of Corporate Administration

Ms Yap Beng Geok Dorothy is the Head of Corporate Administration of Chasen Holdings Limited. She is responsible for the day to-day administrative workflow, human resource management and the general administration of the Group businesses in Singapore, Malaysia, Thailand, Vietnam, India and USA. She also provides support to other regional operations whenever required. She provided invaluable assistance during the reverse listing of the Chasen Group and continues to be the main liaison with professional advisors in corporate activities of the Company in its continuing listing obligations.

Dorothy first joined Chasen Logistics Services in 1995 when it was still a partnership and over the past 27 years she has been with the Group, she has acquired in-depth knowledge of many aspects of the Group’s business, including its operation and administration.

Prior to joining the Group, Dorothy had worked as an Administrative Officer with a Japanese MNC in Singapore.

OPERATION BUSINESS UNITS

SPECIALIST RELOCATION



**ROBERT
LIM**

*General Manager - Operations
Chasen Logistics Services Limited
("CLSG")*

Mr Robert Lim ("**Robert**") joined CLSG in 1997 as a Supervisor and subsequently rose to become the Senior Manager (Operations) in 2009. Before joining CLSG, Robert was the Material Controller cum Supervisor in a plastic manufacturing company. Robert has been building up his forte in relocation operations over the years and has managed many high value projects with MNC semi-conductor manufacturing companies in Singapore.

In 2014, he was promoted to Assistant General Manager. When the GM of CLSG relocated to the US in 2016, Robert took over the day-to-day operations.

Robert is the General Manager – Operations since January 2020.



**KENT
OH**

*General Manager – Sales
Chasen Logistics Services Limited
("CLSG")*

Mr Kent Oh joined CLSG in March 2017 as Business Development Manager and through an internal restructuring, he was promoted to General Manager – Sales in September 2022. Prior to joining CLSG, Kent was with the Group's subsidiary, Liten Logistics Services Pte Ltd from April 2011 as General Manager. Kent has more than 25 years of experience in operations and projects management. Throughout his career with the Group, he has managed many relocation projects with MNC semi-conductor manufacturing companies in Singapore.

He is now responsible for the overall growth of the business unit.

Kent graduated with a Bachelor of Engineering (Hons) from Loughborough University, UK.



**ALVIN LAU
KIN JONG**

*Country Manager
Chasen Logistics Sdn Bhd ("**CLSB**")
Chasen Engineering Sdn Bhd ("**CESB**")*

Mr Alvin Lau ("**Alvin**") joined the Company's pioneer subsidiary, CLSG in April 2008 as the Assistant Project Manager.

In the following month, Alvin was posted to Penang to support the then fledgling CLSB and was subsequently appointed as the Branch Manager. Within three years, he saw to the growth of CLSB and was upgraded to Country Manager in 2011. Alvin was instrumental in the expansion of the relocation business into Vietnam in 2009 when he initiated a relocation project for a US MNC from Penang to Ho Chi Minh City. In 2014, another subsidiary, CESB was placed under Alvin's portfolio. Prior to joining the Chasen Group, Alvin was a Project Engineer specializing in industrial gas system in a Singapore company.

Ever since helming CLSB, Alvin has amassed many high value projects mainly in the semi-conductor industry and of late in the solar panel manufacturing industry in Penang, and grown the business unit to be among the top few relocation companies in northern Peninsular Malaysia.

Alvin graduated with an Honors degree in Electrical and Electronic Engineering from the Leeds Beckett University in UK.



**KANG SWEE
MENG**

*Country Manager
Chasen Transport Logistics Co., Ltd (“CTL”)*

Mr Kang Swee Meng (“**Kang**”) joined the Company’s pioneer subsidiary, CLSG in April 2002 as a relocation specialist.

He was deployed to set-up the Penang branch in 2005 as the Project Manager. Upon his return in 2006, Kang was assigned as a Project Coordinator. With his working knowledge in the relocation business, Kang was subsequently seconded to Ho Chi Minh City in July 2009 to helm the company’s new subsidiary, Chasen Transport Logistics Co., Ltd as the Branch Manager.

His appointment was upgraded to Country Manager in 2016. As Country Manager, Kang is responsible for the management and overall growth of the company’s business concerns in Vietnam. He has been appointed as the Legal Representative for both CTL and City Zone Express Vietnam Co., Ltd.



**CHEONG TUCK
NANG (BOBBY)**

*General Manager
Chasen (Chuzhou) Hi-Tech Machinery Services Pte Ltd
 (“Chasen Chuzhou”)
Chasen (Shanghai) Hi-Tech Machinery Services Pte Ltd
 (“Chasen Hi-Tech”)*

Mr Bobby Cheong (“**Bobby**”) is the General Manager and the legal representative of the Group’s subsidiaries in the Specialist Relocation business segment in the People’s Republic of China (“**PRC**”). He is responsible for the overall management, sales and marketing, and project execution in the PRC, specializing in the relocation of sophisticated equipment for MNC and local companies.

Bobby has been with the Chasen Group since the partnership days of Chasen Logistics Services and he brings with him more than 30 years of experience in the logistics, warehousing management and Specialist Relocation business.

He was one of the pioneers in the setting-up of the Group’s PRC operation and is responsible for securing and execution of major large-scale relocation projects that resulted in record revenues of RMB100 million and RMB185 million in FY2012 and FY2019 respectively, continuing with the expansion of the Group’s business in the Chinese territory

OPERATION BUSINESS UNITS



**DIXYQUO
NURMAN**

*General Manager
Chasen (USA), Inc (“C-USA”)*

Mr DixyQuo Nurman (“**Dixzy**”) is the General Manager in-charge of the Group’s Global Marketing Office (“**GMO**”) in the United States. He was instrumental in the setting up of the GMO and will continue to promote and market the Group’s integrated service capabilities directly to the US and European head offices of MNCs that currently operate or intend to operate in our region.

Prior to relocating to the US, Dixzy was the General Manager in-charge of the Group’s subsidiaries in the Specialist Relocation business segment in Singapore, Malaysia and Vietnam. He joined the Group’s subsidiary, Chasen Logistics Services Limited in 2000 as a Business Planning Manager and was promoted to General Manager for Singapore in 2004. Dixzy brings with him valuable experiences where he took charge of the execution of turnkey relocation projects for major international manufacturing companies from USA and Europe, which had relocated to Singapore, Malaysia and Vietnam or the PRC.

Dixzy is a *summa cum laude* graduate from the Bandung Institute of Technology, Indonesia where he graduated with a Bachelor of Science (Industrial Engineering) degree, majoring in Economics Engineering.



**LIM WUI LIAT
(ANDREW)**

*Executive Director
Liten Logistics Services Pte Ltd (“LLS”)*

Mr Andrew Lim (“**Andrew**”) is the Executive Director of the Group’s subsidiary, LLS since April 2011. He is responsible for the overall management, sales and operations for the entities under his charge. Andrew brings with him more than 30 years of experience in general logistics such as transportation, moving services for heavy machineries, general warehousing, freight forwarding and packing and crating of machineries for the manufacturing and construction industries. Andrew is a major shareholder of LLS. In recent years, he has also taken on the role as a secondhand dealer in outdated and unusable electronic parts primarily from the semiconductor industry for recycling/trading purpose.

Andrew continues to facilitate complementary capabilities to extend the scope of logistics services for the Group in the region.

THIRD PARTY LOGISTICS (3PL)



**HENG KHIM SOON
(KENNY)**

*General Manager
DNKH Logistics Pte Ltd (“DNKH”)*

Mr Kenny Heng (“**Kenny**”) is the General Manager of the Group’s Singapore 3PL subsidiary, DNKH. He is also the minority shareholder. He is responsible for management and growth of the business of this entity under his charge. He brings with him a wealth of more than 30 years of marketing and operation experience in the freight forwarding and third-party logistics businesses.

Kenny is tasked with the challenges to ensure the Group logistics services, such as freight, warehousing, transportation and distribution are competitive particularly, the air and sea shipment rates to and from Singapore and within the region. He also provides the other business units within the Group with value-added services to complement their services to customers who require supply chain services in third party logistics.

DNKH currently operates a fleet of more than 20 trucks of varying capacities and more than 80 field operation personnel in the distribution and warehousing businesses. In addition to storage, DNKH has value-add the de-installation of decommissioned escalators/elevators cum installation of new escalators/elevators to its service portfolio. This capability assists the Group to strengthen its global network in the freight industry.



**S. PIRITHIVARAJ
SELVARAJOO**

*Executive Director/General Manager
City Zone Express Pte Ltd (“CZE-S”)
City Zone Express Sdn Bhd (“CZE-M”)
City Zone Express Warehouse Sdn Bhd (“CZE-BW”)
City Zone Express Co., Ltd (“CZE-T”)
City Zone Express Worldwide Co., Ltd (“CZE-W”)
City Zone Express (Shanghai) Co., Ltd (“CZE-C”)
City Zone Express Vietnam Company Limited (“CZE-V”)*

Mr Pirithivaraj Selvarajoo (“**Raj**”) is the Executive Director cum General Manager of the Group’s Malaysian 3PL subsidiary, CZE-M. He is also a minority shareholder of CZE-M and CZE-S. Raj is responsible for the overall management and growth of the 3PL entities under his charge. CZE Group provides freight forwarding, warehousing (including bonded warehousing services), transportation, customs brokerage and other logistics supply chain services, operating out of Penang. He operates 880,000 square feet of warehouse space (in Malaysia) and he oversees the operation of a sizeable truck fleet comprising more than 165 trucks, which are deployed for daily interstate long and short haul overland transportation between Singapore and Peninsular Malaysia.

Raj continues to strengthen CZE-M’s cross-border land freight business in broadening the Company’s revenue base and enhancing its profitability. He also assists the Group in identifying business opportunities to grow the Group’s business in Malaysia, Thailand and Vietnam to capture a larger share of the inland and cross-border transport business within Indo-China and into the PRC. The CZE business has expanded to Europe as well.

Through his strong leadership, CZE has been awarded a Certificate of Achievement, Gold Partner in an awards ceremony in Jakarta, for completing 37 successful ACTS movement in 2022.

He is instrumental in setting-up joint venture companies with business partners in Thailand and Vietnam with operating offices in Bangkok, Songkhla, Ho Chi Minh City and Shanghai.

OPERATION BUSINESS UNITS

TECHNICAL & ENGINEERING (T&E)



**YEO SECK CHEONG
(JEFFREY)**

*General Manager
Global Technology Synergy Pte Ltd (“GTS”)
Chasen Sino-Sin (Beijing) Hi-Tech Services Pte Ltd (“Sino-Sin”)
Chasen Sinology (Beijing) Co., Ltd (“Sinology”)*

Mr Jeffrey Yeo (“**Jeffrey**”) is the General Manager of GTS and responsible for the general management, growth and development of the business unit in Singapore. GTS is in the business of process and industrial plant engineering design and consultancy services as well as general contractors for alteration & addition (A&A) and mechanical & electrical (M&E) works.

Concurrently, Jeffrey is also the legal representative of the Group’s PRC subsidiaries as well as Director of several subsidiaries in the Group.

Jeffrey joined Chasen Logistics in 2000 as a Project Manager responsible for executing relocation projects. Having been in the logistics and relocation industry for more than 20 years, he had successfully transferred this experience to the PRC when he set up the relocation business operations for the Group in the PRC.



**CHIONH HONG WEI
EDWIN**

*Acting General Manager
Goh Kwang Heng Pte Ltd (“GKH”)
Goh Kwang Heng Scaffolding Pte Ltd (“GKHS”)
Hup Lian Engineering Pte Ltd (“HLE”)
REI Technologies Pte Ltd (“REI”)
Team Glass Engineering Pte Ltd (“TGE”)*

Mr Edwin Chionh (“**Edwin**”) first joined the Chasen Group in 2013 as the Sales Manager of GKH/GKHS. Prior to joining GKH/GKHS, Edwin was in sales dealing in consumer electronics for a total of seven years. With his sales experience, he spearheaded the marketing and sales for GKH/GKHS and secured numerous projects in the construction industry. Among the projects he managed were Fusionopolis, Mediapolis, Metropolis, State Court Towers and Marina One.

With the many construction projects under his belt, Edwin was promoted to Assistant General Manager in 2018. HLE and REI were subsequently placed under the charge of Edwin in December 2019. Under Edwin, HLE secured a major contract for the fabrication and installation of steel frames for a solar panel project. With the departure of the previous GM in 2019, Edwin has been emplaced to the post of Acting General Manager in charge of the GKH-HLE-REI group of companies. The newly set-up joint venture company, Team Glass Engineering Pte Ltd, between HLE & Team Glass Construction Pte Ltd also comes under his operational purview.

Edwin graduated with a Diploma in Electrical and Electronic Engineering from Singapore Polytechnic.



**HEIN KE LONG
(HENRY)**

*Executive Director/General Manager
REI Promax Technologies Pte Ltd (“PMXS”)
Suzhou Promax Communication Technology Co., Ltd
(“PMXSZ”)*

Mr Henry Hein (“**Henry**”) is the Executive Director cum General Manager of the Chasen Group subsidiaries in the contract manufacturing business in Singapore and the PRC. Henry is responsible for the overall management and operational growth of the precision machining business.

Promax Group is in the business of providing solutions such as prototype designs, machining, precision engineering and machining for components such as molds, jigs and fixtures, mechanical sub-assemblies, design and fabrication of special purpose machines and reverse engineering for the telecommunication and ordnance industries. Promax has recently added to its portfolio, the manufacturing of mechanical parts for conventional and electric cars.

Henry oversees the sales and marketing of the Group’s T&E service capability for both factories in Singapore and Suzhou. He has more than 20 years of experience in the precision engineering manufacturing industry.

CORPORATE SOCIAL RESPONSIBILITY

As a responsible corporate citizen, Chasen has vigilantly upheld the principle of corporate social responsibility (“**CSR**”) in serving the communities we operate in, looking after the welfare of our employees, and building goodwill for our Group.

We took full responsibility of all the environmental and social resources under our stewardship. As a result, the Company has established a CSR policy which encompassed the review of the Group’s activities in the following areas:

- To review and recommend the Group’s policy with regards to CSR issues;
- To review the Group’s environmental policies and standards;
- To review the social impact of the Group’s business practices in the communities that it operates in;
- To review and recommend policies and practices with regard to key stakeholders (suppliers, customers and employees); and
- To review and recommend policies and practices with regard to regulators.

OUR CSR FRAMEWORK

The Company aims to be recognized as an organization that is transparent and ethical in all its business operations as well as making a positive contribution to the communities, which it operates in. We are deeply committed to our Shared Values underpinning our CSR framework in the fulfilment of our social responsibility in achieving sustainable development for our future generations:

- Clear direction, strong leadership and open communication;
- Customer focus;
- Equality, fairness and transparency;
- Development of positive working relationships with others and respect for people;
- Promote environmental, social and economic issues; and
- Contribution to the community

Over the years, the Company has been making contributions to aged and children’s homes and sponsorship of social events in support of charitable causes.



CORPORATE GOVERNANCE STATEMENT

The Board of Directors (the “**Board**”) of Chasen Holdings Limited (the “**Company**” and together with its subsidiaries, the “**Group**”) is committed to setting in place corporate governance practices which are in line with the recommendations of the Singapore Code of Corporate Governance 2018 (last amended on 11 January 2023) (the “**Code**”) and accompanying Practice Guidance (last amended on 11 January 2023) to provide the structure through which protection of the interests of its shareholders, stakeholders and investing public is met.

This Statement describes the practices the Company has undertaken with respect to each of the principles and provisions and the extent of its compliance with the Code. The Board believes that the Company has complied in all material aspects with the principles and provisions set out in the Code. Where the Company's practices deviates from any principle or provision, the Company's position in respect of the same is explained in this Statement.

BOARD MATTERS

Board's Conduct of Affairs

Principle 1: The company is headed by an effective Board which is collectively responsible and works with Management for the long-term success of the company.

The Board is responsible for setting the strategic directions for the Company. The Board, in fulfilling its stewardship responsibility for the Company, met on a regular basis throughout the year to supervise the Management in areas such as budgeting and planning, organisational and financial performance, the achievement of strategic goals and objectives, risk management as well as communication with shareholders of the Company. The Board is also responsible for considering sustainability issues relating to the environment and social factors as part of the strategic direction of the Group.

The principal functions of the Board include, amongst other things, the following:

- provide entrepreneurial leadership, set strategic objectives, and ensure that the necessary financial and human resources are in place for the Company to meet its objectives;
- provide the overall strategy of the Group;
- establish a framework of prudent and effective controls, which enables risks to be assessed and managed including safeguarding of shareholders' interests and the Company's assets;
- review the performance of the management;
- identify the key stakeholder groups and recognise that their perceptions affect the Company's reputation;
- set the Company's values and standards (including ethical standards), and ensure that obligations to shareholders and other stakeholders are understood and met;
- consider sustainability issues, e.g. environmental and social factors, as part of its strategic formulation;
- assume the responsibilities of corporate governance framework of the Group.

All Directors objectively discharge their duties and responsibilities at all times as fiduciaries in the interests of the Company and hold Management accountable for performance and the Board is accountable to shareholders through effective governance of the business.

The Board acts in good faith and in the best interests of the Company by exercising due care, skills and diligence, and avoiding conflicts of interest. The Directors are cognizant of their fiduciary duties at law. When a potential conflict of interest situation arises, the affected Director will recuse himself or herself from the discussion and decisions involving the areas of potential conflict, unless the Board is of the opinion that his or her participation is necessary. Unless such participation is permitted unanimously, the conflicted Director excuses himself for an appropriate period during the discussions to facilitate full and frank exchange by the other Directors, and shall in any event recuse himself from the decision-making.

Pursuant to Section 156 of the Companies Act 1967 (the “**Companies Act**”), each Director, at Group and subsidiary level, is to declare to the Company his interests (direct or indirect) in all transactions with the Company and provide details on the nature of such interests as soon as practicable after the relevant facts have come to his knowledge.

CORPORATE GOVERNANCE STATEMENT

Each Director is required to promptly disclose any conflict or potentially conflict of interest, whether direct or indirect, in relation to a transaction or proposed transaction with the Group as soon as is practicable after the relevant facts have come to his knowledge. On an annual basis, each Director is also required to submit details of his associates for the purpose of monitoring interested persons transactions. Where a Director has a conflict or potential conflict of interest in relation to any matter, he or she should immediately declare his interest as soon as practicable and regardless of whether the conflict-related matter is to be discussed or not, and recuse himself from participation unless the Board is of the opinion that his presence and participation is necessary to enhance the efficacy of such discussion. Nonetheless, he is to abstain from voting in relation to the conflict-related matters.

To assist the Board in the execution of its responsibilities, the Board is supported by three board committees, namely the Nominating Committee (“**NC**”), the Remuneration Committee (“**RC**”) and the Audit Committee (“**AC**”) (collectively, the “**Board Committees**” or each the “**Board Committee**”). Each Board Committee has its own set of defined terms of reference, which sets out the respective Board Committee’s duties and responsibilities.

The Company has taken steps to ensure participation of all Directors when selecting Directors to the three Board Committees so as to maximise their effectiveness. All Board Committees are headed by Independent Directors.

Formal Board meetings are held at least four times a year to approve the half yearly and full year result announcements and to oversee the business affairs of the Group. The Board is free to seek clarification and information from the Management on all matters under their purview. Ad-hoc meetings are convened when the circumstances require. During the financial year under review, the details of number of Board and Board Committee meetings held and attended by each Board member are set out as follows:

Names of Directors	Board		AC		NC		RC	
	No. of meetings held	No. of meetings attended	No. of meetings held	No. of meetings attended	No. of meetings held	No. of meetings attended	No. of meetings held	No. of meetings attended
Low Weng Fatt	4	4	4*	4*	1	1	N/A	N/A
Siah Boon Hock	4	4	4*	4*	1*	1*	N/A	N/A
Chew Mun Yew	4	4	4	4	1	1	1	1
Chew Choy Seng	4	4	4	4	1	1	1	1
Lim Yew Si	4	4	4	4	1	1	1	1

* By Invitation

The Company’s Constitution provides for the Directors to participate in Board and Board Committee meetings by means of telephonic and video conference meetings or in such manner as the Board may determine.

As an added control mechanism, the Company has identified the following areas for which the Board’s approval must be sought:

- Approval of half yearly and full-year results announcements for release to the Singapore Exchange Securities Trading Limited (the “**SGX-ST**”);
- Approval of the annual reports and audited financial statements;
- Convening of shareholders’ meetings;
- Approval of corporate strategies;
- Approval of material acquisitions and disposal of assets;
- Approval of major investment and funding decisions; and
- Approval of significant organisational changes that has bearing on execution of corporate strategies.

CORPORATE GOVERNANCE STATEMENT

The Board has and will continue to have in place, an orientation and training programme for newly appointed Directors to familiarize them with the Group's business operations, strategic directions, directors' duties and responsibilities, corporate governance practices, regulations and guidelines from SGX-ST to enable them to discharge their duties and responsibilities effectively.

Upon appointment of a new Director, a formal letter setting out his duties and responsibilities will be provided. The Directors are encouraged to attend seminars and receive training to improve themselves in the discharge of directors' duties and responsibilities. The Company has and will continue to provide incoming Directors (if and when appointed) with information relating to corporate conduct and governance including continuing disclosure requirements as required by the Listing Manual of the SGX-ST, disclosure of interests in securities, restrictions on disclosure of confidential or price sensitive information and etc.

The Directors are also kept abreast of any relevant new laws, regulations and changing commercial risks, from time to time which are relevant to the Group and the training courses related to the aforesaid will be arranged and funded by the Company. News releases issued by the SGX-ST and Accounting and Corporate Regulatory Authority ("**ACRA**") which are relevant to the Company are circulated to the Directors.

The details of updates, seminars and training programmes attended by the Directors in FY2023 include, amongst others:

- Updates on developments in financial reporting, where relevant, by the external auditors of the Company;
- Updates on regulatory announcements, guidance and/or amendments to the Listing Rules of the SGX-ST and the Code, where relevant, by the Company Secretary;
- the changes in the relevant laws and regulations pertaining to the Group's business and changing commercial risks and business conditions of the Group by the Management; and
- LED – Environmental, Social and Governance Essentials

As disclosed above, the Company had arranged for all the Directors to undergo a one-time training on sustainability reporting. All Directors of the Company have attended and completed the sustainability training courses conducted by the Singapore Institute of Directors during FY2023.

The NC and the Board are satisfied that sufficient time and attention are being given by the Directors to the affairs of the Group, as none of the Director has multiple listed company board representations. Therefore, there is presently no need to implement internal guidelines to address the competing time commitments. This matter is reviewed on an annual basis by the NC.

Draft agendas for Board and Board Committees meetings are circulated in advance to the respective Chairman, in order for them to suggest items for the agenda and/or review the usefulness of the items in the proposed agenda.

To enable the Board to function effectively and to fulfill its responsibilities, the Management strives to provide Board papers prior to any Board and Board Committees meeting. These papers are issued in advance, with sufficient time to enable Directors to consider the issues and to obtain additional information or explanation from the Management, if necessary.

This will include sensitive matters which may be tabled at the meeting itself or discussed without papers being distributed. The Board papers may include, amongst others, the following documents and details:

- Background or explanations on matters brought before the Board for decision or information, including issues being dealt with by Management, and relevant budgets, forecasts and projections. In respect of budgets, any material variance between the projections and actual results is disclosed and explained to the Board;
- Minutes of the previous Board meeting;
- Minutes of meetings of all Board Committees held since the previous Board Committees' meeting;
- Major operational and financial issues; and
- Financial reporting on the statistics on key performance indicators including but not limited to funding, utilization of financial assistances, ratios, present enterprise value, receivables and collection, cash flows and forecast.

CORPORATE GOVERNANCE STATEMENT

As part of good corporate governance, key matters requiring decisions are reserved for resolution at Board meetings rather than by circulation to facilitate discussions.

All Directors have separate and independent access to key management personnel and to the Company Secretary at all times. The Company Secretary and/or her representatives administer, attend and prepare minutes of Board and Board Committees meetings, and assists the respective Chairmen of the Board and Board Committees meetings in ensuring that Board procedures are followed so that the Board functions effectively, and the Company's Constitution and relevant rules and regulations, including requirements of the Companies Act and the Listing Manual of the SGX-ST, are complied with, at all times.

The appointment and removal of the Company Secretary is a matter for the Board as a whole.

Should the Directors need independent professional advice, the Company will, upon direction by the Board, appoint a professional advisor to render the advice, and the costs of such professional fees will be borne by the Company.

Board Composition and Guidance

Principle 2: The Board has an appropriate level of independence and diversity of thought and background in its composition to enable it to make decisions in the best interests of the company.

The current Board of Directors consists of two Executive Directors and three Independent Directors. The Directors as at the date of this report are listed as follows:

Executive Directors

Low Weng Fatt (Managing Director and Chief Executive Officer)
Siah Boon Hock

Independent Directors

Lim Yew Si (Lead Independent Director)
Chew Mun Yew
Chew Choy Seng

The current Board composition complies with Provision 2.2 and 2.3 of the Code, where Independent Directors and Non-Executive Directors make up a majority of the Board. In addition, the current Board composition also complies with Rule 210(5)(c) of the Listing Manual of the SGX-ST where Independent Directors must comprise at least one-third of the Board.

The criterion for independence is based on the definition set out in the Code and Practice Guidance. The Board considers an "Independent Director" as one who is independent in conduct, character and judgement, and has no relationship with the Company, its related companies, its substantial shareholders or its officers that could interfere, or be reasonably perceived to interfere, with the exercise of the Director's independent business judgement with a view to the best interests of the Company.

The independence of each Director is reviewed annually by the NC in accordance with the Code and its Practice Guidance as well as Rule 210(5)(d)(i) and 210(5)(d)(ii) which took effect on 1 January 2019, it stipulates that a director will not be independent if he is employed by the issuer or any of its related corporations for the current or any of the past three financial years; or if he has an immediate family member who is employed or has been employed by the issuer or any of its related corporation for the past three financial years, and whose remuneration is determined by the remuneration committee of the issuer. In this regard, the Independent Directors have confirmed that they and their respective associates do not have any employment relationships with the Company.

The Independent Directors (namely Mr Chew Mun Yew, Mr Chew Choy Seng and Mr Lim Yew Si) have submitted their confirmation of independence and confirmed that they or their immediate family members do not have any relationship with the Company or any of its related corporations, its substantial Shareholders or its officers that could interfere, or be reasonably perceived to interfere, with the exercise of the Directors' independent business judgment with a view to the best interests of the Company, and do not fall under any of the circumstances pursuant to Rule 210(5)(d) of the Listing Manual of the SGX-ST. The Independent Directors are not the substantial shareholder of the Company and will not in foreseeable situation that could compromise their independence of thought and decision. The Board, based on the review conducted by the NC, has determined that the said Directors are independent.

CORPORATE GOVERNANCE STATEMENT

The NC has reviewed the forms on confirmation of independence completed by each Independent Director and concurred with their confirmation. The NC is satisfied that there is a strong and independent element in the Board even as the Board refreshes its members on the Board and committees.

The respective Directors had abstained from the discussions pertaining to the review of his independence.

Save for Mr Chew Mun Yew, none of the Independent Director has served on the Board beyond nine years from the date of his first appointment.

Notwithstanding that Mr Chew Mun Yew has served the Board beyond nine years, the NC, with the concurrence of the Board, is satisfied that Mr Chew Mun Yew is still considered as an Independent Director, after performing rigorous review and taking the following into consideration:-

- (1) Giving full attention to the written and spoken materials presented;
- (2) Assessing what needs to be questioned in the best interests of the Company;
- (3) Avoiding undue reliance on a single individual's expertise or the majority view;
- (4) Taking account of the context objectively, relevant comparison, legal requirements and ethical issues;
- (5) Developing an informed view;
- (6) Freedom from undue influence and able to identify the dividing line between the interest of the Company and those of self-interest;
- (7) Awareness of one's own biases, agendas and emotions as well as collective values such as fairness;
- (8) Understanding the risk and uncertainty and how to mitigate them;
- (9) An environment where diverse views are encouraged and dissent is seen as safe;
- (10) Checking for the way options have been framed;
- (11) Appreciation of the implication of trade-off in the choice, not only financial aspects but factors such as risks and reputation; and
- (12) Awareness of the need of consultation on the choice with relevant stakeholders and other interested parties.

Mr Chew Mun Yew had abstained from the discussions pertaining to the review of his independence.

Based on the above, as Mr Chew Mun Yew has been able to objectively guide and oversee the Management of the Group, provide the check and balance and exercise an independent business judgement to the best interests of the Group, the NC and the Board had recommended Mr Chew Mun Yew to seek for two-tier approval pursuant to Rule 210(5)(d)(iii) of the Listing Manual of the SGX-ST at the annual general meeting ("AGM") held 28 July 2022. In the AGM held on 28 July 2022, Mr Chew Mun Yew had sought shareholders' approval on his continuity appointment as an Independent Director pursuant to Rule 210(5)(d)(iii) of the Listing Manual of the SGX-ST and to Provision 2.1 of the Code and the approvals shall remain in force until the earlier of (a) his retirement or resignation; or (b) the conclusion of the third annual general meeting of the Company. However, in view of the removal of Rule 210 (5)(d)(iii) of the SGX Listing Rules on 11 January 2023 with immediate effect, the Singapore Exchange Regulation has limited the tenure of independent director serving on the boards of listed companies to nine years. As a transition, independent director whose tenure exceeds the nine-year limit can continue to be deemed independent until the listed companies' next AGM to be held in 2024, for the financial year ending on or after 31 December 2023. In this respect, Mr Chew Mun Yew may continue as an Independent Director until the Company's next AGM to be held in 2024, which allow the Board and the NC to have sufficient time to search for new Independent Director(s).

CORPORATE GOVERNANCE STATEMENT

The Board takes into account the scope and nature of the Company's operations. It also takes into account the evolving Corporate Governance Code and as articulated above is taking actions to refresh the Board to facilitate effective deliberations and decision making of the Board while enhancing the independent elements on the Board. The Independent Directors would constructively challenge and help develop proposals on strategy and review the performance of Management in meeting agreed goals and objectives and monitoring the reporting of performance. The Independent Directors are encouraged to meet regularly without the presence of Management so as to facilitate a more effective check on Management. During FY2023, the Independent Directors have met informally at least once without the presence of Management to discuss matters such as corporate governance initiatives, board processes as well as succession planning and will continue to do so.

The composition of the Board is reviewed at least annually by the NC. The NC is of the view that there is a strong element of independence in the Board as the independent directors currently form the majority of the Board. Mr Chew Choy Seng and Mr Lim Yew Si are accountancy and financial professional throughout their career and Mr Chew Mun Yew has extensive engineering and senior management experience from major MNC players in the semi-conductor industry that forms the specialist relocation customer base in Singapore and the Asia region. Therefore, there is diversity of thought and background in its composition to enable it to exercise the Director's independent business judgement in the best interest of the Company. The Board comprises Directors who have the appropriate balance and diversity of skills, expertise and experience, knowledge of the industries the Group does business in and collectively possess the necessary core competencies for effective functioning and informed decision-making. Notwithstanding the lack of gender diversity at the Board level due to scarce/limited pool of experienced female senior executives in the logistics and construction related sectors in Singapore to draw from, the Board is always on the lookout. The Board aside, it is to be noted that 2 female key management personnel (out of a total of 6) are on the Company's senior management bench, which includes the Chief Financial Officer ("**CFO**") and the Head of Administration and Human Resource.

The Board has adopted a Board Diversity Policy to assist the NC and the Board in identifying prospective candidates for directorship that meet the criteria as determined by the NC and that support the diversity's objectives. The Board Diversity Policy promotes the diversity among the Directors in order to improve performance and to avoid groupthink and foster constructive debate and ensure that composition is optimal to support the Group's needs in the short-term and long-term goals.

The diversity includes the appropriate mix of complementary skills, business and industry experience, gender, age, ethnicity, geographic background, length of service and other distinctive qualities of the board members.

The Company recognizes that an effective Board requires Directors to possess not only integrity, commitment, relevant experiences, qualifications and skills in carrying out their duties effectively but also include right blend of skills, industry knowledge and diverse background towards promoting good corporate governance.

In concurrence with the NC, the Board is of the view that the Company has embraced all aspects of diversity in the current Board composition and senior corporate Management bench that participates routinely in Board deliberations. The Company confirms that its current practices are consistent with the intent of Principle 2 of the Code. The Board and Board Committees are of an appropriate size, and comprise directors who as a group provide the appropriate balance and mix of skills, knowledge, experience, and other aspects of diversity such as gender and age, so as to avoid groupthink and foster constructive debate in its Board meetings. The Board also invited the CFO and Head of Administration in participating the discussion with the Directors during the Board and Board Committees' meetings, to share their views from female's perspectives.

Although the NC has assessed the current level of diversity on the Board to be satisfactory, the NC will endeavour to achieve the gender diversity target in the composition of the Board, i.e. a female director, and continue to uphold the target in forming a professional Board which could meet the business requirements of the Group, as an ongoing process. Nonetheless, the targets to achieve diversity on the Board are assessed from time to time, based on the composition of the Board and operations of the Group at the relevant time.

The NC will continue to review the Board Diversity Policy, as appropriate, to ensure its effectiveness, and will recommend appropriate revisions to the Board for consideration and approval.

CORPORATE GOVERNANCE STATEMENT

Chairman and Chief Executive Officer

Principle 3: There is a clear division of responsibilities between the leadership of the Board and Management, and no one individual has unfettered powers of decision-making.

The Board does not have a Chairman. Currently, the responsibilities of the Chairman are shared among the Board members to:

- (a) lead the Board to ensure that its effectiveness in all aspects of its role;
- (b) set the agenda and ensure that adequate time is available for discussion of all agenda items, in particular strategic issues;
- (c) promote a culture of openness and debate at the Board;
- (d) ensure that the directors receive complete, accurate, timely and clear information;
- (e) ensure effective communication with shareholders;
- (f) encourage constructive relations within the Board and between the Board and Management;
- (g) facilitate the effective contribution of Non-Executive Directors in particular; and
- (h) promote high standards of corporate governance.

The roles of a Chairman and the Chief Executive Officer (“CEO”) are separate and distinct, each having his own areas of responsibilities. As the highest-ranking executive officer of the Group, Mr Low Weng Fatt being the Managing Director and CEO of the Company, has executive responsibilities for the Group’s businesses. He is responsible for the effective management and supervision of the daily business operations of the Group as well as taking a key leadership role in executing the Group’s business strategy as deliberated and approved by the Board.

The Board has set clear guidelines in respect of decisions that are to be made by the Board, decisions that are to be made by the Managing Director and CEO in consultation with the Board while leaving it to the judgement of Management as to other matters that ought to be referred to the Board. The Board is of the opinion that the decision-making process by the Board has been independent and has been based on collective decisions without any individual exercising any considerable concentration of power or influence.

As there is no Chairman being appointed at this juncture, the relationship between the Chairman and CEO is not applicable.

Although there is no Chairman of the Board, Mr Lim Yew Si was appointed as the Lead Independent Director of the Company on 1 June 2023, to promote high standards of corporate governance. The Lead Independent Director is available to shareholders where they have concerns and for which contact through the normal channels of communication with the Management are inappropriate or inadequate.

The Independent Directors, leading by the Lead Independent Director are encouraged to meet periodically without the presence of the Executive Directors and Management, and provide feedback to the CEO after such meetings.

Board Membership

Principle 4: The Board has a formal and transparent process for the appointment and reappointment of directors, taking into account the need for progressive renewal of the Board.

The NC currently comprises the following four members, the majority of whom including the Chairman, are Independent Directors:

Lim Yew Si (Chairman)
Chew Mun Yew
Chew Choy Seng
Low Weng Fatt

CORPORATE GOVERNANCE STATEMENT

The NC is governed by its written terms of reference. In accordance with the requirements of the Code, the Chairman of the NC is a Lead Independent Director. The NC reviews board succession plans for Directors, makes recommendations to the Board on all nominations for appointments and re-appointments of Directors to the Board. In addition, the NC will review, as and when circumstances require, to arrange for training and professional development programs for the Board. It also ascertains the independence of Directors and evaluates the Board's performance. The NC assesses the independence of Directors, based on the guidelines set out in the Code and any other salient factors.

Given the time needed in the rigorous evaluation of potential candidates to Board appointment, the NC's review of independent status of Directors is necessarily forward-looking in particular for long-serving Directors. As mentioned in Principle 2, the NC is progressive and proactive in this formal and transparent process. The NC, in recommending the nomination of any Director for re-election and/or re-appointment, considers the contribution of each Director, based on, *inter alia*, his attendance record, overall participation and contributions, expertise, strategic vision, business judgement and sense of accountability.

The NC ensures that the members of the Board and its Board Committee are best suited for their respective appointments and are able to discharge their responsibilities as members of the Board and/or Board Committees. In addition, the selection of Directors requires careful assessment to ensure there is an equitable distribution of responsibilities among the Directors.

In the nomination and selection process, the NC reviews the composition of the Board by taking into consideration the mix of expertise, skills attributes and length of service of existing Board members, so as to identify desirable competencies and criterion for a particular appointment. In so doing, it strives to source for candidates who possess the skills and experience that will further strengthen the Board, and who are able to contribute to the Company in relevant strategic business areas, in line with the growth and development of the Group. This process also takes into account the evolving Corporate Governance landscape with the aim to achieving compliance progressively and proactively.

Pursuant to the Company's Constitution, every Director (except the Managing Director and CEO) must retire from office at least once every three years by rotation. Directors who are due for retirement are eligible to offer themselves for re-election. New Directors who are appointed by way of Board resolution are subject to retire at the AGM following his appointment and he shall be eligible for re-election by shareholders at the AGM. With effect from 1 January 2019, Rule 720(5) of the Listing Manual of the SGX-ST ("**Listing Rule**") requires all directors of an issuer must retire and may to submit themselves for re-nomination and re-election at least once every three years.

Each member of the NC shall abstain from deliberation in respect to his re-nomination as a Director.

Mr Lim Yew Si and Mr Siah Boon Hock shall retire from office pursuant to Regulations 110 of the Company's Constitution at the forthcoming AGM to be held on 27 July 2023. Both Mr Lim Yew Si and Mr Siah Boon Hock, the retiring Directors shall be eligible for re-election pursuant to Regulation 113 of the Company's Constitution at the forthcoming AGM and have consented for re-election and the resolutions for their re-election would be tabled at the forthcoming AGM.

The NC and the Board had reviewed and recommended the re-election of the abovementioned Directors at the forthcoming AGM. The retiring of the abovementioned Directors would be tabled for re-election at the forthcoming AGM.

Where a vacancy arises, the NC may tap on its networking contacts and/or engage external professional headhunters to assist with identifying and shortlisting potential candidates. The NC will consider each candidate for directorship based on the selection criteria determined after consultation with the Board and after taking into consideration the qualification and experience of such candidate, his/her ability to increase the effectiveness of the Board and to add value to the Group's business in line with its strategic objectives. Thereafter, the NC will recommend the candidate to the Board for approval.

CORPORATE GOVERNANCE STATEMENT

Key information on directors proposed to be re-elected to the Board under Appendix 7.4.1 of the Listing Manual are as follows:-

Name of Directors	Lim Yew Si	Siah Boon Hock
Date of Appointment	1 October 2020	6 February 2007
Date of last re-election (if applicable)	29 July 2021	29 July 2021
Age	58	63
Country of principal residence	Singapore	Singapore
The Board's comments on this re-election (including rationale, selection criteria, and the search and nomination process)	The Board of Directors of the Company has accepted and approved the NC's recommendation, who has reviewed and considered Mr Lim's contribution and performance as the Lead Independent Director of the Company	The Board of Directors of the Company has accepted and approved the NC's recommendation, who has reviewed and considered Mr Siah's contribution and performance as Executive Director of the Company.
Whether appointment is executive, and if so, the area of responsibility	Non-Executive	Executive. Assisting the Managing Director and CEO in operational matters and following up new business opportunities
Job Title (e.g. Lead ID, AC Chairman, AC Member etc.)	Lead Independent Director Chairman of Nominating Committee Member of Audit Committee Member of Remuneration Committee	Executive Director
Professional qualifications	CA Singapore (Institute of Singapore Chartered Accountants); ACMA (Chartered Institute of Management Accountants)	Not applicable
Working experience and occupation(s) during the past 10 years	Public Accountant since 2007	Executive Director for Chasen group of companies
Shareholding interest in the listed issuer and its subsidiaries	<u>The Company</u> Nil <u>Subsidiaries of the Group</u> Nil	<u>The Company</u> 10,824,901 Ordinary Shares <u>Subsidiaries of the Group</u> Nil
Any relationship (including immediate family relationships) with any existing director, existing executive officer, the issuer and/or substantial shareholder of the listed issuer or of any of its principal subsidiaries	None	He is currently the brother-in-law of Yap Beng Geok Dorothy, substantial shareholder and Head of Corporate Administration of the Company
Conflict of interest (including any competing business)	None	None
Undertaking (in the format set out in Appendix 7.7 of Listing Rules) under Rule 720(1) has been submitted to the listed issuer	Yes	Yes

CORPORATE GOVERNANCE STATEMENT

Name of Directors	Lim Yew Si	Siah Boon Hock
Other Principal Commitments Including Directorships	<u>Past Directorships (for the last five years)</u> Aviation Safety and Training Pte Ltd Lifevantage Asia Pte Ltd Lifevantage Singapore Pte Ltd Fairty Technology (S) Pte Ltd <u>Other Principal Commitments (for the last five years)</u> Gleneagle Trust – Partner <u>Present Directorships</u> Chasen Holdings Limited APTA Management Services Pte Ltd Ang Chin Moh Foundation YFK Public Accounting Corporation M21 International Pte Ltd Chinaeon Biotech Pte Ltd <u>Other Principal Commitments</u> Nil	<u>Past Directorships (for the last five years)</u> REI Technologies Pte Ltd <u>Other Principal Commitments</u> Nil <u>Present Directorships</u> Chasen group of companies <u>Other Principal Commitments</u> Nil

The retiring directors had responded negative to items (a) to (k) listed in Appendix 7.4.1 of the Listing Manual of the SGX-ST.

Mr Lim Yew Si, if re-elected, will be considered independent for the purpose of Rule 704(8) of the Listing Manual of the SGX-ST.

Key information regarding the Directors is set out below:

Name of Director	Date of First Appointment	Date of Last Re-election	Directorship and Chairmanship in Other Listed Companies and Major Appointments (Present and held over preceding 3 years)
Low Weng Fatt	6 February 2007	28 July 2022	Nil
Siah Boon Hock	6 February 2007	29 July 2021	Nil
Chew Mun Yew	5 August 2013	28 July 2022	Nil
Chew Choy Seng	1 October 2018	28 July 2022	Nil
Lim Yew Si	1 October 2020	29 July 2021	Nil

There is no alternate Director on the Board.

The independence of each Director is assessed and reviewed annually by the NC, which will consider whether a Director has business relationships with the Group, its substantial shareholders (5% of more shareholders) and if so, whether such relationships could interfere or be reasonably be perceived to interfere, with the exercise of the Director's independent business judgement in the interest of the Group. No individual or small group of individuals dominates the Board's decision making. The assessment is in compliance with Provision 2.1 of the 2018 Code and Rule 210(5)(d) of the Listing Manual of SGX-ST.

CORPORATE GOVERNANCE STATEMENT

The Board after taking into consideration the views of the NC, is of the view that Mr Chew Mun Yew, Mr Chew Choy Seng and Mr Lim Yew Si are considered independent and that, no individual or small group of individual dominates the Board's decision-making process.

As set out under Principle 1 above, the NC has reviewed and is of the opinion that the Directors are able to and have adequately carried out their duties as Directors of the Company, as well as sufficient time and attention are given by the Directors to the affairs of the Company, in FY2023. Each of the Independent Directors, being members of the NC, has abstained and not participated in the review and determination in respect of himself.

Board Performance

Principle 5: The Board undertakes a formal annual assessment of its effectiveness as a whole, and that of each of its board committees and individual directors.

In line with the principles of good corporate governance, the NC had implemented and continued with an annual performance evaluation for assessing the effectiveness of the Board as a whole and has completed the assessment without the engagement of an external facilitator. The purpose of the evaluation process is to increase the overall effectiveness of the Board. In view of the current size of the Board and that all Independent Directors are members of the Board Committees, the assessment of the Board Committees was incorporated into the assessment of the Board as a whole.

The NC had decided unanimously, that there would be no separate assessment of the Board Committees and individual Directors. The NC, in considering the re-nomination of any Director, had considered but not limited to the extent of their attendance, participation and contribution in the proceedings of the meetings and affairs of the company.

Each Director was requested to complete evaluation forms to assess the overall effectiveness of the Board as a whole. The appraisal process focused on the evaluation of factors such as the size and composition of the Board, the Board's access to information, Board processes and accountability, communication with key management personnel and Directors' standard of conduct. The results of the evaluation are used constructively by the NC to identify areas of improvements and recommend to the Board the appropriate action. Based on the results collated from the evaluations, the NC is of the view that the overall effectiveness of the Board as a whole has been consistently good for the financial year.

No external facilitator has been used for the purpose of Board assessment in the financial year 2023. The Board Evaluation Questionnaires will be reviewed and updated as necessary from time to time.

The Board and the NC are satisfied that Directors appointed to the Board possess the necessary experience, knowledge and expertise critical to the Group's business.

REMUNERATION MATTERS

Procedures for Developing Remuneration Policies

Principle 6: The Board has a formal and transparent procedure for developing policies on director and executive remuneration, and for fixing the remuneration packages of individual directors and key management personnel. No director is involved in deciding his or her own remuneration.

The RC currently comprises the following three members, all of whom are Independent Directors:

Chew Mun Yew (Chairman)
Chew Choy Seng
Lim Yew Si

CORPORATE GOVERNANCE STATEMENT

The RC is governed by its written terms of reference. The principal functions of the RC are, *inter alia*:

- (a) review and recommend to the Board a general framework of remuneration for the Board and key management personnel of the Group;
- (b) review and recommend to the Board specific remuneration packages for each Director, key management personnel and employees who are related to the Executive Directors and/or substantial shareholders covering all aspects of remuneration, including but not limited to Director's fees, salaries, allowances, bonuses, options, share-based incentives and awards, and benefits in kind;
- (c) review the Company's obligations arising in the event of termination of the Executive Directors' and key management personnel's contracts of service to ensure that such contracts of service contain fair and reasonable termination clauses, which are not overly generous; and
- (d) review and submit its recommendations for endorsement by the Board, the awards granted under the Chasen Performance Share Plan or any long-term incentive schemes which may be set up from time to time and to do all acts necessary in connection therewith.

It was noted that the Chasen Performance Share Plan 2017 (the "**Plan 2017**") was adopted and approved by the shareholders of the Company at an extraordinary general meeting held on 28 July 2017. The duration of the Plan 2017 is a maximum period of 10 years commencing on the date of adoption, that is, 10 years commencing on 28 July 2017. Details of the plan are set out in the Directors' Statement on page 49.

Each member of the RC refrains from voting on any deliberations in respect of the assessment of his remuneration. No Director was involved in determining his own remuneration.

The RC has full authority to engage any external independent professional advice on matters relating to remuneration as and when the need arises.

Level and Mix of Remuneration

Principle 7: The level and structure of remuneration of the Board and key management personnel are appropriate and proportionate to the sustained performance and value creation of the company, taking into account the strategic objectives of the company.

The RC will take into account the industry norms relevant to the size of the Company and geographical areas which the Group operates, the Group's performance as well as the contribution and performance of each Director and key management personnel when determining their remuneration packages.

In structuring and reviewing the remuneration packages, the RC seeks to align interests of Directors and key management personnel with those of shareholders and link rewards to corporate and individual performance as well as their roles and responsibilities. Such performance-related remuneration should be aligned with the interest of shareholders and promote long term success of the Company. Individual performance reviews for key management personnel are completed annually.

The Independent Directors receive Directors' fees and share awards under the Chasen Performance Share Plan, in accordance with their contributions, taking into account factors such as efforts and time spent, responsibilities of the Directors and the need to pay competitive fees to attract, retain and motivate the Directors. The Independent Directors shall not be over-compensated to the extent that their independence may be compromised. All Directors are paid Directors' fees that are subject to shareholders' approval at the AGM.

The remuneration for the Executive Directors and key management personnel comprised a basic salary component and a variable component, namely, director's fees, annual bonus and the share awards under the Chasen Performance Share Plan. The latter is based on the performance of the Group as a whole and their individual performances. The grants of share awards are vested over a period of time through a prescribed vesting schedule. The details of grants of share awards under the Chasen Performance Share Plan are disclosed in the Directors' Statement on page 49.

The Company entered into a service agreement with our Managing Director and CEO, Mr Low Weng Fatt for a fixed appointment period and it does not contain onerous removal clauses. The service agreement allows for termination by either party giving not less than six months' notice in writing to the other. The RC is responsible for the review of compensation commitments, if any, the service agreement may entail in the event of early termination.

CORPORATE GOVERNANCE STATEMENT

The Board is of the view that the remuneration offered to the Directors and key management personnel is fair and competitive, and is appropriate to attract, retain and motivate the directors to provide good stewardship of the company and key management personnel to successfully manage the Company for the long term. The RC will carry out annual reviews of the remuneration packages of the Directors and key management personnel, having due regard to their contributions as well as the financial and commercial needs of the Group.

The RC may recommend the Company to consider the use of contractual provisions to allow the Company to reclaim incentive components of remuneration from Executive Directors and key management personnel in exceptional circumstances of misstatement of financial results or misconduct resulting in financial loss to the Company.

Disclosure on Remuneration

Principle 8: The company is transparent on its remuneration policies, level and mix of remuneration, the procedure for setting remuneration, and the relationships between remuneration, performance and value creation.

The remuneration of the Executive Directors and key management personnel are set out in incremental bands of S\$250,000 with further analysis showing the composition between Fee; Salary; Bonus and Other benefits. The Company's Directors and key management personnel receiving remuneration from the Group for the financial year ended 31 March 2023 are as follows:

Remuneration Band	Number of Directors	
	2023	2022
Directors		
\$500,000 and above	1	0
\$250,000 to below \$500,000	1	2
Below \$250,000	3	3
Total	5	5
Key Management Personnel		
\$250,000 to below \$500,000	3	2
Below S\$250,000	3	4
Total	6	6

A breakdown of each individual Director's and key management personnel's remuneration, in percentage terms showing the level and mix for the financial year ended 31 March 2023, is as follows:

	Fees %	Salary %	Bonus %	Other benefits %	Total %
Directors					
\$500,000 and above					
Low Weng Fatt	11.6	74.6	6.0	7.8	100
\$250,000 to below \$500,000					
Siah Boon Hock	20.8	63.8	5.6	9.8	100
Below \$250,000					
Chew Choy Seng	100	–	–	–	100
Chew Mun Yew	100	–	–	–	100
Lim Yew Si	100	–	–	–	100

CORPORATE GOVERNANCE STATEMENT

	Fees %	Salary %	Bonus %	Other benefits %	Total %
Key Management Personnel					
\$250,000 to below \$500,000					
Cheong Tuck Nang	–	74.4	6.7	18.9	100
Tan La Hiong	–	87.0	7.5	5.5	100
Yeo Seck Cheong	–	62.0	19.1	18.9	100
Below \$250,000					
DixzyQuo Nurman	–	74.9	–	25.1	100
Heng Khim Soon	–	83.0	7.2	9.8	100
Yap Beng Geok Dorothy	–	81.6	7.1	11.3	100

The aggregate total remuneration paid to the above-mentioned key management personnel (who are not Directors or the Managing Director and CEO) for the financial year ended 31 March 2023 is approximately S\$1,403,197.

None of the Directors (including the Managing Director and CEO) and the top six key management personnel (who are not Directors or the Managing Director and CEO) of the Company has received any termination, retirement, post-employment benefits for the financial year ended 31 March 2023.

Save for Ms Yap Beng Geok Dorothy, the substantial shareholder of the Company and Mr Cheong Tuck Nang, spouse of Ms Yap Beng Geok Dorothy, the substantial shareholder of the Company, there is no other employee who is a substantial shareholder of the Company, or an immediate family member of a Director, the CEO or a substantial shareholder of the Company, and whose remuneration exceeds S\$100,000 for the financial year ended 31 March 2023.

The process of remuneration administration is led by the RC which provides critical oversight in assuring alignment of individual, Enterprise and Group's performance to long term shareholders' interest and value creation in a sustainable manner. The salient factors that form the key pillars in the administration of remuneration practices pertaining to Directors and key management personnel are in compliance with the Principles that are articulated in Principle 7 and 8 of this Annual Report.

This level of disclosure is consistent with the intent of transparency on the company's remuneration policies taking into account evolving industry trends and forces, competition for talent recruitment and retention. It is prudent and in the shareholders' interest to protect this competitive advantage through an appropriate level of transparency in the Company's compliance regime and compensation practices.

The Company has not disclosed exact details of the remuneration of each individual Director and key management personnel as maintaining confidentiality on such matters is desirable in the overall interest of the business. Attracting and retaining capable professionals are top priorities for the Group operating in a highly competitive industry. It is to be noted the breakdown in the level and mix of remunerations in percentage terms are, in and by itself, of significance and hence sufficiently transparent.

Notwithstanding the deviation from Provision 8.1 of the Code, the Company is transparent on its remuneration policies, which has been disclosed not only as part of compliance with Principle 8 but also in respect of Principle 7 of the Code. In particular, the Company has elaborated on the remuneration factors governing the remuneration of the Directors and key management personnel. The Company has also disclosed the remuneration paid to each Director and key management personnel using percentage terms and remuneration bands, as well as the breakdown of the components of their remuneration, for transparency. Accordingly, the Board is of the view that the non-disclosure of the exact quantum of the remuneration of each Director and key management personnel will not be prejudicial to the interest of shareholders and complies with the intent of Provision 8.1 of the Code.

The Board is of the view that the disclosure of the indicative range and percentage of the Directors' and key management personnel's remuneration provides a reasonable amount of information on the Company's remuneration framework to enable the shareholders to understand the link between the Company's performance and the remuneration of the Directors and key management personnel.

CORPORATE GOVERNANCE STATEMENT

The RC has reviewed and approved the remuneration packages of the Directors and key management personnel, having due regard to their contributions as well as the financial and commercial needs of the Group and has ensured that the Directors are adequately but not excessively remunerated.

The Company confirms that its current practices are consistent with the intent of Principle 8 of the Code.

ACCOUNTABILITY AND AUDIT

Risk Management and Internal Controls

Principle 9: The Board is responsible for the governance of risk and ensures that Management maintains a sound system of risk management and internal controls, to safeguard the interests of the company and its shareholders

Management regularly reviews the Group's business and operational activities to identify areas of significant business risks as well as appropriate measures to control and mitigate these risks within the Group's policies and strategies. The Company will consider the need to establish a risk management committee to assist the Board in carrying out its responsibility of overseeing the Company's risk management framework and policies when the need arises.

Although the Board acknowledges that it is responsible for the Group's overall system of internal controls, the Board also recognises that no internal control system will preclude all errors and irregularities. The Group's system is designed to manage rather than eliminate the risk of failure to achieve business objectives, and can provide only reasonable and not absolute assurance against material misstatement or loss. The internal controls in place will address the financial, operational, compliance and information technology controls, as well as risk management systems and the objectives of these controls are to provide reasonable assurance that there are no material financial misstatements or material loss and that assets are safeguarded.

Relying on the reports from the external auditors, internal auditors and the representation letters from the Management, the AC carries out assessments of the effectiveness of key internal controls during the year. Any material non-compliance or weaknesses in internal controls or recommendations from the external auditors and internal auditors to further improve the internal controls would be reported to the AC. The AC will follow up on the actions taken by the Management and on the recommendations made by the external and internal auditors.

Material associates and joint ventures which the Company does not control are not dealt with for the purposes of this Board opinion.

The Directors have received the management representation letters from the Executive Directors and the CFO of the Company and from the Executive Directors, General Managers and Heads of Finance, Operations and Sales of the key subsidiaries as well as Heads of Group functions in relation to the financial information for the financial year ended 31 March 2023.

For the financial year ended 31 March 2023, the Board has received assurance from the Managing Director and CEO as well as the CFO that the financial records have been properly maintained and the financial statements give a true and fair view of the Group's operations and finances; and the Group's risk management and internal control systems are sufficiently adequate and effective.

Based on the various management controls put in place, the reports from the external auditors (to the extent as required by them to form an audit opinion on the statutory financial statements), representation letters from the Management, periodic reviews by the Management, and the findings of the internal auditors, the Board with the concurrence of the AC is of the opinion that the system of internal controls addressing financial, operational, compliance, information technology control and risk management systems, maintained by the Company during the year are adequate and effective.

The Board also notes that all internal control systems and risk management systems contain inherent limitations and no system of internal controls or risk management could provide absolute assurance against the occurrence of material errors, poor judgement in decision making, human error, losses, and/or other irregularities.

As the Group continues to grow its business, the Board will continue to review and take appropriate steps to strengthen the Group's overall system of internal controls and risk management to minimise risks and safeguard shareholders' interests.

CORPORATE GOVERNANCE STATEMENT

Audit Committee

Principle 10: The Board has an Audit Committee which discharges its duties objectively.

The AC currently comprises the following three members, all of whom are Independent Directors:

Chew Choy Seng (Chairman)
Chew Mun Yew
Lim Yew Si

None of the AC members is a former partner or director of the Company's existing auditing firm within a period of two years nor has any financial interest in the auditing firm. The Company has adopted and has complied with the principles of corporate governance under the Code in relation to the roles and responsibilities of the AC.

The Board is of the view that the members of the AC are appropriately qualified, having the necessary accounting or related financial management expertise or experience to discharge the AC's responsibilities. As disclosed under Principle 2, Mr Chew Choy Seng and Mr Lim Yew Si are accountancy and financial professional throughout their career.

The AC is governed by its written terms of reference and will focus principally on assisting the Board in fulfilling its duties by providing an independent and objective review of the financial management process, internal controls and the audit function. The AC will meet at least four times a year to perform, *inter alia*, the following authorities and functions:

(a) Financial Reporting

The AC reviews the assurance from the CEO and CFO on the financial records and financial statements. The AC also reviews the half yearly and full year results announcements, as well as any formal announcements relating to the Company's financial performance, with the Management and external auditors before submission to the Board for approval, focusing in particular on significant financial reporting issues and judgements; changes in accounting policies and practices, major risk areas; significant adjustments resulting from the audit, compliance with accounting standards and compliance with the Listing Manual of the SGX-ST and any other relevant statutory or regulatory requirements.

(b) External Audit

The AC reviews, with the external auditors, the audit plans, the audit report and Management's response and actions to correct any noted deficiencies; to discuss problems and concerns, if any, arising from the review and audits; to review the independence of the external auditors annually; and to recommend to the Board the appointment, re-appointment or removal of the external auditors and approving the remuneration and terms of the engagement of the external auditors. In addition, the AC meets with the external auditors without the presence of Management at least once a year to discuss any matter that the external auditors may raise during such a meeting.

(c) Internal Audit

The AC reviews, with the internal auditors, the internal audit plan, the scope and results of the internal audit including the effectiveness of the internal audit process. It ensures that the internal audit function is adequately resourced and has appropriate standing within the Group. It also reviews annually to ensure the adequacy and effectiveness of the internal audit process and monitors the implementation of Management's response to the internal audit findings to ensure that appropriate follow-up measures are taken.

(d) Internal Controls

The AC reviews and evaluates with external auditors and internal auditors on the adequacy and effectiveness of the Company's system of internal controls, including financial, operational, compliance, information technology controls and risk management systems. The AC may commission an independent audit on internal controls for its assurance, or where it is not satisfied with the system of internal controls.

CORPORATE GOVERNANCE STATEMENT

(e) Interested Person Transactions

The AC regularly reviews if the Group will be entering into any interested person transactions (“**IP**T”) and if it does, to ensure that the Group complies with the requisite rules under Chapter 9 of the Listing Manual of the SGX-ST.

(f) Whistle-blowing

The AC reviews arrangements by which employees of the Company and of the Group may in confidence, raise concerns about possible improprieties in matters of financial reporting or other matters and ensure that arrangements are in place for the independent investigation of such matters and for appropriate follow up action. The AC vigorously ensures the identity and safety of employees who come forward are fully protected.

The Company has implemented a whistle blowing policy whereby accessible channels are provided for employees to raise concerns about possible improprieties in matters of financial reporting or other matters, which they become aware and to ensure that:

- (i) independent investigations are carried out in an appropriate and timely manner;
- (ii) appropriate action is taken to correct the weaknesses in internal controls and policies which allowed the perpetration of fraud and/or misconduct and to prevent a recurrence; and
- (iii) administrative, disciplinary, civil and/or criminal actions that are initiated following the completion of investigations are appropriate, balanced and fair, while providing reassurance that they will be protected from reprisals or victimisation for whistle-blowing in good faith and without malice.

The AC has full access to the Management and also full discretion to invite any Director or key management personnel to attend its meetings, and has been given reasonable resources to enable it to discharge its function.

The Board recognises the importance of maintaining a system of internal controls in order to safeguard the shareholders’ investments and the Company’s assets. The Board recognizes the importance of a sound risk management and internal controls practices to good corporate governance and has outsourced its internal audit function. The AC reviews the reliability, independence, adequacy and effectiveness of the internal audit function in each year. In addition to the review of the adequacy and effectiveness of the internal audit function, the AC also ensures that resources are adequate so that the internal audits are performed effectively. The AC also approves the appointment, termination, evaluation and compensation of the Internal Auditor. The AC will ensure that the Internal Auditor is qualified and appropriate to undertake the tasks and have unfettered access to the AC in carrying out its entrusted tasks.

The Company’s internal audit function was outsourced to NLA Risk Consulting Pte Ltd (“**NLA**”). NLA is part of the NLA DFK Group of Companies which is a Singapore-based mid-tier accounting and advisory firm, providing various professional services for many years here. The firm, with a headcount of more than 100 staff, is a member of one of the top 10 international association of independent accounting firms and business advisers. NLA is a corporate member of the Institute of Internal Auditors, Singapore.

The team members supporting the Head of Internal Audit include members of the Institute of Internal Auditors and cybersecurity professionals. The internal audit team is guided by the International Standards for the Professional Practice of Internal Auditing set by the Institute of Internal Auditors in carrying out its functions.

The Internal Auditors, NLA was appointed by AC, reports directly to the AC and is responsible for assessing the reliability, adequacy and effectiveness of the system of internal controls to protect the fund and assets of the Group. The Internal Auditors also ensure that control procedures are complied, by assessing that the operations of the business processes under review are conducted efficiently and effectively and identifying and recommending improvement to internal control procedures, where required.

The Internal Auditors plans its internal audit schedules in consultation with, but independent of, the Management. The internal audit plan is submitted to the AC for approval prior to the commencement of the internal audit. The AC will review the activities of the Internal Auditors, including overseeing and monitoring the implementation of improvements on identified internal control weaknesses.

CORPORATE GOVERNANCE STATEMENT

The AC conducts regular meetings with NLA to evaluate the system of internal controls, the review of cybersecurity, their audit findings, the adequacy and the effectiveness of financial, operational and compliance controls at subsidiary level as well as overall risk management of the Company.

The AC is of the opinion that NLA is adequately resourced with qualified personnel to discharge its responsibilities. The AC has reviewed the internal audit reports based on the controls in place and is satisfied that the internal audit functions has been (i) adequately resourced, (ii) staffed by suitably qualified and experienced professionals with the relevant experience and has the appropriate standing within the Group; and (iii) in accordance with the standards set by professional bodies. NLA has provided a confirmation on their independence to the AC.

In July 2010, SGX and ACRA had launched the “Guidance to Audit Committees on Evaluation of Quality of Work performed by External Auditor” which aims to facilitate the AC in evaluating the external auditors. Accordingly, the AC had evaluated the performance of the external auditors based on the key indicators of audit quality set out in the said Guidance such as performance, adequacy of resources and experience of their audit engagement partner and auditing team assigned to the Group’s audit, the size and complexity of the Group.

In addition, in October 2015, with the support from SGX and Singapore Institute of Directors, ACRA had introduced the “Audit Quality Indicators (**“AQIs”**) Disclosure Framework to assist the AC in evaluating the re-appointment of external auditors based on eight quality markers that correlate closely with audit quality. Accordingly, the AC had evaluated the external auditors based on the eight AQIs at engagement and/or firm-level.

The AC has reviewed the key audit matters disclosed in the independent external auditors’ report and is of the view that there is no material inconsistency between the audit procedures adopted by the independent external auditors and Management’s assessment and is satisfied that the key audit matters have been appropriately dealt with.

The AC has also undertaken a review of the independence and objectivity of the external auditors. The Company has paid S\$280,000 to Messrs Mazars LLP, the external auditors, for the financial year ended 31 March 2023. There is no non-audit fee paid to Mazars LLP.

Based on the above review, the AC is of the opinion that Mazars LLP is, and is perceived to be, independent for the purpose of the Group’s statutory audit.

The Company has complied with Rules 715 and 716 of the Listing Manual of the SGX-ST as all significant Singapore based subsidiaries of the Company are audited by Messrs Mazars LLP for the purposes of the consolidated financial statements of the Company and its subsidiaries. The Board and the AC are satisfied that the appointment of different auditing firms for the Company’s other subsidiaries would not compromise the standard and effectiveness of the audit of the Company.

Accordingly, the AC is satisfied that Rules 712, 715 and 716 of the Listing Manual of the SGX-ST are complied with and has recommended to the Board of Directors, the re-appointment of the external auditors for approval at the forthcoming AGM.

During the financial year ended 31 March 2023, the AC has met with the external auditors, and with the internal auditors, at least once, separately without the presence of the Management.

In addition to the activities undertaken to fulfil its responsibilities, the AC is kept abreast by the Management, external auditors on changes to accounting standards, stock exchange rules and other codes and regulations, which could have an impact on the Group’s business and financial statements.

There was no IPT during the financial year ended 31 March 2023, the AC is of the opinion that Chapter 9 of the Listing Manual of the SGX-ST has been complied with. The AC has nevertheless established the necessary review procedures should IPT arise.

In the event that a member of our AC is interested in any matter being considered by our AC, he will abstain from reviewing that particular transaction or voting on that particular resolution.

The AC has, within its terms of reference, the authority to obtain independent professional advice at the Company’s expense as and when the need arises.

CORPORATE GOVERNANCE STATEMENT

SHAREHOLDER RIGHTS AND ENGAGEMENT

Shareholder Rights and Conduct of General Meetings

Principle 11: The company treats all shareholders fairly and equitably in order to enable them to exercise shareholder's rights and have the opportunity to communicate their views on matters affecting the company. The company gives shareholders a balanced and understandable assessment of its performance, position and prospects.

Shareholders are encouraged to attend the AGM to ensure a high level of accountability by the Board and Management and to stay informed of the Group's strategies and growth. The participation of shareholders is encouraged at the Company's AGM. The Chairmen of the AC, RC and NC will be available at the AGM to answer questions relating to the work of these Board Committees. The external auditors will also be present to assist the Directors in addressing any shareholders' queries, including those relating to the conduct of audit and the preparation and content of the external auditors' report. The Group fully supports the Code's principle to encourage active shareholder participation.

During the pandemic period, the Company upholds this principle and encourages shareholders to send in their questions ahead of the AGM held virtually so that the Company could respond to their questions in relation to any resolution set out in the notice of AGM prior to the AGM and the Company's responses could be also read out to the shareholders during the virtual AGM.

If any shareholder is unable to attend, he/she may appoint up to two proxies to vote on his/her behalf at the general meeting through proxy forms sent in advance. The Company's Constitution currently does not allow a member to appoint more than two proxies to attend and vote at the same general meeting unless the member is a relevant intermediary.

A Relevant Intermediary¹ may appoint more than two proxies, but each proxy must be appointed to exercise the rights attached to a different share or shares held by him (which number and class of shares shall be specified). An investor who holds shares under the Central Provident Fund Investment Scheme ("**CPF Investor**") and/or the Supplementary Retirement Scheme ("**SRS Investor**") (as may be applicable) may attend and cast his/her vote(s) at the general meeting in person. CPF and SRS Investors, who are unable to attend the Meeting but would like to vote, may inform their CPF and/or SRS Approved Nominees to appoint the Chairman of the meeting to act as their proxy, in which case, the CPF and SRS Investors shall be precluded from attending the Meeting.

Each item of special business included in the notice of the annual general meeting will be accompanied by an explanation of the effects of the proposed resolution. Separate resolutions are proposed for substantially separate issues at general meetings.

The Company has decided, for the time being, not to implement voting in absentia through mail, electronic mail or fax until security, integrity and other pertinent issues are satisfactorily resolved.

In view of the COVID-19 pandemic in 2022, the Company's last AGM held on 28 July 2022 ("**2022 AGM**") was held by way of electronic means, through "live webcast" and "audio-only means", pursuant to the COVID-19 (Temporary Measures) (Alternative Arrangements for Meetings for Companies, Variable Capital Companies, Business Trusts, Unit Trusts and Debenture Holders) Order 2020 ("**COVID-19 Order**"). The notice of AGM was not published in the newspaper, but was instead disseminated to Shareholders through publication on SGXNet and the Company's corporate website, in accordance with the alternative arrangements for holding of the AGM pursuant to the COVID-19 Order. The Company had also published a notice to Shareholders, together with the notice of AGM, detailing the alternative arrangements for the 2022 AGM, during the COVID-19 pandemic.

¹ A Relevant Intermediary is:

- a) a banking corporation licensed under the Banking Act 1970 or a wholly-owned subsidiary of such a banking corporation, whose business includes the provision of nominee services and who holds shares in that capacity; or
- b) a person holding a capital markets services licence to provide custodial services for securities under the Securities Futures Act 2001 and who holds shares in that capacity; or
- c) the Central Provident Fund Board established by the Central Provident Fund Act 1953, in respect of shares purchased under the subsidiary legislation made under that Act providing for the making of investments from the contributions and interest standing to the credit of members of the Central Provident Fund, if the Board holds those shares in the capacity of an intermediary pursuant to or in accordance with that subsidiary legislation.

CORPORATE GOVERNANCE STATEMENT

Pursuant to Part 4 of the COVID-19 (Temporary Measures) Act 2020, a member of the Company (whether individual or corporate and including a relevant intermediary) entitled to vote at the AGM must appoint the Chairman of the AGM to act as proxy and direct the vote at the AGM. In appointing the Chairman of the AGM as proxy, a member (whether individual or corporate and including a relevant intermediary) must give specific instructions as to voting, or abstentions from voting, in the form of proxy, failing which the appointment will be treated as invalid. Shareholders participated in the 2022 AGM via electronic means, voting by appointing the Chairman of the 2022 AGM as proxy and their questions (if any) in relation to any resolution set out in the notice of AGM were sent to the Company in advance of the 2022 AGM, and responses to the questions were provided via announcement on SGXNet and the Company's corporate website. The Company did not receive any question from Shareholders before the 2022 AGM.

All Directors, Management, Company Secretary and external auditors were present at the 2022 AGM.

The Company will make an announcement of the detailed results showing the numbers of votes cast for and against each resolution and the respective percentages.

The Company prepares minutes of general meetings that include substantial and relevant comments or queries from shareholders relating to the agenda of the meeting, and responses from the Board and Management, if any. Minutes of the 2022 AGM held in 2022 had been published by the Company on its corporate website and on the SGXNet within one (1) month from the date of the 2022 AGM.

The Company has not formally instituted a dividend policy. The issue of payment of dividend is deliberated by the Board at each half yearly result review having regard to various factors, such as operating result, cashflow, capital expenditure, operating expense and business expansion needs. Taking into account the above factors, the Board has not recommended dividends to be paid in respect of FY2023.

Engagement with Shareholders

Principle 12: The company communicates regularly with its shareholders and facilitates the participation of shareholders during general meetings and other dialogues to allow shareholders to communicate their views on various matters affecting the company.

In line with the continuous disclosure obligations of the Group, the Company is committed to engage in regular and effective communication with its shareholders. It is the Board's policy that shareholders are informed of all major developments that may have an impact on the Group. Pertinent information is communicated to shareholders on a timely basis and is made through:

- annual reports that are prepared and issued to all shareholders;
- periodic announcements on business progress and operating results;
- media and investment analysts meetings;
- circulars and notices to the shareholders;
- corporate website at <http://www.chasen.com.sg>;
- via email address: shareholdings@chasen-logistics.com; and
- disclosures to the SGX-ST via SGXNet.

The Company believes that a high standard of disclosure is crucial to raising the level of corporate governance. All information that requires public disclosure is first announced through the SGXNet. The Company has also adopted half-yearly results reporting. Price-sensitive information is publicly released, and is announced within the mandatory period. The Company does not practise selective disclosure. In line with the continuous obligations of the Company under the Listing Rules of the SGX-ST and the Companies Act, the Board's policy is that all shareholders should be informed of all major developments that impact the Group via SGXNet on a timely basis.

CORPORATE GOVERNANCE STATEMENT

Presently, the Company does not have an investor relations policy or protocol in place nor a dedicated inhouse investor relations team, as the Board was of the view that the current communication channels are sufficient and cost-effective. The Company will assess the need to establish an investor policy or protocol or investor relations team as and when it deems necessary. Notwithstanding so, taking into account the communication and dialogue with Shareholders undertaken by the Company as set out above including the engagement of a professional investor relations firm to advise the Company, the Board is of the view that the Company complies with Principle 12 of the Code.

MANAGING STAKEHOLDERS RELATIONSHIPS

Engagement with Stakeholders

Principle 13: The Board adopts an inclusive approach by considering and balancing the needs and interests of material stakeholders, as part of its overall responsibility to ensure that the best interests of the company are served.

The Company recognizes the vitality on stakeholders' engagement for the Company's long-term sustainability. The Company has regularly engaged its stakeholders through various medium and channels to ensure that the business interests are aligned with those of the stakeholders, to understand and address their concerns so as to improve services and products' standards, as well as to sustain business operations for long-term growth.

The stakeholders have been identified as those who are impacted by the Group's business and operations and those who are similarly able to impact the Group's business and operations. They are namely, customers, shareholders and financial community, employees, suppliers, government and regulatory bodies, local community, and the media. The Group has also undertaken a process to determine the economic, environmental, and social and governance issues, which are important to these stakeholders. These issues form the materiality matrix upon which targets, performance and progress are reviewed and endorsed by the Board annually.

Detailed approach to stakeholder engagement and materiality assessment will be disclosed in the Company's sustainability report FY2023, which will be published to keep stakeholders informed on the Company's business and operations.

The Company maintains a corporate website at <http://www.chasen.com.sg> to communicate and engage stakeholders. The corporate website provides, among others, announcements, annual reports, and financial information of the Group, as well as the profiles of the Group, the Directors and the key management personnel. Stakeholders may also contact the company via email address: shareholdings@chasen-logistics.com.

DEALINGS IN SECURITIES

The Company has complied with Listing Rule 1207(19) in relation to the best practices on dealings in the securities:-

- (a) The Company had devised and adopted its own internal compliance code to provide guidance to its officers with regards to dealings by the Company and its officers in its securities;
- (b) Officers of the Company are reminded not to deal in the Company's securities on short-term considerations; and
- (c) The Company and its officers should not deal in the Company's shares (i) during the periods commencing one month before the announcement of the Company's half yearly and full yearly financial statements, ending on the date of the announcement of the relevant results, and (ii) if they are in possession of unpublished price-sensitive information of the Group.

In addition, the Directors and Management are expected to observe the insider trading laws at all times even when dealing in securities within permitted trading period.

CORPORATE GOVERNANCE STATEMENT

INTERESTED PERSON TRANSACTIONS

Details of IPT, if any, for the financial year ended 31 March 2023 are disclosed in the audited financial statements. To ensure compliance with the relevant rules under Chapter 9 of the Listing Manual of the SGX-ST on IPTs, the Board and AC regularly reviews if the Company will be entering into any IPT and if it does, to ensure that the Company complies with the requisite rules under Chapter 9 of the Listing Manual of the SGX-ST. When a potential conflict of interest arises, the Director concerned does not participate in discussions and refrains from exercising any influence over other members of the Board.

There was no IPT exceeding S\$100,000 for the financial year under review.

MATERIAL CONTRACTS

Other than disclosed in the audited financial statements, there was no material contract entered into by the Company or its subsidiaries involving the interest of any Director or controlling shareholder subsisting as at the end of the financial year ended 31 March 2023.

FINANCIAL CONTENTS

48	Directors' Statement
51	Independent Auditors' Report to the Members of Chasen Holdings Limited
58	Consolidated Statement of Profit or Loss and Other Comprehensive Income
59	Statements of Financial Position
60	Statements of Changes in Equity
64	Consolidated Statement of Cash Flows
66	Notes to the Financial Statements
143	Statistics of Shareholdings
145	Notice of Annual General Meeting
	Proxy Form

DIRECTORS' STATEMENT

The directors are pleased to present their statement to the members together with the audited consolidated financial statements of Chasen Holdings Limited (the "Company") and its subsidiaries (collectively, the "Group"), and the statement of financial position and statement of changes in equity of the Company for the financial year ended 31 March 2023.

1. Opinion of the directors

In the opinion of the directors,

- (a) the consolidated financial statements of the Group, and the statement of financial position and the statement of changes in equity of the Company are drawn up so as to give a true and fair view of the financial position of the Group and of the Company as at 31 March 2023 and the financial performance, changes in equity and cash flows of the Group and changes in equity of the Company for the financial year ended on that date, in accordance with the provisions of the Singapore Companies Act 1967 (the "Act") and Singapore Financial Reporting Standards (International); and
- (b) at the date of this statement, there are reasonable grounds to believe that the Company will be able to pay its debts as and when they fall due.

2. Directors

The directors of the Company in office at the date of this statement are:

Executive directors

Low Weng Fatt
Siah Boon Hock

Independent directors

Lim Yew Si
Chew Choy Seng
Chew Mun Yew

3. Arrangements to enable directors to acquire shares or debentures

Neither at the end of nor at any time during the financial year was the Company a party to any arrangement whose objects were, or one of the objects was, to enable the directors of the Company to acquire benefits by means of the acquisition of shares in, or debentures of, the Company or any other body corporate, except as disclosed in paragraphs 4, 5 and 6 below.

4. Directors' interests in shares, warrants or debentures

The directors of the Company holding office at the end of the financial year had no interests in the share capital, warrants and debentures of the Company and its related corporations as recorded in the Register of Directors' Shareholdings kept by the Company under Section 164 of the Act, except as disclosed below:

Name of the directors and respective companies in which interests are held	Direct interest		Deemed interest	
	At beginning of the financial year	At end of the financial year	At beginning of the financial year	At end of the financial year
Number of ordinary shares				
The Company				
Low Weng Fatt ⁽ⁱ⁾	50,883,708	50,883,708	662,500	662,500
Siah Boon Hock	10,824,901	10,824,901	–	–

4. Directors' interests in shares, warrants or debentures (Continued)

There was no change in any of the above mentioned interests between the end of the financial year and 21 April 2023.

Notes:

- (i) Low Weng Fatt is deemed to be interested in the 662,500 shares held by his spouse.

5. Chasen Performance Share Plan

The Chasen Performance Share Plan 2017 (the "Plan 2017") which was proposed to replace the expired Chasen Performance Share Plan 2007 (the "Plan 2007"), was approved and adopted by the members of the Company at the Extraordinary General Meeting held on 28 July 2017. Under the new Plan 2017, there is no significant change in terms of administration, rights and rationale as compared to the expired Plan 2007.

The Plan 2017 is administered by the Remuneration Committee which comprises Chew Mun Yew (Chairman), Chew Choy Seng and Lim Yew Si.

Under the Plan 2017, eligible participants are conferred rights by the Company on shares to be issued or transferred ("Awards"). The Plan 2017 contemplates the award of fully paid shares free of charge when and after pre-determined performance or service conditions are accomplished and/or due recognition is given to any good work performance and/or any significant contribution to the Company.

The rationale of the share-based incentive scheme is to provide an opportunity for the directors and full-time employees of the Group to participate in the equity of the Company so as to align their interest with that of the shareholders. It would also give recognition to employees of the Group who have contributed to its success and to motivate them to greater dedication, loyalty and higher standard of performance. The participants are not required to pay for the grant of Awards or for the shares allocated pursuant to the Awards.

As at 31 March 2023, no performance shares are awarded under the Plan 2017.

6. Share options

There were no share options granted by the Company or its subsidiaries during the financial year.

There were no shares issued during the financial year by virtue of the exercise of options to take up unissued shares of the Company or its subsidiaries.

There were no unissued shares under option in the Company or its subsidiaries as at the end of the financial year.

7. Audit Committee

The Audit Committee ("AC") of the Company comprises three non-executive directors. The members of the AC at the date of this statement are:

Chew Choy Seng (Chairman)
Chew Mun Yew
Lim Yew Si

DIRECTORS' STATEMENT

7. Audit Committee (Continued)

The AC has convened four meetings during the financial year with key management. The AC has also met with internal and external auditors, without the presence of the Company's management, at least once a year.

The Audit Committee carried out its functions in accordance with Section 201B (5) of the Act, the SGX Listing Manual and the Code of Corporate Governance. In performing those functions, the Audit Committee:

- (i) reviewed the audit plan and results of the external audit, the independence and objectivity of the external auditors, including, where applicable, the review of the nature and extent of non-audit services provided by the external auditors to the Group;
- (ii) reviewed the audit plans of the internal auditors of the Group and their evaluation of the adequacy of the Group's system of internal accounting controls;
- (iii) reviewed the Group's annual financial statements and the external auditors' report on the annual financial statements of the Group and of the Company before their submission to the board of directors;
- (iv) reviewed the half-yearly and annual announcements as well as the related press releases on the results of the Group and financial position of the Group and of the Company;
- (v) reviewed and assessed the adequacy of the Group's risk management processes;
- (vi) reviewed and checked the Group's compliance with legal requirements and regulations, including the related compliance policies and programmes and reports received from regulators, if any;
- (vii) reviewed interested person transactions in accordance with SGX listing rules;
- (viii) reviewed the nomination of external auditors and gave approval of their compensation; and
- (ix) submitted of report of actions and minutes of the audit committee to the board of directors with any recommendations as the audit committee deems appropriate.

The AC has full access to and has the co-operation of the management and has been given the resources required for it to discharge its functions properly. It also has full discretion to invite any director and executive officer to attend its meetings. The external and internal auditors have unrestricted access to the AC.

The AC is satisfied with the independence and objectivity of the external auditors and has recommended to the Board of Directors that the auditors, Mazars LLP, be nominated for re-appointment as auditors at the forthcoming Annual General Meeting of the Company.

8. Auditors

The auditors, Mazars LLP, have expressed their willingness to accept re-appointment.

On behalf of the Board of Directors

Low Weng Fatt
Director

Singapore
30 June 2023

Siah Boon Hock
Director

INDEPENDENT AUDITORS' REPORT

To the members of Chasen Holdings Limited

Report on the Audit of Financial Statements

Opinion

We have audited the financial statements of Chasen Holdings Limited (the "Company") and its subsidiaries (the "Group") which comprise the statements of financial position of the Group and of the Company as at 31 March 2023, and the statements of profit or loss and other comprehensive income, changes in equity and cash flows of the Group, and the statement of changes in equity of the Company for the financial year then ended, and notes to the financial statements, including a summary of significant accounting policies and other explanatory information as set out on pages 58 to 142.

In our opinion, the accompanying consolidated financial statements of the Group, and the statement of financial position and the statement of changes in equity of the Company are properly drawn up in accordance with the provisions of the Companies Act 1967 (the "Act") and Singapore Financial Reporting Standards (International) ("SFRS(I)s") so as to give a true and fair view of the financial position of the Group and of the Company as at 31 March 2023 and of the financial performance, changes in equity and cash flows of the Group and changes in equity of the Company for the financial year ended on that date.

Basis for Opinion

We conducted our audit in accordance with Singapore Standards on Auditing ("SSAs"). Our responsibilities under those standards are further described in the *Auditors' Responsibilities for the Audit of the Financial Statements* section of our report. We are independent of the Group in accordance with the Accounting and Corporate Regulatory Authority ("ACRA") *Code of Professional Conduct and Ethics for Public Accountants and Accounting Entities* ("ACRA code") together with the ethical requirements that are relevant to our audit of the financial statements in Singapore, and we have fulfilled our other ethical responsibilities in accordance with these requirements and the ACRA code. We believe that the audit evidence we have obtained is sufficient and appropriate to provide a basis for our opinion.

Overview

Audit Approach

We designed a risk-based audit approach in identifying and assessing the risks of material misstatement at both the financial statement and assertion levels.

Materiality

As in all our audits, we exercised our professional judgement in determining our materiality, which was also affected by our perception of the financial information needs of the users of the financial statements, being the magnitude of misstatement in the financial statements that makes it probable for a reasonably knowledgeable person to change or be influenced in his economic decision.

Scope of audit

For the audit of the current financial year's financial statements, we identified 14 significant components which required either full scope audit or specific audit of their financial information, either because of their size or/and their risk characteristics.

Out of the 14 significant components, 7 were audited by component auditors under our instructions and the remaining 7 were audited by us. We determined the component materiality and our level of involvement in their audit necessary for us, in our professional judgement, to obtain sufficient appropriate audit evidence as a basis for our opinion on the Group's financial statements as a whole.

Area of focus

We focused our resources and effort on areas which were assessed to have higher risks of material misstatement, including areas which involve significant judgements and estimates to be made by directors.

INDEPENDENT AUDITORS' REPORT

To the members of Chasen Holdings Limited

Report on the Audit of Financial Statements (Continued)

Key Audit Matters

Key audit matters are those matters that, in our professional judgement, were of most significance in our audit of the financial statements of the current financial year. These matters include the salient areas of focus in our audit and do not represent all the risks identified by our audit. These matters were addressed in the context of our audit of the financial statements as a whole, and in forming our opinion thereon, and we do not provide a separate opinion on these matters.

Matter	Audit response
Impairment assessment of goodwill (refer to Note 3.2 and Note 15 to the financial statements)	
As at 31 March 2023, the Group has recognized goodwill on consolidation with carrying value amounting to S\$10,559,000 (2022: S\$10,559,000).	Our audit procedures included, and were not limited to, the following:
In accordance with SFRS(I) 1-36 <i>Impairment of Assets</i> , goodwill is required to be tested for impairment, at least annually.	<ul style="list-style-type: none">• We evaluated the process by which management prepared its cash flow forecasts and compared them against the latest Board approved financial budgets and management approved forecast;
Goodwill acquired in a business combination is allocated to the groups of cash-generating units ("CGU") that are expected to benefit from the synergies of that business combination. Management assessed the groups of CGU for impairment annually or more frequently when there is an indication that the unit may be impaired.	<ul style="list-style-type: none">• We discussed with management on their planned strategies, revenue stream growth strategies and cost initiatives, the progress of negotiations with target customers, and obtained the list of secured and tendered contracts;
The recoverable amounts of the groups of CGU are determined based on estimates of forecasted revenues, growth rates, gross margins and discount rates. These estimates are inherently subject to estimation uncertainties and hence Management's determination of the recoverable amounts is a key audit matter for our audit.	<ul style="list-style-type: none">• We evaluated the reasonableness of management's estimate of expected future cash flows and challenged management's key assumptions and estimates applied in the value-in-use models, with comparison to recent performance, trend analysis, market expectations, and historical accuracy of the plans and forecasts; and• We reviewed the sensitivity analysis to assess the impact on the recoverable amount of the CGU subsequent to reasonably possible changes to the key assumptions for adequacy of disclosure in the financial statements.

INDEPENDENT AUDITORS' REPORT

To the members of Chasen Holdings Limited

Report on the Audit of Financial Statements (Continued)

Key Audit Matters (Continued)

Matter	Audit response
Valuation of trade receivables (refer to Note 3.2, Note 22 and Note 40 to the financial statements)	
<p>As at 31 March 2023, the Group reported trade receivables with carrying amount of approximately S\$55,249,000 (2022: S\$48,602,000), net of allowance for expected credit losses ("ECL"), which represents 51.3% (2022: 51.8%) of the Group's current assets.</p> <p>Consequent to the adoption of SFRS(I) 9 <i>Financial Instruments</i> ("SFRS(I) 9"), Management used an allowance matrix to estimate ECL for trade receivables. The ECL rates were based on the Group's historical loss experience of the customers, for the last three years prior to the reporting date for various customer groups that were assessed through an age analysis and by geographical locations, adjusted for forward looking factors specific to the debtors and the economic environment which could affect the ability of the debtors to settle the trade receivables.</p> <p>As the determination of the ECL requires significant judgement of management and in consideration of the significance of trade receivables in the Group, we consider management's assessment and application of SFRS(I) 9 to the impairment of trade receivables as a key audit matter.</p>	<p>Our audit procedures included, and were not limited to, the following:</p> <ul style="list-style-type: none">• We obtained an understanding of the Group's process in assessing and determining the loss rates used in their allowance matrix;• We reviewed the appropriateness of the bases of the Group for determining the loss rates, with reference to also the historical payment trends of its customers in the past three financial years analyzed by past due dates and the customers' geographical locations, adjusted for the Group's outlook of the macro-economic environment and conditions in which its customers operate in, and considered the subsequent receipts, where applicable;• For long outstanding receivables, we performed background checks on the customers to assess whether the receivables could be credit impaired;• Compared management's assumptions for both collective and individual impairment allowances to externally available industry, financial and economic data and our own assessments in relation to key inputs, including background checks on the corresponding customers' financial standing and researched for any adverse news relating to these customers' operations or financial positions; and• We reviewed the appropriateness and sufficiency of the corresponding disclosures made in the financial statements.

INDEPENDENT AUDITORS' REPORT

To the members of Chasen Holdings Limited

Report on the Audit of Financial Statements (Continued)

Key Audit Matters (Continued)

Matter	Audit response
Fair value of land and buildings (refer to Note 3.2, Note 12 and Note 39 to the financial statements)	
<p>As at 31 March 2023, the Group's land and buildings amounted to S\$43,672,000 (2022: S\$43,903,000) which represents 42.8% (2022: 46.0%) of the Group's non-current assets.</p> <p>The Group's land and buildings are measured using revaluation model. The revaluation is performed at least once every year based on independent professional valuations.</p> <p>In preparing the valuation reports, some of the factors considered by the professional valuers include the current market conditions of the land and buildings, the recent market sales of the similar properties, the specification, and conditions of each property as well as the cost to a market participant buyer to acquire or construct a substitute asset of comparable properties, adjusted for obsolescence of the properties.</p> <p>Due to the high level of judgement involved in estimating the fair value and the significance of the carrying amount of these assets, we determined this as a key audit matter.</p>	<p>Our audit procedures included, and were not limited to, the following:</p> <ul style="list-style-type: none">• We assessed the competence, capabilities and objectivity of the valuers engaged by the Group;• We obtained an understanding of the different techniques used by the valuers in determining the valuations of the assets; and• We discussed the critical assumptions made by the professional valuers for the key inputs used in the valuation techniques and assessed the reasonableness of the key assumptions used by the valuers in the valuation.

INDEPENDENT AUDITORS' REPORT

To the members of Chasen Holdings Limited

Report on the Audit of Financial Statements (Continued)

Other Information

Management is responsible for the other information. The other information comprises the information included in the annual report, other than the financial statements and the independent auditors' report thereon.

We have obtained the following items prior to the date of this auditors' report:

- Corporate Governance Statement
- Directors' Statement

The following items (the Reports) are expected to be made available to us after that date:

- Corporate Profile
- Managing Director & CEO's Message
- Geographical Reach
- Financial Highlights
- Corporate Milestones
- Corporate Structure
- Board of Directors
- Executive Officers
- Operation Business Units
- Corporate Social Responsibility
- Statistics of Shareholdings

Our opinion on the financial statements does not cover the other information and we do not express any form of assurance conclusion thereon.

In connection with our audit of the financial statements, our responsibility is to read the other information identified above and, in doing so, consider whether the other information is materially inconsistent with the financial statements or our knowledge obtained in the audit, or otherwise appears to be materially misstated.

If, based on the work we have performed on the other information that we obtained prior to the date of this report, we conclude that there is a material misstatement of this other information, we are required to report that fact. We have nothing to report in this regard.

Responsibilities of Management and Directors for the Financial Statements

Management is responsible for the preparation of financial statements that give a true and fair view in accordance with the provisions of the Act and SFRS(I)s, and for devising and maintaining a system of internal accounting controls sufficient to provide reasonable assurance that assets are safeguarded against loss from unauthorized use or disposition; and transactions are properly authorized and that they are recorded as necessary to permit the preparation of true and fair financial statements and to maintain accountability of assets.

In preparing the financial statements, management is responsible for assessing the Group's ability to continue as a going concern, disclosing, as applicable, matters related to going concern and using the going concern basis of accounting unless management either intends to liquidate the Group or to cease operations, or has no realistic alternative but to do so.

The directors' responsibilities include overseeing the Group's financial reporting process.

INDEPENDENT AUDITORS' REPORT

To the members of Chasen Holdings Limited

Report on the Audit of Financial Statements (Continued)

Auditors' Responsibilities for the Audit of the Financial Statements

Our objectives are to obtain reasonable assurance about whether the financial statements as a whole are free from material misstatement, whether due to fraud or error, and to issue an auditors' report that includes our opinion. Reasonable assurance is a high level of assurance, but is not a guarantee that an audit conducted in accordance with SSAs will always detect a material misstatement when it exists. Misstatements can arise from fraud or error and are considered material if, individually or in the aggregate, they could reasonably be expected to influence the economic decisions of users taken on the basis of these financial statements.

As part of an audit in accordance with SSAs, we exercise professional judgement and maintain professional scepticism throughout the audit. We also:

- Identify and assess the risks of material misstatement of the financial statements, whether due to fraud or error, design and perform audit procedures responsive to those risks, and obtain audit evidence that is sufficient and appropriate to provide a basis for our opinion. The risk of not detecting a material misstatement resulting from fraud is higher than for one resulting from error, as fraud may involve collusion, forgery, intentional omissions, misrepresentations, or the override of internal control.
- Obtain an understanding of internal control relevant to the audit in order to design audit procedures that are appropriate in the circumstances, but not for the purpose of expressing an opinion on the effectiveness of the Group's internal control.
- Evaluate the appropriateness of accounting policies used and the reasonableness of accounting estimates and related disclosures made by management.
- Conclude on the appropriateness of management's use of the going concern basis of accounting and, based on the audit evidence obtained, whether a material uncertainty exists related to events or conditions that may cast significant doubt on the Group's ability to continue as a going concern. If we conclude that a material uncertainty exists, we are required to draw attention in our auditors' report to the related disclosures in the financial statements or, if such disclosures are inadequate, to modify our opinion. Our conclusions are based on the audit evidence obtained up to the date of our auditors' report. However, future events or conditions may cause the Group to cease to continue as a going concern.
- Evaluate the overall presentation, structure and content of the financial statements, including the disclosures, and whether the financial statements represent the underlying transactions and events in a manner that achieves fair presentation.
- Obtain sufficient appropriate audit evidence regarding the financial information of the entities or business activities within the Group to express an opinion on the consolidated financial statements. We are responsible for the direction, supervision and performance of the group audit. We remain solely responsible for our audit opinion.

We communicate with the directors regarding, among other matters, the planned scope and timing of the audit and significant audit findings, including any significant deficiencies in internal control that we identify during our audit.

We also provide the directors with a statement that we have complied with relevant ethical requirements regarding independence, and to communicate with them all relationships and other matters that may reasonably be thought to bear on our independence, and where applicable, related safeguards.

From the matters communicated with the directors, we determine those matters that were of most significance in the audit of the financial statements of the current financial year and are therefore the key audit matters. We describe these matters in our auditors' report unless law or regulation precludes public disclosure about the matter or when, in extremely rare circumstances, we determine that a matter should not be communicated in our report because the adverse consequences of doing so would reasonably be expected to outweigh the public interest benefits of such communication.

INDEPENDENT AUDITORS' REPORT

To the members of Chasen Holdings Limited

Report on Other Legal and Regulatory Requirements

In our opinion, the accounting and other records required by the Act to be kept by the Company and by those subsidiary corporations incorporated in Singapore of which we are the auditors have been properly kept in accordance with the provisions of the Act.

The engagement partner on the audit resulting in this independent auditors' report is Chan Hock Leong.

MAZARS LLP

Public Accountants and
Chartered Accountants

Singapore
30 June 2023

CONSOLIDATED STATEMENT OF PROFIT OR LOSS AND OTHER COMPREHENSIVE INCOME

For the financial year ended 31 March 2023

	Note	2023 S\$'000	2022 S\$'000
Revenue	4	164,035	165,194
Cost of sales		(134,798)	(136,102)
Gross profit		29,237	29,092
Other operating income	5	6,115	4,830
Distribution and selling expenses		(6,355)	(6,435)
Administrative expenses		(16,349)	(15,373)
Other operating expenses		(4,472)	(2,950)
Finance expenses	6	(4,144)	(2,681)
Profit before income tax	7	4,032	6,483
Income tax expense	9	(1,980)	(2,231)
PROFIT FOR THE FINANCIAL YEAR		2,052	4,252
Other comprehensive income/(loss):			
<i>Items that will not be reclassified subsequently to profit or loss</i>			
Net loss on fair value changes of other investments	19	(72)	(4,632)
Gain on revaluation of leasehold land and buildings and land use rights		1,485	4,830
Other comprehensive income for the financial year that will not be reclassified to profit or loss, net of tax		1,413	198
<i>Items that may be reclassified subsequently to profit or loss</i>			
Exchange differences on translating foreign operations		(2,353)	480
Other comprehensive (loss)/income for the financial year that may be reclassified to profit or loss, net of tax		(2,353)	480
Total other comprehensive (loss)/income for the financial year, net of tax		(940)	678
TOTAL COMPREHENSIVE INCOME FOR THE FINANCIAL YEAR		1,112	4,930
Profit for the financial year attributable to:			
Owners of the Company		1,516	3,106
Non-controlling interests		536	1,146
Profit for the financial year		2,052	4,252
Total comprehensive income for the financial year attributable to:			
Owners of the Company		971	3,574
Non-controlling interests		141	1,356
Total comprehensive income for the financial year		1,112	4,930
Earnings per share attributable to owners of the Company (cents per share)			
Basic	10	0.39	0.80
Diluted	10	0.39	0.80

The accompanying notes form an integral part of and should be read in conjunction with these financial statements.

STATEMENTS OF FINANCIAL POSITION

As at 31 March 2023

		Group		Company	
	Note	2023 S\$'000	2022 S\$'000	2023 S\$'000	2022 S\$'000
ASSETS					
Non-current assets					
Investment properties	11	960	930	6,200	6,000
Property, plant and equipment	12	87,574	81,047	534	564
Investments in subsidiaries	13	-	-	37,150	37,150
Investment in associate	14	-	-	-	-
Goodwill on consolidation	15	10,559	10,559	-	-
Intangible assets	16	-	-	-	-
Land use rights	17	1,168	1,292	-	-
Club membership	18	-	1	-	-
Other investments	19	293	-	-	-
Trade receivables	22	201	271	-	-
Other receivables, deposits and prepayments	23	-	-	-	-
Deferred tax assets	31	1,234	1,251	-	-
Total non-current assets		101,989	95,351	43,884	43,714
Current assets					
Inventories	20	8,019	8,157	-	-
Contract assets	21	993	1,008	-	-
Trade receivables	22	55,249	48,602	-	-
Other receivables, deposits and prepayments	23	21,960	16,858	68	81
Amounts due from subsidiaries	24	-	-	52,706	45,725
Cash and cash equivalents	25	21,398	19,132	511	326
Total current assets		107,619	93,757	53,285	46,132
Total assets		209,608	189,108	97,169	89,846
EQUITY AND LIABILITIES					
Equity					
Share capital	26	53,086	53,086	82,614	82,614
Treasury shares	27	(145)	(145)	(145)	(145)
Other reserves	28	(1,175)	(630)	(5,120)	(5,120)
Retained profits		13,697	12,181	1,544	1,535
Equity attributable to owners of the Company		65,463	64,492	78,893	78,884
Non-controlling interests		7,111	7,066	-	-
Total equity		72,574	71,558	78,893	78,884
Non-current liabilities					
Bank loans	29	24,928	23,132	7,294	3,548
Lease liabilities	30	18,631	12,043	545	568
Deferred tax liabilities	31	3,907	3,732	-	-
Total non-current liabilities		47,466	38,907	7,839	4,116
Current liabilities					
Bank loans	29	43,369	41,686	9,916	6,391
Lease liabilities	30	11,282	7,485	23	22
Trade payables	32	18,506	18,747	-	-
Other payables and accruals	33	15,255	9,635	498	433
Income tax payable		1,156	1,090	-	-
Total current liabilities		89,568	78,643	10,437	6,846
Total liabilities		137,034	117,550	18,276	10,962
Total equity and liabilities		209,608	189,108	97,169	89,846

The accompanying notes form an integral part of and should be read in conjunction with these financial statements.

STATEMENTS OF CHANGES IN EQUITY

For the financial year ended 31 March 2023

		Attributable to owners of the Company									
		Equity attributable to owners of the Company, total					Non-controlling interests				
2023	Equity, total	Share capital	Treasury shares	Retained profits	Other reserves, total	Capital reserve	Assets revaluation reserve	Foreign currency translation reserve	Fair value adjustment reserve	Non-controlling interests	
Group	S\$'000	S\$'000	S\$'000	S\$'000	S\$'000	S\$'000	S\$'000	S\$'000	S\$'000	S\$'000	
19	Balance at 1 April 2022	71,558	53,086	(145)	12,181	(630)	(755)	10,753	(776)	(9,852)	7,066
	Profit for the financial year	2,052	-	-	1,516	-	-	-	-	-	536
	Other comprehensive income/(loss)										
	Net loss on fair value changes of other investments	(72)	-	-	-	(72)	-	-	-	(72)	-
	Gain on revaluation of leasehold land and buildings and land use rights	1,485	-	-	-	1,485	-	1,485	-	-	-
	Exchange differences on translating foreign operations	(2,353)	-	-	-	(1,958)	-	-	(1,958)	-	(395)
	Other comprehensive income/(loss) for the financial year, net of tax	(940)	-	-	-	(545)	-	1,485	(1,958)	(72)	(395)
	Total comprehensive income/(loss) for the financial year	1,112	-	-	1,516	(545)	-	1,485	(1,958)	(72)	141
	Contributions by and distribution to owners										
	Dividend paid to non-controlling interest	(96)	-	-	-	-	-	-	-	-	(96)
Total contributions by and distributions to owners		(96)									(96)
Balance at 31 March 2023		72,574	65,463	53,086	(145)	13,697	(1,175)	12,238	(2,734)	(9,924)	7,111

The accompanying notes form an integral part of and should be read in conjunction with these financial statements.

STATEMENTS OF CHANGES IN EQUITY

For the financial year ended 31 March 2023

2022	Equity, total S\$'000	Attributable to owners of the Company																			
		Equity attributable to owners of the Company, total		Share capital		Treasury shares		Retained profits		Other reserves, total		Capital reserve		Assets revaluation reserve		Foreign currency translation reserve		Fair value adjustment reserve		Non- controlling interests	
		S\$'000	S\$'000	S\$'000	S\$'000	S\$'000	S\$'000	S\$'000	S\$'000	S\$'000	S\$'000	S\$'000	S\$'000	S\$'000	S\$'000	S\$'000	S\$'000	S\$'000	S\$'000	S\$'000	S\$'000
Group		66,668	61,182	53,086	(145)	9,075	(834)	(491)	6,101	(1,224)	(5,220)	5,486									
Profit for the financial year		4,252	3,106	-	-	3,106	-	-	-	-	-	1,146									
Other comprehensive income/(loss)																					
Net loss on fair value changes of other investments	19	(4,632)	(4,632)	-	-	-	(4,632)	-	-	-	(4,632)	-									
Gain on revaluation of leasehold land and buildings and land use rights		4,830	4,652	-	-	-	4,652	-	4,652	-	-	178									
Exchange differences on translating foreign operations		480	448	-	-	-	448	-	-	448	-	32									
Other comprehensive income/(loss) for the financial year, net of tax		678	468	-	-	-	468	-	4,652	448	(4,632)	210									
Total comprehensive income/(loss) for the financial year		4,930	3,574	-	-	3,106	468	-	4,652	448	(4,632)	1,356									

The accompanying notes form an integral part of and should be read in conjunction with these financial statements.

STATEMENTS OF CHANGES IN EQUITY

For the financial year ended 31 March 2023

		Attributable to owners of the Company									
		Equity attributable to owners of the Company, total S\$'000	Share capital S\$'000	Treasury shares S\$'000	Retained profits S\$'000	Other reserves, total S\$'000	Capital reserve S\$'000	Assets revaluation reserve S\$'000	Foreign currency translation reserve S\$'000	Fair value adjustment reserve S\$'000	Non-controlling interests S\$'000
2022	Equity, total S\$'000										
Group											
<u>Contributions by and distribution to owners</u>											
	(80)	-	-	-	-	-	-	-	-	-	(80)
	(80)	-	-	-	-	-	-	-	-	-	(80)
Total contributions by and distributions to owners											
<u>Changes in ownership interests in subsidiary</u>											
13(a)	-	(240)	-	-	-	(240)	(240)	-	-	-	240
	40	(24)	-	-	-	(24)	(24)	-	-	-	64
	40	(264)	-	-	-	(264)	(264)	-	-	-	304
Total change in ownership interest in subsidiaries											
<u>Total transactions with owners in their capacity as owners</u>											
	(40)	(264)	-	-	-	(264)	(264)	-	-	-	224
	71,558	64,492	53,086	(145)	12,181	(630)	(755)	10,753	(776)	(9,852)	7,066
Balance at 31 March 2022											

The accompanying notes form an integral part of and should be read in conjunction with these financial statements.

STATEMENTS OF CHANGES IN EQUITY

For the financial year ended 31 March 2023

Company	Equity, total S\$'000	Share capital S\$'000	Treasury shares S\$'000	Retained profits S\$'000	Other reserves, total S\$'000	Capital reserve S\$'000	Fair value adjustment reserve S\$'000
Balance at 1 April 2021	79,577	82,614	(145)	2,228	(5,120)	100	(5,220)
Loss for the financial year	(693)	-	-	(693)	-	-	-
Balance at 31 March 2022	78,884	82,614	(145)	1,535	(5,120)	100	(5,220)
Profit for the financial year	9	-	-	9	-	-	-
Balance at 31 March 2023	78,893	82,614	(145)	1,544	(5,120)	100	(5,220)

The accompanying notes form an integral part of and should be read in conjunction with these financial statements.

CONSOLIDATED STATEMENT OF CASH FLOWS

For the financial year ended 31 March 2023

	Note	2023 S\$'000	2022 S\$'000
Operating activities			
Profit before income tax		4,032	6,483
Adjustments for:			
Amortization of club membership	18	1	1
Amortization of land use rights	17	26	28
Bad debts written off (trade)	7	22	141
Bad debts written off (non-trade)	7	1	-
Depreciation of property, plant and equipment	12	14,949	12,801
Fair value gain on investment property	11	(30)	(80)
Loss allowance on financial assets	40	1,727	1,838
Reversal of loss allowance on financial assets	40	(155)	(573)
Interest income	5	(87)	(64)
Interest expense	6	4,144	2,681
Gain on disposal of property, plant and equipment, net	5	(518)	(37)
Operating cash flows before movements in working capital		24,112	23,219
Changes in working capital:			
Inventories		138	(1,914)
Contract assets		15	1
Trade and other receivables		(13,274)	(7,877)
Trade and other payables		5,379	(1,492)
Cash generated from operations		16,370	11,937
Income taxes paid		(1,980)	(1,654)
Net cash generated from operating activities		14,390	10,283
Investing activities			
Additional capital investment by non-controlling interest		-	40
Interest received		87	64
Investment in insurance contract		(364)	-
Proceeds from disposal of property, plant and equipment		1,467	147
Purchase of property, plant and equipment	12	(5,231)	(3,604)
Effect of foreign currency re-alignment on investing activities		(930)	330
Net cash used in investing activities		(4,971)	(3,023)

The accompanying notes form an integral part of and should be read in conjunction with these financial statements.

CONSOLIDATED STATEMENT OF CASH FLOWS

For the financial year ended 31 March 2023

	Note	2023 S\$'000	2022 S\$'000
Financing activities			
Dividend paid to non-controlling interest		(96)	(80)
Interest paid		(4,144)	(2,681)
Proceeds from bank loans		88,661	64,905
Repayment of bank loans		(83,385)	(58,130)
Repayment of lease liabilities		(7,730)	(8,243)
Placement/(Pledge) of fixed deposits with banks		110	(896)
Net cash used in financing activities		(6,584)	(5,125)
Net increase in cash and cash equivalents		2,835	2,135
Effect of exchange rate changes on cash and cash equivalents		(459)	31
Cash and cash equivalents at beginning of financial year		16,042	13,876
Cash and cash equivalents at end of financial year	25	18,418	16,042

Reconciliation of liabilities arising from financing activities

	At beginning of financial year S\$'000	Financing cashflows ¹ S\$'000	Non-cash movements				At end of financial year S\$'000
			Purchase of property, plant and equipment S\$'000	Interest expense S\$'000	Termination of lease S\$'000	Others S\$'000	
2023							
Bank loans	64,818	2,384	-	2,892	-	(1,797)	68,297
Lease liabilities	19,528	(8,942)	18,633	1,212	-	(518)	29,913
2022							
Bank loans	57,816	4,953	-	1,822	-	227	64,818
Lease liabilities	14,604	(9,060)	13,206	817	(48)	9	19,528

¹ Net of proceeds from interest bearing borrowings, repayment of interest-bearing borrowings, interest paid and repayment of lease liabilities.

The accompanying notes form an integral part of and should be read in conjunction with these financial statements.

NOTES TO THE FINANCIAL STATEMENTS

For the financial year ended 31 March 2023

These notes form an integral part of and should be read in conjunction with the accompanying financial statements.

1. General

Chasen Holdings Limited (the "Company") (Registration Number: 199906814G) is a limited liability company incorporated and domiciled in Singapore and is listed on the Singapore Exchange Securities Trading Limited (the "SGX-ST").

The registered office and principal place of business of the Company is located at 18 Jalan Besut, Singapore 619571.

The principal activity of the Company is that of investment holding. The principal activities of the respective subsidiaries and associate are disclosed in Notes 13 and 14 respectively to the financial statements.

The consolidated financial statements of Chasen Holding Limited and its subsidiaries (collectively, the "Group") for the financial year ended 31 March 2023, and the statement of financial position and the statement of changes in equity of the Company for the financial year ended 31 March 2023 were authorized for issue by the Board of Directors on 30 June 2023.

2. Summary of significant accounting policies

2.1 Basis of preparation

The financial statements of the Group, and the statement of financial position and statement of changes in equity of the Company have been drawn up in accordance with the provisions of the Singapore Companies Act 1967 and Singapore Financial Reporting Standards (International) ("SFRS(I)s") including related Interpretations of SFRS(I) ("SFRS(I)s INT") and are prepared on the historical cost basis, except as disclosed in the accounting policies below.

The individual financial statements of each Group entity is measured and presented in the currency of the primary economic environment in which the entity operates (its functional currency). The financial statements of the Group and the statement of financial position and the statement of changes in equity of the Company are presented in Singapore dollar ("S\$") which is also the functional currency of the Company, and all values presented are rounded to the nearest thousand ("S\$'000"), unless otherwise indicated.

In the current year, the Group has adopted all the new and revised SFRS(I)s and SFRS(I)s INT that are relevant to its operations and effective for annual periods beginning on or after 1 April 2022. The adoption of these new or revised SFRS(I)s and SFRS(I)s INT did not result in changes to the Group's and Company's accounting policies, and has no material effect on the current or prior year's financial statement and is not expected to have a material effect on future periods.

NOTES TO THE FINANCIAL STATEMENTS

For the financial year ended 31 March 2023

2. Summary of significant accounting policies (Continued)

2.1 Basis of preparation (Continued)

SFRS(I)s and SFRS(I)s INT issued but not yet effective

At the date of authorisation of these financial statements, the following SFRS(I)s and SFRS(I)s INT that are relevant to the Group were issued but not yet effective:

SFRS(I)	Title	Effective date (annual periods beginning on or after)
SFRS(I) 1-8	Amendments to SFRS(I) 1-8: <i>Definition of Accounting Estimates</i>	1 January 2023
SFRS(I) 1-12, SFRS(I) 1	Amendments to SFRS(I) 1-12: <i>Deferred Tax Related to Assets and Liabilities Arising from a Single Transaction</i>	1 January 2023
SFRS(I) 1-1	Amendments to SFRS(I) 1-1: <i>Classification of Liabilities as Current or Non-current</i>	1 January 2024
SFRS(I) 1-7, SFRS(I) 7	Amendments to SFRS(I) 1-7, SFRS(I) 7: <i>Supplier Finance Arrangements</i>	1 January 2024
SFRS(I) 16	Amendments to SFRS(I) 16: <i>Lease Liability in a Sale and Leaseback</i>	1 January 2024
Various	Amendments to SFRS(I) 1-1 and SFRS(I) Practice Statement 2: <i>Disclosure of Accounting Policies</i>	1 January 2023
Various	Amendments to SFRS(I) 1-1: <i>Non-current Liabilities with Covenants</i>	1 January 2024
SFRS(I) 10, SFRS(I) 1-28	Amendments to SFRS(I) 10 and SFRS(I) 1-28: <i>Sale or Contribution of Assets between an Investor and its Associate or Joint Venture</i>	To be determined

Consequential amendments were also made to various standards as a result of these new/revised standards.

The Group and the Company do not intend to early adopt any of the above new/revised standards, interpretations and amendments to the existing standards. Management anticipates that the adoption of the aforementioned new/revised standards will not have a material impact on the financial statements of the Group and Company in the period of their initial adoption.

2.2 Basis of consolidation

The financial statements of the Group comprise the financial statements of the Company and its subsidiaries. Subsidiaries are entities (including structured entities) (i) over which the Group has power and the Group is (ii) able to use such power to (iii) affect its exposure, or rights, to variable returns from then through its involvement with them.

The Group reassesses whether it controls the subsidiaries if facts and circumstances indicate that there are changes to one or more of the three elements of control.

When the Group has less than a majority of the voting rights of an investee, it still has power over the investee when the voting rights are sufficient, after considering all relevant facts and circumstances, to give it the practical ability to direct the relevant activities of the investee unilaterally. The Group considers, among others, the extent of its voting rights relative to the size and dispersion of holdings of the other vote holders, currently exercisable substantive potential voting rights held by all parties, rights arising from contractual arrangements and voting patterns at previous shareholders' meetings.

NOTES TO THE FINANCIAL STATEMENTS

For the financial year ended 31 March 2023

2. Summary of significant accounting policies (Continued)

2.2 Basis of consolidation (Continued)

Subsidiaries are consolidated from the date on which control is transferred to the Group up to the effective date on which control ceases, as appropriate.

Intragroup assets and liabilities, equity, income, expenses and cashflows relating to intragroup transactions are eliminated on consolidation.

The financial statements of the subsidiaries used in the preparation of the financial statements are prepared for the same reporting date as that of the Company. Where necessary, accounting policies of subsidiaries have been changed to ensure consistency with the policies adopted by the Group.

Non-controlling interests are identified separately from the Group's equity therein. On an acquisition-by-acquisition basis, non-controlling interests may be initially measured either at fair value or at their proportionate share of the fair value of the acquiree's identifiable net assets. Subsequent to acquisition, the carrying amount of non-controlling interests is the amount of those interests at initial recognition plus the non-controlling interests' share of subsequent changes in equity. Losses in the subsidiary are attributed to non-controlling interests even if this results in the non-controlling interests having a deficit balance.

Changes in the Group's interest in a subsidiary that do not result in a loss of control are accounted for as equity transactions. Any differences between the amount by which the non-controlling interests are adjusted to reflect the changes in the relative interests in the subsidiary and the fair value of the consideration paid or received is recognized directly in capital reserve and attributed to the owners of the Company.

When the Group loses control over a subsidiary, the profit or loss on disposal is calculated as the difference between (i) the aggregate of the fair value of the consideration received and the fair value of any retained interest and (ii) the previous carrying amount of the assets (including goodwill), and liabilities of the subsidiary and any non-controlling interests. Amounts previously recognized in other comprehensive income in relation to the subsidiary are accounted for (i.e. reclassified to profit or loss or transferred directly to accumulated profits) in the same manner as would be required if the relevant assets or liabilities were disposed of. The fair value of any investments retained in the former subsidiary at the date when control is lost is regarded as the fair value on initial recognition for subsequent accounting under SFRS(I) 9 *Financial Instruments* ("SFRS(I) 9") or, when applicable, the cost on initial recognition of an investment in an associate or jointly controlled entity.

Investments in subsidiaries are carried at cost less any impairment loss that has been recognized in profit or loss in the Company's separate financial statements.

2.3 Business combinations

Business combinations from 1 January 2017

The acquisition of subsidiaries is accounted for using the acquisition method. The cost of the acquisition is measured at the aggregate of the fair values, at the date of exchange, of assets given, liabilities incurred or assumed, and equity instruments issued by the Group in exchange for control of the acquiree. For each business combination, the Group determines whether to measure the non-controlling interests in the acquiree at fair value or at proportionate share in the recognized amounts of the acquiree's identifiable net assets. Acquisition-related costs are recognized in profit or loss as incurred and included in administrative expenses.

The acquiree's identifiable assets, liabilities and contingent liabilities that meet the conditions for recognition under SFRS(I) 3 *Business Combinations* ("SFRS(I) 3") are recognized at their fair values at the acquisition date, except for non-current assets (or disposal groups) that are classified as held-for-sale in accordance with SFRS(I) 5 *Non-Current Assets Held for Sale and Discontinued Operations* ("SFRS(I) 5"), which are recognized and measured at the lower of cost and fair value less costs to sell.

NOTES TO THE FINANCIAL STATEMENTS

For the financial year ended 31 March 2023

2. Summary of significant accounting policies (Continued)

2.3 Business combinations (Continued)

Business combinations from 1 January 2017 (Continued)

The Group recognizes any contingent consideration to be transferred for the acquiree at the fair value on the acquisition date. Contingent consideration classified as equity is not remeasured and its subsequent settlement shall be accounted for within equity. Contingent consideration classified as an asset or liability that is a financial instrument and within the scope of SFRS(I) 9, is measured at fair value with the changes in fair value recognized in the statement of profit or loss in accordance with SFRS(I) 9. Other contingent consideration that is not within the scope of SFRS(I) 9 is measured at fair value at each reporting date with changes in fair value recognized in profit or loss.

Where a business combination is achieved in stages, the Group's previously held interests in the acquired entity are remeasured to fair value at the acquisition date (i.e. the date the Group attains control) and the resulting gain or loss, if any, is recognized in profit or loss. Amounts arising from interests in the acquiree prior to the acquisition date that have previously been recognized in other comprehensive income are reclassified to profit or loss, where such treatment would be appropriate if that interest were disposed of.

The acquiree's identifiable assets, liabilities and contingent liabilities that meet the conditions for recognition under SFRS(I) 3 are recognized at their fair value at the acquisition date, except:

- deferred tax assets or liabilities and liabilities or assets related to employee benefit arrangements are recognized and measured in accordance with SFRS(I) 1-12 *Income Taxes* and SFRS(I) 1-19 *Employee Benefits* respectively;
- liabilities or equity instruments related to the replacement by the Group of an acquiree's share-based payment awards are measured in accordance with SFRS(I) 2 *Share-based Payment*; and
- assets (or disposal groups) that are classified as held for sale in accordance with SFRS(I) 5 are measured in accordance with that Standard.

If the initial accounting for a business combination is incomplete by the end of the reporting period in which the combination occurs, the Group reports provisional amounts for the items for which the accounting is incomplete. Those provisional amounts are adjusted during the measurement period (see below), or additional assets or liabilities are recognized, to reflect new information obtained about facts and circumstances that existed as of the acquisition date that, if known, would have affected the amounts recognized as of that date.

The measurement period is the period from the date of acquisition to the date the Group obtains complete information about facts and circumstances that existed as of the acquisition date, and is subject to a maximum of one year.

Goodwill arising on acquisition is recognized as an asset at the acquisition date and is initially measured at cost, being the excess of the sum of the consideration transferred, the amount of any non-controlling interest in the acquiree and the fair value of the acquirer previously held equity interest (if any) in the entity over net acquisition-date fair value amounts of the identifiable assets acquired and the liabilities assumed.

If, after reassessment, the Group's interest in the net fair value of the acquiree's identifiable net assets exceeds the sum of the consideration transferred, the amount of any non-controlling interest in the acquiree and the fair value of the acquirer's previously held equity interest in the acquiree (if any), the excess is recognized immediately in profit or loss as a bargain purchase gain.

For the purpose of impairment testing, goodwill is allocated to each of the Group's cash-generating units expected to benefit from the synergies of the combination. Cash-generating units to which goodwill has been allocated are tested for impairment annually, or more frequently when there is an indication that the unit may be impaired. If the recoverable amount of the cash-generating unit is less than the carrying amount of the unit (including the goodwill), the impairment loss is allocated first to reduce the carrying amount of any goodwill allocated to the unit and then to the other assets of the unit pro-rata on the basis of the carrying amount of each asset in the unit. An impairment loss recognized for goodwill is not reversed in a subsequent period.

NOTES TO THE FINANCIAL STATEMENTS

For the financial year ended 31 March 2023

2. Summary of significant accounting policies (Continued)

2.3 Business combinations (Continued)

Business combinations from 1 January 2017 (Continued)

The attributable amount of goodwill is included in the determination of gain or loss on disposal of the subsidiary or jointly controlled entity.

Business combinations before 1 January 2017

As part of transition to SFRS(I)s, the Group elected not to restate those business combinations that occurred before the date of transition to SFRS(I)s, i.e. 1 January 2017. Goodwill arising from acquisitions before 1 January 2017 has been carried forward from the previous FRS framework as at the date of transition.

In comparison to the above-mentioned requirements under SFRS(I)s, the following differences applied:

Business combinations were accounted for by applying the purchase method. Transaction costs directly attributable to the acquisition formed part of the acquisition costs. The non-controlling interest (formerly known as minority interest) was measured at the proportionate share of the acquiree's identifiable net assets.

Business combinations achieved in stages were accounted for as step acquisitions. Adjustments to those fair values relating to previously held interests were treated as a revaluation and recognized in equity.

When the Group acquired a business, embedded derivatives separated from the host contract by the acquiree were not reassessed on acquisition unless the business combination resulted in a change in the terms of the contract that significantly modified the cash flows that would otherwise be required under the contract.

Contingent consideration was recognized if, and only if, the Group had a present obligation, the economic outflow was probable and a reliable estimate was determinable. Subsequent measurements to the contingent consideration affected goodwill.

2.4 Revenue recognition

The Group is principally in the business of specialist relocation solutions, third party logistics and technical and engineering. Revenue from contracts with its customers is recognized when or as the Group satisfies a performance obligation by transferring a promised good or service generated in the ordinary course of the Group's activities to its customer, at a transaction price that reflects the consideration the Group expects to be entitled in exchange for the good or service and that is allocated to that performance obligation. The good or service is transferred when or as the customer obtains control of the good or service. Revenue is shown net of estimated customer returns, rebates and other similar allowances.

Specialist relocation services

Revenue from a contract to provide specialist relocation services is recognized over time, using the output method to measure progress towards complete satisfaction of the service, as the Group has a right to consideration from customers in an amount that corresponds directly with the performance completed to date.

Third-party logistics services

The Group's third-party logistics segment generates revenue from providing supply chain services for its customers including packing, packaging, trucking, distribution, freight forwarding, warehousing and related services. Revenue from third-party logistics services are satisfied over time as customers simultaneously receive and consume the benefits of the Group's services. In general, revenue is recognized using the output method which commensurate with the pattern of transfer of provision of services to the customers. A corresponding receivable is recognized for the consideration that is unconditional when only the passage of time is required before the payment is due.

NOTES TO THE FINANCIAL STATEMENTS

For the financial year ended 31 March 2023

2. Summary of significant accounting policies (Continued)

2.4 Revenue recognition (Continued)

Sale of goods

Revenue from the sale of goods is recognized at a point in time when the control of the goods is transferred to the end customers (i.e. when the goods are delivered in accordance with the applicable incoterms or/and terms and conditions and significant risks and rewards of ownership of the goods have been transferred to the customer). A corresponding receivable is recognized for the consideration that is unconditional when only the passage of time is required before the payment is due. Revenue is not recognized to the extent where there are significant uncertainties regarding recovery of the consideration due, associated costs or the possible return of goods.

Supply and installation of scaffold

Revenue from the supply and installation of scaffold is recognized at a point in time when the supply and installation of scaffold, identified as one performance obligation, have been rendered to the customers. A corresponding receivable is recognized for consideration that is unconditional when only the passage of time is required before payment is due.

Engineering services

Revenue from the engineering service is recognized over time, using the input method to measure progress towards complete satisfaction of the service, as the customer simultaneously receives and consumes the benefits provided by the Group. In the application of the input method, the Group has used cost-to-cost method (i.e. based on the proportion of contract costs incurred for work performed to date relative to the estimated contract costs). Contract costs are mainly driven by labour costs. Accordingly, in view of the nature of the engineering service, management considers that this input method is most appropriate in measuring the progress towards complete satisfaction of these performance obligations under SFRS(I) 15 *Revenue from Contract with Customers* ("SFRS(I) 15").

Construction contract revenue

Revenue from construction contracts are recognized over time, using the input method to measure progress towards complete satisfaction of the service, as the customer simultaneously receives and consumes the benefits provided by the Group. In the application of the input method, the Group has used cost-to-cost method (i.e. based on the proportion of contract costs incurred for work performed to date relative to the estimated contract costs). Contract costs are mainly driven by material and labour costs. Costs incurred that are not related to the contract or that do not contribute towards satisfying a performance obligation are excluded from the measure of progress. Accordingly, in view of the nature of the construction contract, management considers that this input method is most appropriate in measuring the progress towards complete satisfaction of these performance obligations under SFRS(I) 15.

Capitalized cost

For costs incurred in fulfilling the contract which are within the scope of another SFRS(I)s (e.g. Inventories), these have been accounted for in accordance with those other SFRS(I)s. If these are not within the scope of another SFRS(I)s, the Group will capitalize these as contract costs assets only if (a) these cost relate directly to a contract or an anticipated contract which the Group can specifically identify; (b) these cost generate or enhance resources of the Group that will be used in satisfying (or in continuing to satisfy) performance obligations in the future; and (c) these costs are expected to be recovered. Otherwise, such costs are recognized in profit or loss in the period in which they are incurred.

Capitalized contract costs are subsequently amortized on a systematic basis as the Group recognizes the related revenue over time. An impairment loss is recognized in the profit or loss to the extent that the carrying amount of capitalized contract costs exceeds the expected remaining consideration less any directly related costs not yet recognized as expenses.

NOTES TO THE FINANCIAL STATEMENTS

For the financial year ended 31 March 2023

2. Summary of significant accounting policies (Continued)

2.4 Revenue recognition (Continued)

Rental income

Rental income from investment property and leasing of working tools are recognized on a straight-line basis over the term of the relevant lease (see Note 2.23). The aggregate cost of incentives provided to lessees is recognized as a reduction of rental income over the lease term on a straight-line basis.

2.5 Borrowing costs

Borrowing costs directly attributable to the acquisition, construction or production of qualifying assets, which are assets that necessarily take a substantial period of time to get ready for their intended use or sale, are added to the cost of those assets, until such time as the assets are substantially ready for their intended use or sale. Borrowing costs on general borrowings are capitalized by applying a capitalization rate to construction or development expenditures that are financed by general borrowings. Investment income earned on the temporary investment of specific borrowings pending their expenditure on qualifying assets is deducted from the borrowing costs eligible for capitalization.

All other borrowing costs are recognized in profit or loss in the period in which they are incurred.

2.6 Retirement benefit costs

Payments to defined contribution retirement benefit plans are charged as an expense as they fall due. Payments made to state-managed retirement benefit schemes, such as the Singapore Central Provident Fund, are dealt with as payments to defined contribution plans where the Group's obligations under the plans are equivalent to those arising in a defined contribution retirement benefit plan.

The Group participates in the national pension schemes as defined by the laws of the People's Republic of China ("PRC"). Subsidiaries incorporated in PRC are required to provide staff pension benefits to their employees under existing PRC legislation. These subsidiaries are required to contribute a certain percentage of their payroll costs to the pension scheme to fund the benefits. The pension funds are managed by government agencies, which are responsible for paying pensions to the retired employees. Contributions under the pension scheme are charged to the profit or loss as they become payable in accordance with the rules of the pension scheme.

2.7 Employee leave entitlements

Employee entitlements to annual leave are recognized when they accrue to employees. A provision is made for the estimated liability for annual leave as a result of services rendered by employees up to the end of the financial year.

2.8 Share-based payments

Employee performance share plan allows Group employees to acquire shares of the Company. The fair value of shares is recognized as an employee expense with a corresponding increase in equity. The fair value is measured based on the market value at grant date and spread over the vesting period during which the employees become unconditionally entitled to the shares. At each reporting date, the Group revises its estimates of the number of shares under options that are expected to become exercisable on the vesting date and recognizes the impact of the revision of the estimates in profit or loss, with a corresponding adjustment to the share option reserve over the remaining vesting period.

NOTES TO THE FINANCIAL STATEMENTS

For the financial year ended 31 March 2023

2. Summary of significant accounting policies (Continued)

2.9 Income tax

Income tax expense represents the sum of the tax currently payable and deferred tax.

The tax currently payable is based on taxable profit for the year. Taxable profit differs from profit as reported profit or loss because it excludes items of income or expense that are taxable or deductible in other years and it further excludes items that are not taxable or tax deductible. The Group's liability for current tax is calculated using tax rates (and tax laws) that have been enacted or substantively enacted in countries where the Company and subsidiaries operate by the end of the financial year.

Deferred tax is recognized on the differences between the carrying amounts of assets and liabilities in the financial statements and the corresponding tax bases used in the computation of taxable profit, and are accounted for using the liability method. Deferred tax liabilities are generally recognized for all taxable temporary differences and deferred tax assets are recognized to the extent that it is probable that taxable profits will be available against which deductible temporary differences can be utilized. Such assets and liabilities are not recognized if the temporary difference arises from goodwill or from the initial recognition (other than in a business combination) of other assets and liabilities in a transaction that affects neither the taxable profit nor the accounting profit.

Deferred tax liabilities are recognized on taxable temporary differences arising on investments in subsidiaries and associates, except where the Group is able to control the reversal of the temporary difference and it is probable that the temporary difference will not reverse in the foreseeable future.

A deferred income tax asset is recognized to the extent that it is probable that future taxable profit will be available against which the deductible temporary differences and tax losses can be utilized.

The carrying amount of deferred tax assets is reviewed at the end of each financial year and reduced to the extent that it is no longer probable that sufficient taxable profits will be available to allow all or part of the asset to be recovered.

Deferred tax is calculated at the tax rates that are expected to apply in the period when the liability is settled or the asset realized based on the tax rates (and tax laws) that have been enacted or substantively enacted by the end of the financial year and based on the tax consequence that will follow from the manner in which the Group expects, at the end of the financial year, to recover or settle the carrying amounts of its assets and liabilities except for the investment properties where investment properties measured at fair value are presented to be recovered entirely through sale.

Deferred tax assets and liabilities are offset when there is a legally enforceable right to set off current tax assets against current tax liabilities and when they relate to income taxes levied by the same taxation authority and the Group intends to settle its current tax assets and liabilities on a net basis, or to realize the assets and settle the liabilities simultaneously, in each future period in which significant amounts of deferred tax liabilities or assets are expected to be settled or recovered.

Current and deferred tax are recognized as an expense or income in profit or loss, except when they relate to items credited or debited directly to equity, in which case the tax is also recognized directly in equity, or where they arise from the initial accounting for a business combination. In the case of a business combination, the tax effect is taken into account in calculating goodwill or determining the excess of the acquirer's interest in the net fair value of the acquiree's identifiable assets, liabilities and contingent liabilities over cost.

2.10 Dividends

Equity dividends are recognized when they become legally payable. Interim dividends are recorded in the financial year in which they are declared payable. Final dividends are recorded in the financial year in which dividends are approved by shareholders.

NOTES TO THE FINANCIAL STATEMENTS

For the financial year ended 31 March 2023

2. Summary of significant accounting policies (Continued)

2.11 Foreign currency transactions and translation

Foreign currency transactions are translated into the individual entities' respective functional currencies at the exchange rates prevailing on the date of the transaction. At the end of each financial year, monetary items denominated in foreign currencies are retranslated at the rates prevailing as of the end of the financial year. Non-monetary items carried at fair value that are denominated in foreign currencies are retranslated at the rates prevailing on the date when the fair value was determined. Non-monetary items that are measured in terms of historical cost in a foreign currency are not retranslated.

Exchange differences arising on the settlement of monetary items, and on retranslation of monetary items are included in profit or loss for the financial year. Exchange differences arising on the retranslation of non-monetary items carried at fair value are included in profit or loss for the financial year except for differences arising on the retranslation of non-monetary items in respect of which gains and losses are recognized directly in equity. For such non-monetary items, any exchange component of that gain or loss is also recognized directly in other comprehensive income.

Exchange differences relating to assets under construction for future productive use, are included in the cost of those assets where they are regarded as an adjustment to interest costs on foreign currency borrowings.

For the purpose of presenting consolidated financial statements, the assets and liabilities of the Group's foreign operations (including comparatives) are expressed in Singapore dollar using exchange rates prevailing at the end of the financial year. Income and expense items (including comparatives) are translated at the average exchange rates for the period, unless exchange rates fluctuated significantly during that period, in which case the exchange rates at the dates of the transactions are used. Exchange differences arising, if any, are classified as equity and transferred to the Group's foreign currency translation reserve. Such translation differences are recognized in profit or loss in the period in which the foreign operation is disposed of.

On consolidation, exchange differences arising from the translation of the net investment in foreign entities (including monetary items that, in substance, form part of the net investment in foreign entities), and of borrowings and other currency instruments designated as hedges of such investments, are taken to the foreign currency translation reserve.

Goodwill and fair value adjustments arising on the acquisition of a foreign operation are treated as assets and liabilities of the foreign operation and translated at the closing rate.

2.12 Investment property

Investment property, which is property held to earn rentals and/or for capital appreciation, is measured initially at its cost, including transaction costs. Subsequent to initial recognition, investment property is measured at fair value and changes in the fair value are included in profit or loss for the financial year in which they arise. Fair values are determined annually by independent professional valuers.

Costs of major renovations and improvements to the investment property are capitalized as additions and the carrying amounts of the replaced components are written off to profit or loss. The costs of maintenance, repairs and minor improvement are charged to profit or loss when incurred.

Upon its disposal or retirement, the difference between the net disposal proceeds and the carrying amount of the investment property is recognized in profit or loss.

NOTES TO THE FINANCIAL STATEMENTS

For the financial year ended 31 March 2023

2. Summary of significant accounting policies (Continued)

2.13 Property, plant and equipment

Land and buildings held for use in the production or supply of goods or services, or for administrative purposes, are shown at their revalued amounts, being the fair value at the date of revaluation, less any subsequent accumulated depreciation, and where applicable, accumulated impairment losses.

Land and buildings are revalued by independent professional valuers with sufficient regularity such that the carrying amounts do not differ materially from that which would be determined using fair values at the end of the financial year.

Any revaluation increase arising from the revaluation of such land and buildings is credited to the revaluation reserve, except to the extent that it reverses a revaluation decrease for the same asset previously recognized in profit or loss, in which case the increase is credited to profit or loss to the extent of the decrease previously charged. A decrease in carrying amount arising on the revaluation of such land and buildings is charged to profit or loss to the extent that it exceeds the balance, if any, held in the revaluation reserve relating to a previous revaluation of that asset.

Plant and equipment are stated at cost less accumulated depreciation and any accumulated impairment losses. The cost of plant and equipment includes its purchase price and any costs directly attributable to bringing the asset to the location and condition necessary for it to be capable of operating in the manner intended by management. Dismantlement, removal or restoration costs are included as part of the cost of plant and equipment if the obligation for dismantlement, removal or restoration is incurred as a consequence of acquiring or using the plant and equipment.

Subsequent expenditure relating to property, plant and equipment is added to the carrying amount of the asset only when it is probable that future economic benefits associated with the item will flow to the entity and the cost of the item can be measured reliably. All other repair and maintenance expenses are recognized in profit or loss when incurred.

Depreciation is charged so as to write off the cost of assets over their estimated useful lives, using the straight-line method, on the following bases:

- Leasehold land and buildings	Remaining leasehold tenure
- Renovation	5 - 10 years
- Transportation equipment	5 - 10 years
- Tools and equipment	3 - 10 years
- Furniture, fittings, and office equipment	1 - 10 years

For right-of-use assets for which ownership of the underlying asset is not transferred to the Group by the end of the lease term, depreciation is charged over the lease term, using the straight-line method. The lease periods are disclosed in Note 30.

No depreciation is charged on building under construction as this asset is not yet in use as at the end of the financial year.

The carrying values of property, plant and equipment are reviewed for impairment when events or changes in circumstances indicate that the carrying value may not be recoverable.

The estimated useful lives, residual values and depreciation methods are reviewed, and adjusted as appropriate, at the end of each financial year.

The gain or loss, being the difference between the sales proceeds and the carrying amount of the asset, arising on disposal or retirement of an item of property, plant and equipment is recognized in profit or loss. Any amount in the revaluation reserve relating to that asset is transferred to accumulated profits directly.

Fully depreciated property, plant and equipment are retained in the financial statements until they are no longer in use.

NOTES TO THE FINANCIAL STATEMENTS

For the financial year ended 31 March 2023

2. Summary of significant accounting policies (Continued)

2.14 Club membership

Club membership is stated at cost less accumulated amortization and any accumulated impairment losses. Club membership is amortized on a straight-line basis over its estimated useful lives of 5 to 15 years. The estimated useful life and amortization method are reviewed at the end of each annual reporting period, with the effect of any changes in estimate being accounted for on a prospective basis.

2.15 Intangible assets

Goodwill on acquisition

Goodwill represents the excess of the cost of an acquisition over the net fair value of the Group's interest in the identifiable assets, liabilities and contingent liabilities of the subsidiary or jointly controlled entity carried at the date of acquisition. Goodwill is at cost less any accumulated impairment losses.

For the purpose of impairment testing, goodwill is allocated to each of the Group's cash-generating units ("CGUs") expected to benefit from the synergies of the combination. CGUs to which goodwill has been allocated are tested for impairment annually, or more frequently when there is an indication that the unit may be impaired. If the recoverable amount of the CGU is less than the carrying amount of the unit (including the goodwill), the impairment loss is allocated first to reduce the carrying amount of any goodwill allocated to the unit and then to the other assets of the unit pro-rata on the basis of the carrying amount of each asset in the unit. An impairment loss recognized for goodwill is not reversed in a subsequent period.

The attributable amount of goodwill is included in the determination of gain or loss on disposal of the subsidiary or jointly controlled entity.

On acquisition of an investment in an associate or joint venture, any excess of the cost of investment over the Group's share of the net fair value of the identifiable assets and liabilities of the associate or joint venture is recognized as goodwill, which is included in the carrying amount of the investment. Any excess of the Group's share of net fair value of the identifiable assets and liabilities of the associate or joint venture over the cost of investment, after reassessment, is recognized immediately in profit or loss in the period in which the investment is acquired.

Intangible assets acquired in a business combination

Intangible assets acquired in a business combination are identified and recognized separately from goodwill. The cost of such intangible assets is their fair value as at the acquisition date.

Subsequent to initial recognition, intangible assets acquired in a business combination are reported at cost less accumulated amortization and accumulated impairment losses, on the same basis as intangible assets acquired separately.

Intangible assets with finite useful lives are amortized on a straight-line basis over their estimated useful lives, on the following bases:

- | | |
|---|---------------|
| - Know-how | 8 years |
| - Non-contractual customer relationship | 6 - 7.5 years |

The estimated useful life and amortization method are reviewed at the end of each annual reporting period, with the effect of any changes in estimate being accounted for on a prospective basis.

2.16 Land use rights

Land use rights are initially measured at cost. Following initial recognition, land use rights are shown at their revalued amounts, being the fair value, less any subsequent accumulated amortization, and where applicable, accumulated impairment losses. The land use rights are amortized on a straight-line basis over the lease term of 50 years.

NOTES TO THE FINANCIAL STATEMENTS

For the financial year ended 31 March 2023

2. Summary of significant accounting policies (Continued)

2.17 Investment in associate

An associate is an entity over which the Group has significant influence, being the power to participate in the financial and operating policy decisions of the entity but is not control or of joint control of these policies, and generally accompanying a shareholding of between 20% or more of the voting rights.

On acquisition of the associate, any excess of the cost of the investment over the Group's share of the net fair value of the associate identifiable assets and liabilities is accounted as goodwill and is included in the carrying amount of the investment. Any excess of the Group's share of the net fair value of the associate identifiable assets and liabilities over the cost of the investment is included as income in the determination of the Group's share of the associate's profit or loss in the reporting period in which the investment is acquired. Investments in associates are carried at cost less any impairment loss that has been recognized in profit or loss in the Company's separate financial statements.

The results and assets and liabilities of an associate are incorporated in these financial statements using the equity method of accounting, except when the investment is classified as held-for-sale, in which case it is accounted for under SFRS(I) 5. Under the equity method, investments in associates are carried at cost as adjusted for post-acquisition changes in the Group's share of the net assets of the associate, less any impairment loss of individual investments. The Group's share of losses in an associate in excess of the Group's interest in that associate (which includes any long-term interests that, in substance, form part of the Group's net investment in the associate) are not recognized, unless the Group has incurred legal or constructive obligations or made payments on behalf of the associate. Any goodwill arising on the acquisition of the Group's interest in an associate is accounted for in accordance with the Group's accounting policy for goodwill arising on such acquisitions (see Note 2.15).

Unrealized profits and losses are eliminated to the extent of the Group's interest in the associate. Unrealized losses are also eliminated in the same way as unrealized gains, but only to the extent that there is no impairment.

The Company has accounted for its investment in associate at cost in its separate financial statements.

2.18 Impairment of non-financial assets excluding goodwill

The Group reviews the carrying amounts of its non-financial assets as at each reporting date to assess for any indication of impairment loss. If any such indication exists, the recoverable amount of the asset is estimated in order to determine the extent of the impairment loss (if any). Where it is not possible to estimate the recoverable amount of an individual asset, the Group estimates the recoverable amount of the CGU to which the asset belongs.

Irrespective of whether there is any indication of impairment, the Group also tests its intangible assets with indefinite useful lives and intangible assets not yet available for use for impairment annually by comparing their respective carrying amounts with their corresponding recoverable amounts.

The recoverable amount of an asset or CGU is the higher of its fair value less costs to sell and its value-in-use. In assessing value-in-use, the estimated future cash flows are discounted to their present value using a pre-tax discount rate that reflects current market assessments of the time value of money and the risks specific to the asset.

An impairment loss for the amount by which the asset's carrying amount exceeds the recoverable amount is recognized immediately in profit or loss, unless the relevant asset is carried at a revalued amount, in which case the impairment loss is treated as a revaluation decrease.

Where an impairment loss subsequently reverses, the carrying amount of the asset (CGU) is increased to the revised estimate of its recoverable amount, but so that the increased carrying amount does not exceed the carrying amount that would have been determined had no impairment loss been recognized for the asset (CGU) in prior financial years. A reversal of an impairment loss is recognized immediately in profit or loss, unless the relevant asset is carried at a revalued amount, in which case the reversal of the impairment loss is treated as a revaluation increase.

NOTES TO THE FINANCIAL STATEMENTS

For the financial year ended 31 March 2023

2. Summary of significant accounting policies (Continued)

2.19 Financial instruments

The Group recognizes a financial asset or a financial liability in its statement of financial position when, and only when, the Group becomes party to the contractual provisions of the instrument.

Financial assets

Initial recognition and measurement

All financial assets are recognized on trade date – the date on which the Group commits to purchase or sell the asset. With the exception of trade receivables that do not contain a significant financing component or for which the Group applies a practical expedient, all financial assets are initially measured at fair value, plus transaction costs, except for those financial assets classified as at fair value through profit or loss, which are initially measured at fair value. Such trade receivables that do not contain a significant financing component or for which the Group applies a practical expedient are measured at transaction price as defined in SFRS(I) 15 in Note 2.4.

Financial assets are classified as subsequently measured at amortized cost and fair value through other comprehensive income (“FVTOCI”). The classification at initial recognition depends on the Group’s business model for managing the financial assets and the contractual cash flow characteristics of the financial asset.

The Group’s business model refers to how the Group manages its financial assets in order to generate cash flows which determines whether cash flows will result from collecting contractual cash flows, selling financial assets or both.

The Group determines whether the asset’s contractual cash flows are solely payments of principal and interest on the principal amount outstanding to determine the classification of the financial assets.

Financial assets at amortized cost

A financial asset is subsequently measured at amortized cost if the financial asset is held within a business model whose objective is to hold financial assets in order to collect contractual cash flows and the contractual terms of the financial asset give rise on specified dates to cash flows that are solely payments of principal and interest on the principal amount outstanding.

Subsequent to initial recognition, the financial asset at amortized cost are measured using the effective interest method and is subject to impairment. Gains or losses are recognized in profit or loss when the asset is derecognized, modified or impaired.

Effective interest method

The effective interest method is a method of calculating the amortized cost of a financial instrument and allocating the interest income or expense over the relevant period. The effective interest rate is the rate that exactly discounts estimated future cash receipts or payments (including all fees on points paid or received that form an integral part of the effective interest rate, transaction costs and other premiums or discounts) through the expected life of the financial instrument, or where appropriate, a shorter period, to the net carrying amount of the financial instrument. Income and expense are recognized on an effective interest basis for debt instruments other than those financial instruments at fair value through profit or loss.

Interest income is accrued on a time basis, by reference to the principal outstanding and at the effective interest rate applicable, and recognised in interests income.

Financial assets held at FVTOCI

A financial asset that is an investment in debt instrument is subsequently measured at FVTOCI if the financial asset is held within a business model whose objective is achieved by both collecting contractual cash flows and selling the financial assets and the contractual terms of the financial asset give rise on specified dates to cash flows that are SPPI on the principal amount outstanding. Gains or losses are recognized in other comprehensive income, except for impairment gains or losses, foreign exchange gains or losses and interest which are recognized in profit or loss.

NOTES TO THE FINANCIAL STATEMENTS

For the financial year ended 31 March 2023

2. Summary of significant accounting policies (Continued)

2.19 Financial instruments (Continued)

Financial assets (Continued)

Financial assets held at FVTOCI (Continued)

At initial recognition, the Group may make an irrevocable election to classify its investment in equity instruments, for which the equity instrument is neither held for trading nor contingent consideration recognized by an acquirer in a business combination to which SFRS(I) 3, as subsequently measured at FVTOCI so as to present subsequent changes in fair value in other comprehensive income. The election is made on an investment-by-investment basis.

Upon derecognition, other than the aforementioned equity instruments for which their subsequent cumulative fair value changes would be transferred to accumulated profits, the cumulative fair value changes recognized in other comprehensive income is recycled to profit or loss.

Dividend income

Dividends from equity instruments are recognized in profit or loss only when the Group's right to receive payment of the dividend is established, it is probable that the economic benefits associated with the dividend will flow to the Group and the amount of the dividend can be measured reliably.

Impairment of financial assets

The Group recognizes a loss allowance for expected credit losses ("ECL") on financial assets measured at amortized cost and debt instruments measured at FVTOCI. At each reporting date, the Group assesses whether the credit risk on a financial asset has increased significantly since initial recognition by assessing the change in the risk of a default occurring over the expected life of the financial instrument. Where the financial asset is determined to have low credit risk at the reporting date, the Group assumes that the credit risk on financial assets has not increased significantly since initial recognition.

The Group uses reasonable and supportable forward-looking information that is available without undue cost or effort as well as past due information when determining whether credit risk has increased significantly since initial recognition.

Where the credit risk on that financial instrument has increased significantly since initial recognition, the Group measures the loss allowance for a financial instrument at an amount equal to the lifetime ECL. Where the credit risk on that financial instrument has not increased significantly since initial recognition, the Group measures the loss allowance for that financial instrument at an amount equal to 12-month ECL.

The Group uses a practical expedient to recognize the ECL for trade receivables and contract assets, which is to measure the loss allowance at an amount equal to lifetime ECL using an allowance matrix derived based on historical credit loss experience adjusted for current conditions and forecasts of future economic conditions.

The amount of ECL or reversal thereof that is required to adjust the loss allowance at the reporting date to the amount that is required to be recognized is recognized in profit or loss.

While they are not financial assets, contract assets arising from the Group's contracts with customers under SFRS(I) 15 are assessed for impairment in accordance with SFRS(I) 9, similar to that of trade receivables.

The Group directly reduces the gross carrying amount of a financial asset when the entity has no reasonable expectations of recovering a financial asset in its entirety or a portion thereof.

For details on the Group's accounting policy for its impairment of financial assets, refer to Note 40.

NOTES TO THE FINANCIAL STATEMENTS

For the financial year ended 31 March 2023

2. Summary of significant accounting policies (Continued)

2.19 Financial instruments (Continued)

Financial assets (Continued)

Derecognition of financial assets

The Group derecognizes a financial asset only when the contractual rights to the cash flows from the financial asset expire, or it transfers the financial asset and substantially all the risks and rewards of ownership of the asset to another entity. If the Group neither transfers nor retains substantially all the risks and rewards of ownership of the financial asset and continues to control the transferred asset, the Group recognizes its retained interest in the asset and an associated liability for amounts it may have to pay. If the Group retains substantially all the risks and rewards of ownership of a transferred financial asset, the Group continues to recognize the financial asset and also recognizes a collateralized borrowing for the proceeds receivables.

Financial liabilities and equity instruments

Classification as debt or equity

Financial liabilities and equity instruments issued by Group are classified according to the substance of the contractual arrangements entered into and the definitions of a financial liability and an equity instrument.

Equity instruments

An equity instrument is any contract that evidences a residual interest in the assets of the Group after deducting all of its liabilities. Equity instruments are recorded at the proceeds received, net of direct issue costs.

Ordinary share capital

Ordinary share capital is classified as equity. Incremental costs directly attributable to the issue of ordinary shares and share options are recognized as a deduction from equity.

Treasury shares

When shares recognized as equity are reacquired, the amount of consideration paid is recognized directly in equity. Reacquired shares are classified as treasury shares and presented as a deduction from total equity. No gain or loss is recognized in profit or loss on the purchase, sale issue or cancellation of treasury shares.

When treasury shares are subsequently cancelled, the cost of treasury shares are deducted against the share capital account if the shares are purchased out of capital of the Company, or against the retained profits of the Company if the shares are purchased out of earnings of the Company.

When treasury shares are subsequently sold or reissued pursuant to the employee share option scheme, the cost of treasury shares is reversed from the treasury share account and the realized gain or loss on sale or reissue, net of any directly attributable incremental transaction costs and related income tax, is recognized in the capital reserve of the Company.

Financial liabilities

Initial recognition and measurement

All financial liabilities are recognized on trade date – the date on which the Group commits to purchase or sell the asset. All financial liabilities are initially measured at fair value, minus transaction costs, except for those financial liabilities classified as at fair value through profit or loss, which are initially measured at fair value.

Financial liabilities are classified as either financial liabilities at fair value through profit or loss or other financial liabilities.

Financial liabilities are classified as at fair value through profit or loss if the financial liability is either held for trading or it is designated as such upon initial recognition. Financial liabilities classified as at fair value through profit or loss comprise derivatives that are not designated or do not qualify for hedge accounting.

NOTES TO THE FINANCIAL STATEMENTS

For the financial year ended 31 March 2023

2. Summary of significant accounting policies (Continued)

2.19 Financial instruments (Continued)

Financial liabilities and equity instruments (Continued)

Other financial liabilities

Trade and other payables

Trade and other payables are initially measured at fair value, net of transaction costs, and are subsequently measured at amortized cost, where applicable, using the effective interest method, with interest expense recognized on an effective yield basis. A gain or loss is recognized in profit or loss when the liability is derecognized and through the amortization process.

Borrowings

Interest-bearing bank loans and overdrafts are initially measured at fair value, and are subsequently measured at amortized cost, using the effective interest method. Any difference between the proceeds (net of transaction costs) and the settlement or redemption of borrowings is recognized over the term of the borrowings in accordance with the Group's accounting policy for borrowing costs (see Note 2.5). A gain or loss is recognized in profit or loss when the liability is derecognized and through the amortization process.

Financial guarantee contracts

The Company has issued corporate guarantees to banks for banking facilities granted by them to certain subsidiaries and these guarantees qualify as financial guarantees because the Company is required to reimburse the banks if these subsidiaries breach any repayment terms.

Financial guarantee contract liabilities are measured initially at their fair values plus transaction costs and subsequently at the higher of the amount of the loss allowance and the amount initially recognized less cumulative amortization in accordance with SFRS(I) 15.

Derecognition of financial liabilities

The Group derecognises financial liabilities when, and only when, the Group's obligations are discharged, cancelled or they expire.

Offsetting of financial instruments

A financial asset and a financial liability shall be offset and the net amount presented in the statements of financial position when and only when, an entity:

- (a) currently has a legally enforceable right to set-off the recognized amounts; and
- (b) intends either to settle on a net basis, or to realize the asset and settle the liability simultaneously.

2.20 Inventories

Inventories are stated at the lower of cost and net realizable value. Cost is determined on the first-in, first-out basis, comprises direct materials and, where applicable, direct labour costs and those overheads that have been incurred in bringing the inventories to their present location and condition.

Work-in-progress is stated at the lower of cost and net realizable value. Cost is determined on a weighted average basis and includes all attributable production overheads. In arriving at the net realizable value, due allowance is made for obsolete, damaged and slow-moving items.

Net realizable value represents the estimated selling price less all estimated costs of completion and costs to be incurred in marketing, selling and distribution.

NOTES TO THE FINANCIAL STATEMENTS

For the financial year ended 31 March 2023

2. Summary of significant accounting policies (Continued)

2.21 Investments in insurance contracts

The Group acquired one key management insurance contract, which include both investment and insurance elements. The life insurance contract is initially recognised at the amount of premium paid, and subsequently measured at each financial year end at its cash surrender value. Changes to the cash surrender value at each financial year end will be recognised in other comprehensive income as net gain/(loss) on fair value changes of other investments. In the event of death of the insured person, the surrender of the policy, or the policy mature, the investment will be de-recognised and any resulting gains/losses will be recognised in profit or loss.

2.22 Cash and cash equivalents

Cash and cash equivalents comprise cash on hand and demand deposits with financial institutions, bank overdrafts, and other short-term highly liquid investments that are readily convertible to a known amount of cash and are subject to an insignificant risk of changes in value. For the purpose of the consolidated statement of cash flows, cash and cash equivalents exclude deposits pledged with the financial institutions as collateral and are presented net of bank overdrafts which are repayable on demand and which form an integral part of the Group's cash management.

2.23 Leases

At inception of a contract, the Group assessed whether the contract is, or contains, a lease. A contract is, or contains, a lease if the contract conveys the right to control the use of an identified asset for a period of time in exchange for consideration.

Where a contract contains more than one lease component, the Group allocates the consideration in the contract to each lease component on the basis of the relative standalone price of the lease component. Where the contract contains non-lease components, the Group applied the practical expedient to not to separate non-lease components from lease components, and instead account for each lease component and any associated non-lease components as a single lease component.

The Group recognizes a right-of-use asset and lease liability at the lease commencement date for all lease arrangement for which the Group is the lessee, except for leases which have lease term of 12 months or less and leases of low value assets for which the Group applied the recognition exemption allowed under SFRS(I) 16. For these leases, the Group recognizes the lease payment as an operating expense on a straight-line basis over the term of the lease.

The right-of-use asset is initially measured at cost, which comprises the initial amount of the lease liability adjusted for any lease payments made at or before the commencement date, less any lease incentives received, plus any initial direct costs incurred and an estimate of costs to dismantle and remove the underlying asset or to restore the underlying asset or the site on which it is located. For right-of-use assets relates to property, plant and equipment to which the Group applies the revaluation model, the Group elected not to apply the revaluation model to all of the right-of-use assets that relate to that class of property, plant and equipment.

The right-of-use asset is subsequently depreciated using the straight-line method from the commencement date to the end of the lease term. When the lease transfers ownership of the underlying asset to the Group by the end of the lease term or the cost of the right-of-use asset reflects that the Group will exercise a purchase option, the right-of-use asset will be depreciated over the useful life of the underlying asset, which is determined on the same basis as those of property, plant and equipment. The right-of-use asset is also reduced by impairment losses, if any, and adjusted for certain remeasurements of the lease liability, where applicable.

NOTES TO THE FINANCIAL STATEMENTS

For the financial year ended 31 March 2023

2. Summary of significant accounting policies (Continued)

2.23 Leases (Continued)

Right-of-use assets are presented within “property, plant and equipment”.

The lease liability is initially measured at the present value of the lease payments that are not paid at the commencement date, discounted using the interest rate implicit in the lease or, if that rate cannot be readily determined, the lessee's incremental borrowing rate.

The Group generally uses the incremental borrowing rate as the discount rate. To determine the incremental borrowing rate, the Group obtains a reference rate and makes certain adjustments to reflect the terms of the lease and the asset leased.

The lease payments included in the measurement of the lease liability comprise the following:

- fixed payments, including in-substance fixed payments less any lease incentive receivable,
- variable lease payments that depend on an index or a rate, initially measured using the index or rate as at the commencement date,
- amounts expected to be payable under a residual value guarantee,
- the exercise price under a purchase option that the Group is reasonably certain to exercise, and
- payments of penalties for terminating the lease if the Group is reasonably certain to terminate early and lease payments for an optional renewal period if the Group is reasonably certain to exercise an extension option.

The lease liability is measured at amortized cost using the effective interest method. The Group remeasures the lease liability when there is a change in the lease term due to a change in assessment of whether it will exercise a termination or extension or purchase option or due to a change in future lease payment resulting from a change in an index or a rate used to determine those payment.

Where there is a remeasurement of the lease liability, a corresponding adjustment is made to the right-of-use asset or in profit or loss where there is a further reduction in the measurement of the lease liability and the carrying amount of the right-of-use asset is reduced to zero.

The Group as a lessor

Where a contract contains more than one lease and/or non-lease component, the Group allocates the consideration in the contract to each lease component on the basis of the relative standalone price of the lease component.

At the lease commencement date, the Group assesses and classifies each lease as either an operating lease or a finance lease. Leases are classified as finance leases whenever the terms of the lease transfer substantially all the risks and rewards incidental to ownership of the leased assets to the lessee. All other leases are classified as operating leases.

Operating leases

Rental income from operating leases is recognized on a straight-line basis over the term of the relevant lease unless another systematic basis is more representative of the time pattern in which use benefit derived from the leased asset is diminished. Initial direct costs incurred in negotiating and arranging an operating lease are added to the carrying amount of the leased asset and recognized on a straight-line basis over the lease term.

NOTES TO THE FINANCIAL STATEMENTS

For the financial year ended 31 March 2023

2. Summary of significant accounting policies (Continued)

2.24 Provisions

Provisions are recognized when the Group has a present legal or constructive obligation as a result of a past event, it is probable that the Group will be required to settle the obligation, and a reliable estimate can be made of the amount of the obligation.

The amount recognized as a provision is the best estimate of the consideration required to settle the present obligation at the end of the financial year, taking into account the risks and uncertainties surrounding the obligation. Where a provision is measured using the cash flows estimated to settle the present obligation, its carrying amount is the present value of those cash flows, which is discounted using a pre-tax discount rate.

When some or all of the economic benefits required to settle a provision are expected to be recovered from a third party, the receivable is recognized as an asset if it is virtually certain that reimbursement will be received and the amount of the receivable can be measured reliably.

Changes in the estimated timing or amount of the expenditure or discount rate are recognized in profit or loss as they arise.

2.25 Segment reporting

An operating segment is a component of the Group that engages in business activities from which it may earn revenues and incur expenses, including revenue and expenses that relate to transactions with any of the Group's other components. Management makes decision about resources to be allocated to the segment and assess its performance. Segment managers report directly to the management of the Group. Additional disclosures on each of these segments are shown in Note 38, including the factors used to identify the reportable segments and the measurement basis of segment information.

2.26 Government grants

Government grants are recognized at their fair value where there is reasonable assurance that the grant will be received and all attaching conditions will be complied with. Government grant shall be recognized in profit or loss on a systematic basis over the periods in which the entity recognizes as expenses the related costs for which the grants are intended to compensate. Grants related to income may be presented as a credit in profit or loss, either separately or under a general heading such as "Other operating income".

2.27 Contingencies

A contingent liability is:

- (a) a possible obligation that arises from past events and whose existence will be confirmed only by the occurrence or non-occurrence of one or more uncertain future events not wholly within the control of the Group; or
- (b) a present obligation that arises from past events but is not recognized because:
 - (i) it is not probable that an outflow of resources embodying economic benefits will be required to settle the obligation; or
 - (ii) the amount of the obligation cannot be measured with sufficient reliability.

NOTES TO THE FINANCIAL STATEMENTS

For the financial year ended 31 March 2023

2. Summary of significant accounting policies (Continued)

2.27 Contingencies (Continued)

A contingent asset is a possible asset that arises from past events and whose existence will be confirmed only by the occurrence or non-occurrence of one or more uncertain future events not wholly within the control of the Group.

Contingencies are not recognized on the statements of financial position of the Group, except for contingent liabilities assumed in a business combination that are present obligations and which the fair value can be reliably determined.

2.28 Related parties

A related party is defined as follows:

- (a) A person or a close member of that person's family is related to the Group and the Company if that person:
 - (i) Has control or joint control over the Company;
 - (ii) Has significant influence over the Company; or
 - (iii) Is a member of the key management personnel of the Group or Company or of a parent of the Company.
- (b) An entity is related to the Group and the Company if any of the following conditions applies:
 - (i) The entity and the Company are members of the same group (which means that each parent, subsidiary and fellow subsidiary is related to the others);
 - (ii) One entity is an associate or joint venture of the other entity (or an associate or joint venture of a member of a group of which the other entity is a member);
 - (iii) Both entities are joint ventures of the same third party;
 - (iv) One entity is a joint venture of a third entity and the other entity is an associate of the third entity;
 - (v) The entity is a post-employment benefit plan for the benefit of employees of either the Company or an entity related to the Company. If the Company is itself such a plan, the sponsoring employers are also related to the Company;
 - (vi) The entity is controlled or jointly controlled by a person identified in (a);
 - (vii) A person identified in (a)(i) has significant influence over the entity or is a member of the key management personnel of the entity (or of a parent of the entity); or
 - (viii) The entity, or any member of a group of which it is a part, provides key management personnel services to the reporting entity or to the parent of the reporting entity.

The effect of the Group's and the Company's transactions and arrangements with related parties is reflected in these financial statements. The balances are unsecured, interest-free and repayable on demand unless otherwise stated.

Key management personnel

Key management personnel are those persons having the authority and responsibility for planning, directing and controlling the activities of the Group and the Company, directly or indirectly, including any director (whether executive or otherwise) of that company.

NOTES TO THE FINANCIAL STATEMENTS

For the financial year ended 31 March 2023

3. Critical accounting judgements and key sources of estimation uncertainty

The Group made judgements, estimates and assumptions about the carrying amounts of assets and liabilities that were not readily apparent from other sources in the application of the Group's accounting policies. Estimates and judgements are continually evaluated and are based on historical experience and other factors that are considered to be reasonable under the circumstances. Actual results may differ from the estimates.

3.1 Critical judgements made in applying the Group's accounting policies

Classification of interest in Eons Global Holdings Pte Ltd ("EGH")

The determination of the level of significant influence the Group has over the investee is often a mix of contractually defined and subjective factors that can be critical to the appropriate accounting treatment of investee in the Group's financial statements. The management exercises significant judgement in analyzing and evaluating relevant, subjective, diverse and sometimes contrasting qualitative and quantitative facts and circumstances surrounding its involvement in the investee, in determining whether the Group has significant influence over the investee. Such evaluation and assessment processes do take into consideration the transactions and events in accordance with its substance and economic reality, and not merely its legal forms.

The Group considered SFRS(I) 1-28 *Investments in Associates and Joint Ventures* to determine whether it exercises significant influence over EGH and considered factors, including but not limited to, its representation on the board of directors of EGH and its participation in policy-making decisions including the financial and operating policies. The directors have determined that they do not have significant influence over EGH even though the Group owns 40% of the issued capital of EGH. In making their judgement, the directors have considered the Group's ability to exercise its power to participate in the financial and operating policy decisions of EGH.

Following the assessment, the directors concluded that the Group does not have significant influence in EGH's financial and operating policies and therefore classified the investment in EGH as FVTOCI and recognize the changes in fair values of all its equity investment not held for trading, in other comprehensive income.

Differing conclusions around these judgements may impact how the investment is presented in the consolidated financial statements. If the directors were to conclude that the 40% interest was sufficient to give the Group significant influence, EGH would instead have been classified as an associate and the Group would have accounted for it using the equity method of accounting.

Fair value of financial instruments

Where the fair values of financial instruments recorded in the statement of financial position cannot be derived from active markets, they are determined using valuation techniques, including the discounted cash flow model. The inputs to these models are derived from observable market data where possible, but where this is not feasible, a degree of judgement is required in establishing the fair values. The judgments include considerations of liquidity and model inputs regarding the future financial performance of the investee, its risk profile, and economic assumptions regarding the industry and geographical jurisdiction in which the investee operates. Changes in assumptions about these factors could affect the reported fair value of financial instruments. The valuation of financial instruments is described in more details in Note 39.

Revenue recognition from construction contracts

The Group recognizes revenue from construction contracts when the performance obligation is satisfied over time, using the input method to measure progress towards complete satisfaction of the service, as the customer simultaneously receives and consumes the benefits provided by the Group. In determining the revenue recognition policy for such contracts entered into with its customers, the Group applied SFRS(I) 15, in consideration that its performance does not create an asset with an alternative use and its enforceability of right to payment for performance completed to date.

NOTES TO THE FINANCIAL STATEMENTS

For the financial year ended 31 March 2023

3. Critical accounting judgements and key sources of estimation uncertainty (Continued)

3.2 Key sources of estimation uncertainty

The estimates and assumptions that have a significant risk of causing a material adjustment to the carrying amounts of assets and liabilities within the next financial year are discussed below.

Fair value of investment properties and land and buildings

The Group carries its investment properties and land and buildings at fair value. The fair values are determined by independent professional valuers using recognized valuation techniques, including the comparable market approach, depreciated replacement cost approach and income capitalization approach. The determination of the fair values requires the use of estimates such as future cash flows from the assets, capitalization rate and discount rates applicable to those assets. The estimates are based on local market conditions existing as at the reporting date. The carrying amounts of investment properties (Note 11) and land and buildings (Note 12) at 31 March 2023 are stated at S\$960,000 (2022: S\$930,000) and S\$43,672,000 (2022: S\$43,903,000) respectively.

Depreciation of property, plant and equipment

The Group depreciates the property, plant and equipment over their estimated useful lives after taking into account of their estimated residual values. The estimated useful life reflects management's estimate of the period that the Group intends to derive future economic benefits from the use of the Group's property, plant and equipment. The residual value reflects management's estimated amount that the Group would currently obtain from the disposal of the asset, after deducting the estimated costs of disposal, as if the asset was already of the age and in the condition expected at the end of its useful life. Changes in the expected level of usage and technological developments could affect the economics, useful lives and the residual values of these assets which could then consequentially impact future depreciation charges. The carrying amount of the Group's and Company's property, plant and equipment as at 31 March 2023 were S\$87,574,000 (2022: S\$81,047,000) and S\$534,000 (2022: S\$564,000) respectively (Note 12).

Impairment of investments in subsidiaries

At the end of each financial year, an assessment is made on whether there are indicators that the Company's investments are impaired. Where necessary, Management's assessments are based on the estimation of the value-in-use of the assets defined in SFRS(I) 1-36 *Impairment of Assets* by forecasting the expected future cash flows for a period of up to 5 years, using a suitable discount rate in order to calculate the present value of those cash flows. The carrying amount of the Company's investments in subsidiaries as at 31 March 2023 was S\$37,150,000 (2022: S\$37,150,000) (Note 13).

Impairment of goodwill

The Group tests goodwill for impairment at least on an annual basis. Determining whether goodwill is impaired requires an estimation of the value-in-use of the CGU to which goodwill has been allocated. The value-in-use calculation requires the entity to estimate the future cash flows expected to arise from the CGU and a suitable discount rate in order to calculate present value. The carrying amount of the Group's goodwill on consolidation as at 31 March 2023 was S\$10,559,000 (2022: S\$10,559,000) (Note 15).

Inventory valuation method

Inventory is valued at the lower of cost and net realizable value. Management reviews the Group's inventory levels in order to identify slow-moving and obsolete inventory and identifies items of inventory which have a market price, being the selling price quoted from the market of similar items, that is lower than its carrying amount. Management then estimates the amount of inventory loss as an allowance on inventory. Changes in demand levels, technological developments and pricing competition could affect the saleability and values of the inventory which could then consequentially impact the Group's results, cash flows and financial position. The carrying amount of the Group's inventories as at 31 March 2023 was S\$8,019,000 (2022: S\$8,157,000). There was no allowance made on inventory for the financial years ended 31 March 2023 and 2022 (Note 20).

NOTES TO THE FINANCIAL STATEMENTS

For the financial year ended 31 March 2023

3. Critical accounting judgements and key sources of estimation uncertainty (Continued)

3.2 Key sources of estimation uncertainty (Continued)

Measurement of ECL of trade receivables

The Group uses an allowance matrix to measure ECL for trade receivables. The ECL rates are based on the Group's historical loss experience of the customers, for the last 3 years prior to the reporting date for various customer groups that are assessed by geographical locations, adjusted for forward looking factors specific to the debtors and the economic environment which could affect the ability of the debtors to settle the trade receivables. In considering the impact of the economic environment on the ECL rates, the Group assesses, for example, the gross domestic production growth rates of the countries (i.e. Singapore, China, Malaysia, Vietnam) and the growth rates of the major industries in which its customers operate. The Group adjusts, as necessary, the allowance matrix at each reporting date. Such estimation of the ECL rates may not be representative of the actual default in the future. The expected loss allowance on the Group's trade receivables as at 31 March 2023 is S\$6,450,000 (2022: S\$5,658,000) (Note 40).

Measurement of ECL of other receivables

The Group uses an approach that is based on an assessment of qualitative and quantitative factors that are indicative of the risk of default. The Group assessed the impairment loss allowance of these amounts on a 12-month ECL basis consequent to their assessment and conclusion that the other receivables and deposits paid are made to parties with good credit reputation and there has been no significant increase in the credit risk since the initial recognition of the financial asset. Using 12-month ECL, the expected loss allowance on the Group's other receivables as at 31 March 2023 is S\$1,606,000 (2022: S\$1,545,000,000) (Note 40).

Measurement of ECL of amount due from subsidiaries

The Company assessed the impairment loss allowance of these amounts on a 12-month ECL basis consequent to their assessment and conclusion that these receivables are of low credit risk. In its assessment of the credit risk of the subsidiaries, the Company considered amongst other factors, the financial position of the subsidiaries as of 31 March 2023, the past financial performance and cash flow trends, adjusted for the outlook of the industry and economy in which the subsidiaries operate in. Using 12-month ECL, the expected loss allowance on the Company's amount due from subsidiaries as at 31 March 2023 is S\$Nil (2022: S\$Nil) (Note 40).

Recognition and recoverability of prepayments for service fees paid

The Group records the service fees paid to external project managers for procurement of revenue contracts in the People's Republic of China as prepayments under current assets. Management estimates the amounts to be amortized by matching the pattern of revenue recognized over the period of the relevant contracts. In addition, management reviews the list of projects and monitors the status of each project under negotiations with the target customers as well as its past collection history of each contract. The carrying amount of the Group's prepayments for service fees paid as at 31 March 2023 was S\$3,966,000 (2022: S\$4,385,000) (Note 23).

NOTES TO THE FINANCIAL STATEMENTS

For the financial year ended 31 March 2023

3. Critical accounting judgements and key sources of estimation uncertainty (Continued)

3.2 Key sources of estimation uncertainty (Continued)

Deferred tax assets

Deferred tax assets are recognized for all unused tax losses, unutilized capital allowances and other temporary differences to the extent that it is probable that taxable profit will be available against which the losses can be utilized. Significant management judgement is required to determine the amount of deferred tax assets that can be recognized, based upon the timing and level of future taxable profits together with future tax planning strategies. In determining the timing and level of future taxable profits together with future tax planning strategies, the Group assessed the probability of expected future cash inflows based on expected revenues from existing orders and contracts for the next 5 years.

Where taxable profits are expected in the foreseeable future, deferred tax assets are recognized on the unused tax losses, unutilized capital allowances and other temporary differences. The carrying amount of the Group's deferred tax assets as at 31 March 2023 was S\$1,234,000 (2022: S\$1,251,000) (Note 31).

Provision for income taxes

The Group has exposure to income taxes in several jurisdictions of which a portion of these taxes arose from certain transactions and computations for which ultimate tax determination is uncertain during the ordinary course of business. The Group recognizes liabilities of expected tax issues based on their best estimates of the likely taxes due. Where the final tax outcome of these matters is different from the amounts that were initially recognized, such differences will impact the income tax and deferred tax positions in the period in which such determination is made. The carrying amount of the Group's current tax payable and deferred tax liabilities as at 31 March 2023 was S\$1,156,000 (2022: S\$1,090,000) and S\$3,907,000 (2022: S\$3,732,000) (Note 31) respectively.

4. Revenue

	Group	
	2023 S\$'000	2022 S\$'000
Revenue from contracts with customers	164,035	165,194

NOTES TO THE FINANCIAL STATEMENTS

For the financial year ended 31 March 2023

4. Revenue (Continued)

Transaction price allocated to the remaining unsatisfied or partially satisfied performance obligations on 31 March and expected to be realized in the following financial years:

	Group	
	2023	2022
	S\$'000	S\$'000
Within one year	3,042	7,606

The Group has applied the practical expedient permitted under SFRS(I) 15 for those performance obligations which are part of contracts that have an original expected duration of one year or less.

5. Other operating income

		Group	
	Note	2023	2022
		S\$'000	S\$'000
Compensation received		28	5
Fair value gain on investment property	11	30	80
Gain on disposal of property, plant and equipment, net		518	37
Gain on foreign exchange differences		2,034	1,215
Insurance payout		1,500	–
Grants received from government		1,020	1,552
Interest income from banks		87	64
Rental income from investment property	11	47	41
Rental income from leasing of working tools		207	495
Reimbursement of costs		150	195
Reversal of loss allowance on trade receivables	40	7	573
Reversal of loss allowance on other receivables	40	148	–
Sale of scrap materials		46	301
Miscellaneous income		219	272
		6,115	4,830

Included in government grants is an amount of S\$Nil (2022: S\$771,000) which was recognized during the financial year under the Jobs Support Scheme (the "JSS"). The JSS is a temporary scheme introduced in the Singapore Budget 2020 to help enterprises retain local employees. Under the JSS, employers will receive cash grants in relation to the gross monthly wages of eligible employees.

The insurance payout of S\$1,500,000 (2022: S\$Nil) was recognized during the financial year for the claim on the Group's damaged inventory due to a fire accident that happened on 20 March 2020 as the realization of income is virtually certain.

NOTES TO THE FINANCIAL STATEMENTS

For the financial year ended 31 March 2023

6. Finance expenses

	Group	
	2023	2022
	S\$'000	S\$'000
Bank loans interest	2,892	1,822
Factoring interest and charges	40	42
Lease liabilities interest	1,212	817
	<u>4,144</u>	<u>2,681</u>

7. Profit before income tax

The following charges were included in the determination of profit before income tax:

		Group	
	Note	2023	2022
		S\$'000	S\$'000
Audit fees paid to auditors:			
- Auditors of the Company		280	272
- Other auditors		83	60
Non-audit fees paid to auditors:			
- Other auditors		-	7
Amortization of club membership	18	1	1
Amortization of land use rights	17	26	28
Depreciation of property, plant and equipment	12	14,949	12,801
Directors' fees	37	400	400
Inventories recognized as an expense in cost of sales		24,393	10,215
Key management personnel remuneration	37	2,032	2,012
Staff costs (including key management personnel remuneration)	8	41,223	41,776
Included in other operating expenses:			
Loss allowance for trade receivables	40	1,254	1,556
Loss allowance for other receivables	40	473	282
Bad debts written off (trade)		22	141
Bad debts written off (non-trade)		1	-
Loss on foreign exchange differences		<u>2,532</u>	<u>898</u>

NOTES TO THE FINANCIAL STATEMENTS

For the financial year ended 31 March 2023

8. Staff costs (including key management personnel remuneration)

	Group	
	2023	2022
	S\$'000	S\$'000
Salaries and bonuses	32,504	33,214
Employers' contribution to defined contribution plan	5,904	5,745
Other related staff costs	2,815	2,817
	<u>41,223</u>	<u>41,776</u>

Included in "Staff costs" are labour costs of approximately S\$29,292,000 (2022: S\$29,268,000) directly associated with the generation of revenue for the financial year ended 31 March 2023.

9. Income tax expense

	Group	
	2023	2022
	S\$'000	S\$'000
Current income tax		
- Current	1,911	1,769
- Under-provision in prior financial years	134	207
	<u>2,045</u>	<u>1,976</u>
Deferred income tax (Note 31)		
- Current	292	140
- (Over)/Under provision in prior financial years	(357)	115
	<u>(65)</u>	<u>255</u>
Total income tax expense	<u>1,980</u>	<u>2,231</u>

The Company is incorporated in Singapore and accordingly is subject to income tax rate of 17% (2022: 17%). Taxation for other jurisdictions is calculated at the rates prevailing in the relevant jurisdictions. There were no changes in the enterprise income tax of the difference applicable jurisdictions in the current financial year from the last financial year.

NOTES TO THE FINANCIAL STATEMENTS

For the financial year ended 31 March 2023

9. Income tax expense (Continued)

Reconciliation of effective tax rate is as follows:

	Group	
	2023	2022
	S\$'000	S\$'000
Profit before income tax	4,032	6,483
Income tax at statutory rate	685	1,102
Tax effect of:		
Expenses not deductible for tax purposes	1,567	354
Income not subject to tax	(417)	(160)
Different tax rates of overseas operations	133	472
Tax exemption	-	(59)
Unrecognized deferred tax benefits	256	198
(Over)/under-provision in prior financial years	(223)	322
Others	(21)	2
Total income tax expense	1,980	2,231

At the end of the reporting period, the aggregate amount of temporary differences associated with the undistributed earnings of the subsidiaries for which deferred tax liabilities have not been recognized is approximately S\$674,000 (2022: S\$1,025,000). No liability has been recognized in respect of these differences because the Group is in a position to control the timing of the reversal of the temporary differences and it is probable that such differences will not reverse in the foreseeable future.

10. Basic and diluted earnings per share

Basic earnings per share is calculated by dividing profit for the financial year attributable to owners of the Company by the weighted average number of ordinary shares outstanding during the financial year.

The following table reflects the profit and share data used in the computation of basic earnings per share:

	Group	
	2023	2022
Profit for the financial year attributable to owners of the Company (S\$'000)	1,516	3,106
Weighted average number of ordinary shares outstanding for basic earnings per share ('000)	387,027	387,027
Basic earnings per share (cents)	0.39	0.80

There are no dilutive potential ordinary shares for the financial year ended 31 March 2023 and 2022. Hence, the basic earnings per share is the same as the diluted earnings per share.

NOTES TO THE FINANCIAL STATEMENTS

For the financial year ended 31 March 2023

11. Investment properties

	Group		Company	
	2023	2022	2023	2022
	S\$'000	S\$'000	S\$'000	S\$'000
At beginning of financial year	930	850	6,000	5,900
Fair value gain	30	80	200	100
At end of financial year	960	930	6,200	6,000

The following amounts are recognized in profit or loss:

	Group		Company	
	2023	2022	2023	2022
	S\$'000	S\$'000	S\$'000	S\$'000
Rental income from investment property (Note 5)	47	41	329	329
Direct operating expenses (including repairs and maintenance) arising from rental generating investment properties	(6)	(6)	(73)	(73)

Investment properties of the Group and the Company are stated at fair value, which have been determined based on valuation performed as at the end of the financial year. The valuations were performed by independent professional valuers with recognized and relevant professional qualifications and with recent experience in the location and category of property being valued. The valuations are based on the properties' highest-and-best-use using the comparable market approach, by reference to sales prices of comparative properties in close proximity and made adjustments in consideration of property sizes and remaining lease tenures. The valuation conforms to International Valuation Standards. The most significant input is the price per square foot of comparable properties.

As at 31 March 2023, the investment properties are mortgaged to secure bank loans (Note 29).

The details of the investment properties are as follows:

Description and location	Tenure	Unexpired lease term
Group		
Commercial property located at 7030 Ang Mo Kio Avenue 5, #04-46 Northstar @ AMK, Singapore 569880	60 years	43 years and 9 months
Company		
Factory cum office located at 56 Senoko Road Woodlands East Industrial Estate Singapore 758120	28 years	17 years and 9 months

NOTES TO THE FINANCIAL STATEMENTS

For the financial year ended 31 March 2023

12. Property, plant and equipment

Group	Leasehold land and buildings S\$'000	Renovation S\$'000	Transportation equipment S\$'000	Tools and equipment S\$'000	Furniture, fittings, and office equipment S\$'000	Building under construction S\$'000	Total S\$'000
Cost or valuation							
At 1 April 2021	57,783	4,483	30,690	34,882	4,378	–	132,216
Additions	10,251	85	3,365	1,849	531	828	16,909
Disposals/Written-off	–	–	(414)	(828)	(49)	–	(1,291)
Expiry of lease	(3,026)	–	(278)	–	–	–	(3,304)
Reclassification	–	–	–	(6)	6	–	–
Revaluation	4,676	–	–	–	–	–	4,676
Exchange translation differences	186	77	183	764	26	1	1,237
At 31 March 2022	69,870	4,645	33,546	36,661	4,892	829	150,443
Additions	13,180	340	6,668	2,717	484	475	23,864
Disposals/Written-off	–	–	(3,286)	(486)	(81)	–	(3,853)
Expiry of lease	(3,537)	–	(112)	–	–	–	(3,649)
Reclassification	–	1,237	–	–	–	(1,237)	–
Revaluation	333	–	–	–	–	–	333
Exchange translation differences	(1,287)	(1,302)	(1,820)	(2,165)	(195)	(67)	(6,836)
At 31 March 2023	78,559	4,920	34,996	36,727	5,100	–	160,302
Comprising:							
31 March 2023							
At cost	34,887	4,920	34,996	36,727	5,100	–	116,630
At valuation	43,672	–	–	–	–	–	43,672
	78,559	4,920	34,996	36,727	5,100	–	160,302
31 March 2022							
At cost	25,967	4,645	33,546	36,661	4,892	829	106,540
At valuation	43,903	–	–	–	–	–	43,903
	69,870	4,645	33,546	36,661	4,892	829	150,443

NOTES TO THE FINANCIAL STATEMENTS

For the financial year ended 31 March 2023

12. Property, plant and equipment (Continued)

	Leasehold land and buildings S\$'000	Renovation S\$'000	Transportation equipment S\$'000	Tools and equipment S\$'000	Furniture, fittings, and office equipment S\$'000	Building under construction S\$'000	Total S\$'000
<u>Accumulated depreciation</u>							
At 1 April 2021	8,577	3,719	19,853	25,659	3,531	–	61,339
Depreciation	7,277	268	2,333	2,544	379	–	12,801
Disposals/Written-off	–	–	(329)	(817)	(35)	–	(1,181)
Expiry of lease	(3,026)	–	(278)	–	–	–	(3,304)
Revaluation	(1,220)	–	–	–	–	–	(1,220)
Exchange translation differences	27	68	261	574	31	–	961
At 31 March 2022	11,635	4,055	21,840	27,960	3,906	–	69,396
Depreciation	9,352	428	2,400	2,396	373	–	14,949
Disposals/Written-off	–	–	(2,488)	(336)	(80)	–	(2,904)
Expiry of lease	(3,537)	–	(112)	–	–	–	(3,649)
Revaluation	(1,424)	–	–	–	–	–	(1,424)
Exchange translation differences	(385)	(229)	(1,207)	(1,669)	(150)	–	(3,640)
At 31 March 2023	15,641	4,254	20,433	28,351	4,049	–	72,728
<u>Carrying amount</u>							
At 31 March 2023	62,918	666	14,563	8,376	1,051	–	87,574
At 31 March 2022	58,235	590	11,706	8,701	986	829	81,047

NOTES TO THE FINANCIAL STATEMENTS

For the financial year ended 31 March 2023

12. Property, plant and equipment (Continued)

Company	Leasehold premises S\$'000
Cost	
At 1 April 2021 and 31 March 2022 and 31 March 2023	654
Accumulated depreciation	
At 1 April 2021	60
Depreciation	30
At 31 March 2022	90
Depreciation	30
At 31 March 2023	120
Carrying amount	
At 31 March 2023	534
At 31 March 2022	564

Property, plant and equipment of the Group and Company includes right-of-use assets of S\$27,785,000 and S\$534,000 (2022: S\$21,174,000 and S\$564,000) respectively which are presented together with the owned assets of the same class as the underlying assets. Details of the right-of-use assets are disclosed in Note 30(a).

During the financial year, the Group acquired property, plant and equipment and right-of-use assets with an aggregate cost of S\$23,864,000 (2022: S\$16,909,000) of which S\$18,633,000 (2022: S\$13,305,000) were acquired by means of leases. Cash payments of S\$5,231,000 (2022: S\$3,604,000) were made to purchase property, plant and equipment.

In addition, the Group's leasehold land and buildings with carrying amount of S\$38,914,000 (2022: S\$38,652,000) are mortgaged to secure the Company's bank loans (Note 29) and certain credit facilities granted from banks.

As at 31 March 2023, leasehold land and buildings were revalued by independent professional valuers based on the presumption that the Group's current use of the properties is their highest and best use in the absence of other factors proving otherwise.

The fair value are generally derived using the following methods:

- Income capitalization approach - Properties are valued by capitalizing net rental income after property tax at a rate which reflects the present and potential income growth and over the unexpired lease term.
- Comparable market approach - Properties are valued using transacted prices for comparable properties in the vicinity and elsewhere with adjustment made for differences in location, tenure, size, shape, design, age and condition of buildings, date of transactions and the prevailing market condition.
- Depreciated replacement cost approach - Current replacement cost of properties, less accumulated depreciation calculated on the basis of such cost to reflect the consumed or expired future economic benefits of the properties.

The professional valuers are of the view that the valuation methods and estimates are reflective of current market conditions based on information available as at 31 March 2023.

Included in carrying amount of leasehold land and buildings at cost is right-of-use assets of S\$19,246,000 as at 31 March 2023 (2022: S\$14,332,000).

NOTES TO THE FINANCIAL STATEMENTS

For the financial year ended 31 March 2023

12. Property, plant and equipment (Continued)

Included in carrying amount of leasehold land and buildings at valuation is S\$43,672,000 as at 31 March 2023 (2022: S\$43,903,000). If the leasehold land and buildings stated at valuation were included in the financial statements at cost, the carrying amount would have been approximately S\$29,949,000 (2022: S\$30,958,000).

The movements in the assets revaluation reserve for leasehold land and buildings as at 31 March as follows:

	Group	
	2023	2022
	S\$'000	S\$'000
At beginning of year	13,040	7,144
Revaluation gain during the year	1,757	5,896
At end of the year	14,797	13,040

Details of the leasehold land and buildings held by the Group as at 31 March 2023 are set out below:

Entity	Description and location	Tenure	Unexpired lease term
Chasen Holdings Limited	Factory cum office located at 56 Senoko Road Woodlands East Industrial Estate Singapore 758120	28 years	17 years and 9 months
Chasen Logistics Services Limited	Factory cum office building located at 18 Jalan Besut Singapore 619571	41 years	21 years
Chasen Logistics Services Limited	Factory located at 6 Tuas Avenue 20 Singapore 638820	60 years	30 years
Chasen Logistics Sdn. Bhd.	Warehouse cum office building located at Number 1099, Solok Perindustrian Bukit Minyak, Taman Perindustrian Bukit Minyak, 14100 Simpang Ampat, Pulau Pinang, West Malaysia	60 years	47 years and 11 months
City Zone Express Warehouse Sdn. Bhd.	Bonded warehouse located at Plot 99-A, Solok Bayan Lepas, Kawasan Perindustrian Bayan Lepas, 11900 Bayan Lepas, Pulau Pinang, Malaysia	60 years	40 years and 3 months
Chasen (Chuzhou) Hi-Tech Machinery Services Pte Ltd	Warehouse cum office building located at No 5, Zhenjiang Road, ChuZhou, Anhui, China	50 years	44 years and 6 months

13. Investments in subsidiaries

	Company	
	2023	2022
	S\$'000	S\$'000
Unquoted equity share, at cost		
At beginning and end of year	37,150	37,150

NOTES TO THE FINANCIAL STATEMENTS

For the financial year ended 31 March 2023

13. Investments in subsidiaries (Continued)

The details of the subsidiaries are as follows:

Name of subsidiary	Place of business/ Country of incorporation	Principal activities	Effective interest held by the Group	
			2023 %	2022 %
<u>Held by the Company</u>				
Chasen Logistics & Engineering Services Pte. Ltd. ⁽ⁱ⁾	Singapore	Investment holding	100	100
Chasen Logistics Services Limited ⁽ⁱ⁾	Singapore	Relocation services, industrial packing, warehousing, transportation, freight forwarding and shipping	100	100
City Zone Express Pte. Ltd. ⁽ⁱ⁾	Singapore	Investment holding and freight forwarding, logistics, relocation, warehousing and general contractors	75	75
CLE Engineering Services Pte. Ltd. ⁽ⁱ⁾	Singapore	Investment holding	100	100
Ruiheng International Pte. Ltd. ⁽ⁱ⁾	Singapore	Investment holding	100	100
<u>Held by subsidiaries</u>				
Chasen (Chuzhou) Hi-Tech Machinery Services Pte Ltd ⁽ⁱⁱⁱ⁾	PRC	General activities related to high value machinery and equipment	100	100
Chasen (India) Hi-Tech Logistics Services Private Limited ^(vii)	India	Provision of specialist relocation solutions	100	100
Chasen (Shanghai) Hi-Tech Machinery Services Pte Ltd ⁽ⁱⁱ⁾	PRC	General activities relating to high value machinery and equipment	100	100
Chasen (USA), Inc. ^(vii)	United States of America	Relocation services, industrial packing, warehousing, transportation, freight forwarding and shipping	100	100
Chasen Engineering Sdn. Bhd. ⁽ⁱⁱⁱ⁾	Malaysia	Providing services on cryogenic pump	100	100
City Zone Express (Shanghai) Pte Ltd ^(vi)	PRC	Providing third-party logistics services	75	75 (Note a)
Chasen Logistics Sdn. Bhd. ⁽ⁱⁱⁱ⁾	Malaysia	Providing of logistics and transportation services	100	100
Chasen Sinology (Beijing) Logistics Co., Ltd ^(vi)	PRC	Provision of artifact packaging and transportation services	100	100
Chasen Sino-Sin (Beijing) Hi-Tech Services Pte Ltd ^(vi)	PRC	General activities relating to high tech machinery and equipment, and relocation services	100	100

NOTES TO THE FINANCIAL STATEMENTS

For the financial year ended 31 March 2023

13. Investments in subsidiaries (Continued)

Name of subsidiary	Place of business/ Country of incorporation	Principal activities	Effective interest held by the Group	
			2023 %	2022 %
<u>Held by subsidiaries</u>				
Chasen Transport Logistics Co., Ltd ^(iv)	Vietnam	Provider of third-party logistics services and warehousing	100	100
City Zone Express Vietnam Company Limited ^(vi)	Vietnam	Freight forwarding and local trucking	51.6	51.6
City Zone Express Warehouse Sdn. Bhd. ⁽ⁱⁱⁱ⁾	Malaysia	Bonded warehousing, transportation, freight forwarding, rigging and others related logistics	72	72
City Zone Express Co., Ltd ^(v)	Thailand	Freight forwarding	52.5	52.5
City Zone Express Sdn. Bhd. ⁽ⁱⁱⁱ⁾	Malaysia	Provider of third-party logistics services, transporting and warehousing service	72	72
City Zone Express Worldwide Co., Ltd. ^{(v)^}	Thailand	Freight forwarding	49.9	49.9
DNKH Logistics Pte. Ltd. ⁽ⁱ⁾	Singapore	Provider of freight forwarding, logistics, transportation and general warehousing services	60	60
Global Technology Synergy Pte. Ltd. ⁽ⁱ⁾	Singapore	General building engineering service, process engineering and construction	100	100
Goh Kwang Heng Pte Ltd ⁽ⁱ⁾	Singapore	Scaffolding service provider to construction industries	100	100
Goh Kwang Heng Scaffolding Pte Ltd ⁽ⁱ⁾	Singapore	Scaffolding equipment services	100	100
HLE Construction & Engineering Sdn. Bhd. ⁽ⁱⁱⁱ⁾	Malaysia	Construction and engineering, projects and general trading	53	53
Hup Lian Engineering Pte Ltd ⁽ⁱ⁾	Singapore	Engineering and structural steel fabrication supplier and installer	100	100
Liten Logistics Services Pte Ltd ⁽ⁱ⁾	Singapore	Machinery and equipment moving, general warehouse and logistics management	100	100
REI Technologies Pte. Ltd. ⁽ⁱ⁾	Singapore	Engineering services	100	100
REI (TL) Construction & Engineering Pty, Lda ^(vi)	Timor-Leste	Construction and engineering services	100	100

NOTES TO THE FINANCIAL STATEMENTS

For the financial year ended 31 March 2023

13. Investments in subsidiaries (Continued)

Name of subsidiary	Place of business/ Country of incorporation	Principal activities	Effective interest held by the Group	
			2023 %	2022 %
<u>Held by subsidiaries</u>				
REI Promax Technologies Pte. Ltd. ⁽ⁱ⁾	Singapore	Precision manufacturing of machine tool accessories	55	55
Suzhou Promax Communication Technology Co., Ltd ⁽ⁱⁱ⁾	PRC	Contract manufacturing	55	55
Team Glass Engineering Pte. Ltd. ⁽ⁱ⁾	Singapore	General building engineering design and consultancy services and general contractor for aluminum and glazing work for carrying out facade and cladding construction	51	51
Towards Green Sdn. Bhd. ⁽ⁱⁱⁱ⁾	Malaysia	Engineering and contracting work	100	100

(i) Audited by Mazars LLP, Singapore.

(ii) Audited by Mazars Shanghai, PRC for consolidation purposes.

(iii) Audited by Grant Thornton, Malaysia.

(iv) Audited by Mazars Vietnam for consolidation purposes.

(v) Audited by CDP Accounting & Consultancy Partnership.

(vi) Not audited for consolidation purposes.

(vii) Audited by Mazars LLP, Singapore for consolidation purposes.

* City Zone Express Vietnam Company Limited is considered to be a subsidiary as it is 70% collectively held by City Zone Express Pte. Ltd., City Zone Express Co., Ltd and Chasen Transport Logistics Co., Ltd which are substantially owned by the Company.

^ City Zone Express Worldwide Co., Ltd. is considered to be a subsidiary as it is 95% held by City Zone Express Co., Ltd, which is 70% held by City Zone Express Pte. Ltd. which in turn is 75% directly owned by the Company.

NOTES TO THE FINANCIAL STATEMENTS

For the financial year ended 31 March 2023

13. Investments in subsidiaries (Continued)

Interest in subsidiaries with material non-controlling interests ("NCI")

The Group has the following subsidiaries that have NCI that are material to the Group.

Name of subsidiary	Proportion of ownership interest held by NCI		Profit/(Loss) allocated to NCI during the financial year		Accumulated NCI at the end of financial year		Dividends paid to NCI	
	2023	2022	2023	2022	2023	2022	2023	2022
	%	%	S\$'000	S\$'000	S\$'000	S\$'000	S\$'000	S\$'000
City Zone Express Sdn. Bhd.	28	28	1,158	768	3,473	2,533	-	-
City Zone Express Co., Ltd	48	48	75	292	731	707	-	-
DNKH Logistics Pte. Ltd.	40	40	96	261	1,255	1,285	80	80
HLE Construction & Engineering Sdn. Bhd.	47	47	12	(13)	(821)	(919)	-	-
REI Promax Technologies Pte. Ltd. and its subsidiary	45	45	(515)	53	1,977	2,517	-	-
Team Glass Engineering Pte. Ltd.	49	49	(429)	(464)	(1,149)	(703)	-	-

There are no significant restrictions on the Group's ability to access or use the assets and settle the liabilities of the Group except for cash and bank balances held in the People's Republic of China of S\$1,423,000 (2022: S\$2,404,000) which are subject to local exchange control regulations which restrict the amount of currency to be exported other than through dividends.

Summarized financial information about subsidiaries with material NCI

Summarized financial information before intercompany eliminations are as follows:

	City Zone Express Sdn. Bhd.		City Zone Express Co., Ltd		DNKH Logistics Pte. Ltd.		HLE Construction & Engineering Sdn. Bhd.		Team Glass Engineering Pte. Ltd.		REI Promax Technologies Pte. Ltd. and its subsidiary	
	2023	2022	2023	2022	2023	2022	2023	2022	2023	2022	2023	2022
	S\$'000	S\$'000	S\$'000	S\$'000	S\$'000	S\$'000	S\$'000	S\$'000	S\$'000	S\$'000	S\$'000	S\$'000
Assets:												
Non-current assets	12,133	6,253	969	1,138	3,022	3,550	9	25	342	326	7,856	9,666
Current assets	18,395	17,362	2,389	2,775	3,729	3,892	6	8	673	645	11,904	11,783
Liabilities:												
Non-current liabilities	4,528	2,201	282	122	1,730	2,646	-	-	-	-	2,968	4,412
Current liabilities	13,611	12,628	1,632	2,382	1,844	1,583	1,761	1,933	3,361	2,405	12,399	11,227
Net assets/(liabilities)	12,389	8,786	1,444	1,409	3,177	3,213	(1,746)	(1,900)	(2,346)	(1,434)	4,393	5,810
Results:												
Revenue	39,748	43,759	9,010	15,937	10,709	9,652	-	-	5,420	3,114	30,420	23,164
Profit/(Loss) before income tax	5,644	3,668	158	644	240	653	26	(28)	(875)	(954)	(1,145)	130
Profit/(Loss) for the financial year	4,137	2,660	158	604	240	653	26	(28)	(875)	(947)	(1,145)	112

NOTES TO THE FINANCIAL STATEMENTS

For the financial year ended 31 March 2023

13. Investments in subsidiaries (Continued)

Financial year ended 31 March 2022

(a) Dilution of interest in a subsidiary without loss of control

Following the completion of the Group's internal restructuring exercise, the Group effective interest in subsidiary City Zone Express (Shanghai) Pte Ltd ("CZESH") is diluted from 100% to 75% without a loss of control. The Group still controls CZESH.

The effects of the change in the Group's ownership interest in CZESH on equity attributable to owner of the Company amounted to S\$240,000 has been recognized in "Capital reserve" within equity.

14. Investment in associate

	Group		Company	
	2023	2022	2023	2022
	S\$'000	S\$'000	S\$'000	S\$'000
Unquoted equity shares, at cost				
At beginning and end of financial year	409	409	–	–
Share of accumulated post- acquisition results				
At beginning and end of financial year	(409)	(409)	–	–
Carrying amount	–	–	–	–

The details of the associate are as follows:

Name of associate	Place of business/ Country of incorporation	Principal activities	Proportion of ownership interest	
			2023	2022
			%	%
Held by Chasen Sino-Sin (Beijing) Hi-Tech Services Pte Ltd				
Amber Digital Solutions (Beijing) Pte Ltd ⁽ⁱ⁾	PRC	Providing 3D high resolution digital imaging of cultural heritage relics and museum	30	30

(i) Not audited as insignificant to the Group.

NOTES TO THE FINANCIAL STATEMENTS

For the financial year ended 31 March 2023

14. Investment in associate (Continued)

Summarized financial information of the Group's associate

The summarized financial information in respect of Amber Digital Solutions (Beijing) Pte Ltd based on its unaudited management accounts and reconciliation with the carrying amount of the investment in the consolidated financial statements are as follows:

	2023 S\$'000	2022 S\$'000
Assets and liabilities:		
Non-current assets	1	2
Current assets	451	603
Total assets	452	605
Current liabilities	(3,094)	(3,448)
Total liabilities	(3,094)	(3,448)
Net liabilities	(2,642)	(2,843)
Group's share of associate's net liabilities	(793)	(853)
Goodwill on acquisition	371	371
Other adjustments	422	482
Carrying amount of the investment	-	-
Results:		
Revenue	27	141
(Loss)/Profit for the financial year	(73)	26
Current year's share of losses:		
Unrecognized (loss)/profit	(22)	8
Movement of cumulative share of unrecognized losses:		
At beginning of financial year	689	697
Loss/(Profit) during the financial year	22	(8)
At end of financial year	711	689

The Group has not recognized losses relating to Amber Digital Solutions (Beijing) Pte Ltd where its share of losses exceed the Group's carrying amount of its investment in this associate. The Group's cumulative share of unrecognized losses were S\$711,000 (2022: S\$689,000). The Group has no obligation in respect of those losses.

15. Goodwill on consolidation

	Group 2023 S\$'000	2022 S\$'000
At beginning and end of financial year	10,559	10,559

Goodwill acquired through business combinations is allocated, at acquisition, to the respective CGU that are expected to benefit from the synergies of those business combinations.

NOTES TO THE FINANCIAL STATEMENTS

For the financial year ended 31 March 2023

15. Goodwill on consolidation (Continued)

The carrying amount of goodwill had been allocated by CGU or groups of CGU as follows:

	Group	
	2023	2022
	S\$'000	S\$'000
Global Technology Synergy Pte. Ltd. / Towards Green Sdn. Bhd. ("GTS Group")	2,908	2,908
Goh Kwang Heng Pte Ltd / Goh Kwang Heng Scaffolding Pte Ltd ("GKH Group")	1,311	1,311
Liten Logistics Services Pte Ltd / Chasen Logistics Services Limited ("LLS & CLSG")	4,186	4,186
Hup Lian Engineering Pte Ltd ("HLE")	2,006	2,006
Others	148	148
	10,559	10,559

The carrying amount of goodwill had been allocated by reportable operating segments and geographical areas as follows:

	Specialist Relocation Solutions S\$'000	Technical & Engineering S\$'000	Total S\$'000
2023 and 2022			
Singapore	4,186	6,224	10,410
PRC	66	–	66
Vietnam	83	–	83
	4,335	6,224	10,559

Impairment testing of goodwill

The Group tests CGU for impairment annually, or more frequently if there is an indication of impairment.

The recoverable amounts of the CGU are determined from value-in-use calculations. Cash flow projections used in the value-in-use calculations were based on financial budgets approved by Board of Directors covering a five-year period. The key assumptions for these value-in-use calculations are those regarding the discount rates, growth rates and expected changes to gross margins during the period. Management estimates discount rates using pre-tax rates that reflect current market assessments of the time value of money and the risks specific to the CGUs. The growth rates are based on industry growth forecasts. Changes in gross margins are based on past practices and expectations of future changes in the market.

Key assumptions on which management has based its cash flow projections for the respective periods of the significant CGU are as follows:

	GTS Group		GKH Group		LLS & CLSG		HLE	
	2023	2022	2023	2022	2023	2022	2023	2022
	%	%	%	%	%	%	%	%
Gross margin ⁽ⁱ⁾	28	28	22	24	34 to 38	30 to 41	14	18
Growth rates ⁽ⁱⁱ⁾	(48) to 15	5 to 15	5 to 123	5 to 228	6 to 8	3 to 5	4 to 34	2 to 280
Discount rates ⁽ⁱⁱⁱ⁾	9	9	9.6	9.6	5.1 to 7.2	3.8 to 4.1	9.6	9.6
Terminal growth rates ^(iv)	1	1	1	1	1	1	1	1

NOTES TO THE FINANCIAL STATEMENTS

For the financial year ended 31 March 2023

15. Goodwill on consolidation (Continued)

Key assumptions used in the value-in-use calculations

- (i) *Budgeted gross margins* – Budgeted gross margins are determined based on past performance and its expectations of market developments.
- (ii) *Growth rates* – The forecasted growth rates are based on published industry research relevant to the CGUs, if any or based on management experience, taking into account of the forecasted growth rates relevant to the environment where the CGUs operate in.
- (iii) *Discount rates* – The discount rates used are based on the weighted average cost of the CGU's capital (the "WACC"), adjusted for the specific circumstances of the CGU and based on management's experience, and re-grossed back to arrive at the pre-tax rates.
- (iv) *Terminal growth rates* – The terminal growth rates are determined based on management's estimate of the long-term industry growth rates.

Sensitivity to changes in assumptions

Management is of the view that any reasonable possible change in any of the above key assumptions are not likely to materially cause the CGU's carrying amount to exceed its recoverable amount.

Impairment loss recognized

No impairment loss was recognized during the current financial year ended 31 March 2023 and 2022.

16. Intangible assets

	Know-how*	Non-contractual customer relationship**	Total
	S\$'000	S\$'000	S\$'000
Cost			
At 1 April 2021, 31 March 2022 and 2023	440	966	1,406
Accumulated amortization			
At 1 April 2021, 31 March 2022 and 2023	440	966	1,406
Carrying amount			
At 31 March 2023 and 2022	-	-	-

* Cost of Know-how is attributable to the skills and technical talent in relation to the artifact packaging and transportation business.

** Cost of Non-contractual customer relationships is attributable to long-term relationship with its major customers since incorporation.

NOTES TO THE FINANCIAL STATEMENTS

For the financial year ended 31 March 2023

17. Land use rights

	Group S\$'000
Cost	
At 1 April 2021	1,254
Revaluation	(11)
Exchange translation differences	49
	<hr/>
At 31 March 2022	1,292
Exchange translation differences	(124)
At 31 March 2023	<hr/> 1,168 <hr/>
Accumulated amortization	
At 1 April 2021	-
Amortization charge for the financial year	28
Revaluation	(28)
	<hr/>
At 31 March 2022	-
Amortization charge for the financial year	26
Revaluation	(26)
At 31 March 2023	<hr/> - <hr/>
Carrying amount	
At 31 March 2023	<hr/> 1,168 <hr/>
At 31 March 2022	<hr/> 1,292 <hr/>

The Group has land use rights over a plot of state-owned land in PRC to house the factory and warehouse of one of its subsidiaries in PRC operating in the Specialist Relocation Business Segment. The land use rights are transferable and have a remaining tenure of 44 years and 6 months (2022: 45 years and 6 months).

Land use rights is revalued by an independent professional valuation firm, by reference to market evidence of recent transactions for similar properties. The valuation is based on the land use rights' highest-and-best-use using both the Depreciated Replacement Cost approach and Direct Capitalization approach.

If the land use rights stated at valuation were included in the financial statements at cost, the carrying amount would have been approximately S\$854,000 (2022: S\$872,000). The movements in the assets revaluation reserve for land use rights as at 31 March as follows:

	Group	
	2023 S\$'000	2022 S\$'000
At beginning of year	375	358
Revaluation gain during the year	26	17
At end of the year	<hr/> 401 <hr/>	<hr/> 375 <hr/>

NOTES TO THE FINANCIAL STATEMENTS

For the financial year ended 31 March 2023

18. Club membership

	Group S\$'000
Cost	
At 1 April 2021, 31 March 2022 and 2023	15
Accumulated amortization	
At 1 April 2021	13
Amortization charge for the financial year	1
At 31 March 2022	14
Amortization charge for the financial year	1
At 31 March 2023	15
Carrying amount	
At 31 March 2023	-
At 31 March 2022	1

The club membership was paid for by the Group for the benefit of a director in accordance with his Service Agreement ("Agreement"). Accordingly, the director held the membership in trust for the Group. Pursuant to the Agreement, the director is entitled to benefit from the membership as long as he maintains his role as an Executive Director of the Group up to 31 March 2023 for 15 years' term. Upon completion of the specified term (15 years), the benefit of the club will be entirely vested in the director. Consequently, the membership will be deemed disposed.

19. Other investments

	Group		Company	
	2023 S\$'000	2022 S\$'000	2023 S\$'000	2022 S\$'000
At beginning of financial year	-	4,632	-	-
Addition during the year	365	-	-	-
Loss on fair value changes recognized in other comprehensive income	(72)	(4,632)	-	-
At end of financial year	293	-	-	-
Details of other investments at FVTOCI				
Unquoted equity instruments				
- GBM Gold Ltd	-	-	-	-
- Eons Global Holdings Pte Ltd	-	-	-	-
Insurance contract	293	-	-	-
Total financial assets held at FVTOCI	293	-	-	-

NOTES TO THE FINANCIAL STATEMENTS

For the financial year ended 31 March 2023

19. Other investments (Continued)

Investment in GBM Gold Ltd

The unquoted equity instrument measured at FVTOCI. The carrying amount of investment in GBM Gold Ltd ("GBM") as at 31 March 2023 was S\$Nil (2022: S\$Nil).

The unquoted equity securities was measured at the price before the trading halt as it is not practicable to determine with sufficient reliability, its fair value.

On 13 October 2020, GBM was delisted and removed from the Official List of ASX under the Listing Rule 17.12. Consequently, an application for winding up was filed against GBM by a creditor on the Australia Securities & Investments Commission ("ASIC"). The application was subsequently withdrawn and dismissed by the ASIC. On 12 November 2021, the South Australian division of the Federal Court ordered GBM to be wound up and a liquidator, Worrells was appointed.

In view of the above, management is unable to obtain any latest financial information of GBM and hence its inability to estimate the fair value of the unquoted instrument reliably. Having considered this and GBM has been delisted due to its inability to secure an extension of its listing status beyond the second anniversary of the suspension of trading of its shares as well as the ongoing administration of Kralcopic Pty Ltd, a subsidiary of GBM, management is of the view that the fair value of this investment would be S\$Nil.

As at 31 March 2023, GBM's issued number of ordinary shares is 1,118,329,556 (2022: 1,118,329,556) and the Company's shareholding in GBM is 6.76% (2022: 6.76%).

* AU\$: Australian dollars

Investment in Eons Global Holdings Pte Ltd

The investment in unquoted equity instrument measured at FVTOCI relates to investment in one private company, Eons Global Holdings Pte Ltd ("EGH"), incorporated in Singapore which is engaged in the provision of management consultancy services and have no fixed maturity date or coupon rate and are denominated in Singapore dollars.

On 21 November 2018, the Company and its wholly-owned subsidiary, GTS had entered into a conditional SPA with a third party ("Purchaser"), to dispose an additional 37% of its equity interest in EGH for an aggregate cash consideration of RMB25 million (equivalent to S\$4.94 million). The decision was consistent with the Company's strategic plan to rationalize its investments, taking into consideration the financial positions and business prospects of EGH.

As at 31 March 2023, the sale is not completed as the Group has not received the full payment of RMB25 million. The Group would transfer the shares in EGH to the Purchaser upon receipt of the full payment of RMB25 million.

For the financial year ended 31 March 2023 and 2022, the fair value of this equity instrument was determined based on the market approach which uses prices and other relevant information that have been generated by market transactions that involve identical or comparable assets and also taking into account the lack of liquidity of the unquoted equity instrument.

NOTES TO THE FINANCIAL STATEMENTS

For the financial year ended 31 March 2023

19. Other investments (Continued)

Investment in insurance contract

Investment in insurance contract pertains to one life insurance policy (the "Policy") purchased by the Group during the financial year for the Executive director of the Group as the "Insured Person". The Policy will mature on the date when the Insured Person reaches the age of 96, or death of the Insured Person, whichever is the earlier. In the event of death of the Insured Person, the investments will be de-recognized and any resulting gains or losses will be recognized in profit or loss.

Fixed deposit was used to finance the premium payable for the purchase of the life insurance policy on the life of the key personnel and the said policy has been assigned to bank as collateral for the Group's bank borrowings as at 31 March 2023. After full settlement of the borrowings, the bank will transfer the beneficiary owner of the insurance contract to the Group.

The fair value of the insurance contract purchased is determined based on the cash surrender value of the policy quoted by the insurer. The change in fair value of investments in insurance contracts during the year is recorded in other comprehensive income.

The investment is pledged as collateral for the Group's bank borrowings as at 31 March 2023. (Note 29).

20. Inventories

	Group	
	2023	2022
	S\$'000	S\$'000
Raw materials	1,357	1,113
Work-in-progress	2,296	2,469
Finished goods	2,003	1,093
Consumables	2,363	3,482
	<u>8,019</u>	<u>8,157</u>

21. Contract assets

	Group	
	2023	2022
	S\$'000	S\$'000
Contract assets		
Unbilled revenue	<u>993</u>	<u>1,008</u>

The unbilled revenue relates to the revenue recognized to date but has not been invoiced to the customers as at the financial year end and is transferred to trade receivables at the point when it is invoiced to the customers.

Contract assets for the financial year ended 31 March 2023 decreased due to less works being done but not yet billed as of year end.

NOTES TO THE FINANCIAL STATEMENTS

For the financial year ended 31 March 2023

22. Trade receivables

	Group	
	2023	2022
	S\$'000	S\$'000
Non-current		
Third party	201	271
Current		
Third parties	61,396	53,802
Retention receivables	303	458
Less: Loss allowance on trade receivables	(6,450)	(5,658)
	55,249	48,602
	55,450	48,873

Trade receivables (non-current) are non-interest bearing and related to a customer that entered into a settlement agreement in 2022, which will require repayment by way of 102 monthly installments.

Trade receivables (current) are non-interest bearing and the average credit period on sale of goods ranges from 30 to 90 (2022: 30 to 90) days according to the terms agreed with the customers. They are recognized at their original invoice amounts which represent their fair values on initial recognition.

The Group's trade receivables are denominated in the following currencies as at reporting date:

	Group	
	2023	2022
	S\$'000	S\$'000
Singapore dollar	9,565	17,374
Chinese Renminbi	16,175	12,147
Malaysian Ringgit	11,642	8,307
Thai Baht	1,317	1,561
United States dollar	7,503	8,274
Vietnamese Dong	2,018	1,210
India Rupee	7,230	-
	55,450	48,873

NOTES TO THE FINANCIAL STATEMENTS

For the financial year ended 31 March 2023

23. Other receivables, deposits and prepayments

	Group		Company	
	2023	2022	2023	2022
	S\$'000	S\$'000	S\$'000	S\$'000
Non-current				
Other receivables	1,035	1,062	-	-
Less:				
Loss allowance on other receivables	(1,035)	(1,062)	-	-
	-	-	-	-
Current				
Deposits paid	3,485	3,097	16	6
Insurance receivable	1,500	-	-	-
Other receivables	8,746	7,923	29	58
Less:				
Loss allowance on other receivables	(571)	(483)	-	-
	8,175	7,440	29	58
Prepayments for service fees	3,966	4,385	-	-
Other prepayments	4,834	1,936	23	17
	8,800	6,321	23	17
Total	21,960	16,858	68	81

Other receivables (non-current) were unsecured, interest-free, and not expected to be repaid within the next twelve months.

Insurance receivable relates to the insurance payout as disclosed in Note 5.

Other receivables (current) included S\$1,582,000 (2022: S\$Nil) receivables from The Penang Development Corporation ("PDC"). The amount relates to City Zone Express Sdn. Bhd. ("CZEM"), entering into a build and lease agreement with PDC, where PDC will pay CZEM for undertaking the construction, development and completion of a single-storey warehouse with built-up area of approximately 250,000 square feet and a 3-storey office building with built up area of 30,000 square feet ("Land and Facility"). CZEM will lease the Land and Facility upon the completion of the construction with an estimated date of completion on 27 June 2024. The amount is unsecured, interest-free and with credit period of 1 month.

The Group's and the Company's other receivables, deposits and prepayments are denominated in the following currencies as at reporting date:

	Group		Company	
	2023	2022	2023	2022
	S\$'000	S\$'000	S\$'000	S\$'000
Singapore dollar	5,207	4,360	68	81
Chinese Renminbi	10,576	8,919	-	-
Malaysian Ringgit	4,182	2,077	-	-
Thai Baht	238	500	-	-
United States dollar	1,444	693	-	-
Vietnamese Dong	313	309	-	-
	21,960	16,858	68	81

NOTES TO THE FINANCIAL STATEMENTS

For the financial year ended 31 March 2023

24. Amounts due from subsidiaries

The amounts due from subsidiaries (net) are non-trade in nature, unsecured, interest-free, repayable on demand, except for certain amounts due from subsidiaries amounting to S\$13,801,000 (2022: S\$13,001,000) which bears effective interest rate at 4.25% to 7.43% (2022: 4.25%) per annum. Amounts due from subsidiaries are denominated in Singapore dollar as at reporting date.

25. Cash and cash equivalents

	Group		Company	
	2023	2022	2023	2022
	S\$'000	S\$'000	S\$'000	S\$'000
Cash and bank balances	15,593	14,798	511	326
Fixed deposits placed with banks	5,805	4,334	–	–
	21,398	19,132	511	326

Cash at banks earns interest at floating rates based on daily bank deposit rates.

The fixed deposits of S\$2,980,000 (2022: S\$3,090,000) were pledged to financial institutions as securities for banking facilities and performance guarantees of the Group.

Fixed deposits of the Group bear interest rates ranging from 0.05% to 4.54% (2022: 0.05% to 1.85%) per annum with average maturity period ranging from one to twelve months (2022: one to twelve months) at the end of the financial year.

The Group's and the Company's cash and cash equivalents are denominated in the following currencies as at reporting date:

	Group		Company	
	2023	2022	2023	2022
	S\$'000	S\$'000	S\$'000	S\$'000
Singapore dollar	12,191	9,277	449	284
Chinese Renminbi	1,238	2,405	–	–
Malaysian Ringgit	2,713	2,577	–	–
Thai Baht	1,253	1,519	–	–
United States dollar	1,602	2,067	62	42
Vietnamese Dong	2,214	1,287	–	–
India Rupee	187	–	–	–
	21,398	19,132	511	326

For the purpose of the consolidated statement of cash flows, cash and cash equivalents comprise the following at the end of the financial year:

	Group	
	2023	2022
	S\$'000	S\$'000
Cash and bank balances	21,398	19,132
Fixed deposits pledged	(2,980)	(3,090)
Cash and cash equivalents	18,418	16,042

NOTES TO THE FINANCIAL STATEMENTS

For the financial year ended 31 March 2023

26. Share capital

	Group		Company	
	No. of shares		No. of shares	
	'000	S\$'000	'000	S\$'000
Issued and fully paid, with no par value				
2023				
At beginning and end of financial year	388,867	53,086	388,867	82,614
2022				
At beginning and end of financial year	388,867	53,086	388,867	82,614

The holders of ordinary shares are entitled to receive dividends as declared from time to time and are entitled to one vote per share at meetings of the Company.

Chasen Performance Share Plan

The Chasen Performance Share Plan 2017 (the "Plan 2017") which was proposed to replace the expired Chasen Performance Share Plan 2007 (the "Plan 2007"), was approved and adopted by the members of the Company at the Extraordinary General Meeting held on 28 July 2017. Under the new Plan 2017, there is no significant change in terms of administration, rights and rationale as compared to the expired Plan 2007.

The Plan 2017 is administered by the Remuneration Committee which comprises Chew Mun Yew (Chairman), Chew Choy Seng and Lim Yew Si.

Under the Plan 2017, eligible participants are conferred rights by the Company on shares to be issued or transferred ("Awards"). The Plan 2017 contemplates the award of fully paid shares free of charge when and after pre-determined performance or service conditions are accomplished and/or due recognition is given to any good work performance and/or any significant contribution to the Company.

The rationale of the share-based incentive scheme is to provide an opportunity for the directors and full-time employees of the Group to participate in the equity of the Company so as to align their interest with that of the shareholders. It would also give recognition to employees of the Group who have contributed to its success and to motivate them to greater dedication, loyalty and higher standard of performance. The participants are not required to pay for the grant of Awards or for the shares allocated pursuant to the Awards.

As at 31 March 2023, no performance shares are awarded under the Plan 2017.

27. Treasury shares

	Group and Company			
	2023		2022	
	No. of shares		No. of shares	
	'000	S\$'000	'000	S\$'000
At beginning and end of financial year	1,841	145	1,841	145

Treasury shares relate to ordinary shares of the Company that is held by the Company.

NOTES TO THE FINANCIAL STATEMENTS

For the financial year ended 31 March 2023

28. Other reserves

Capital reserve

	Group		Company	
	2023	2022	2023	2022
	S\$'000	S\$'000	S\$'000	S\$'000
Liten Logistics Services Pte Ltd ⁽ⁱ⁾	1,298	1,298	-	-
Global Technology Synergy Pte Ltd ⁽ⁱ⁾	70	70	-	-
Amber Digital Solutions (Beijing) Pte Ltd ⁽ⁱⁱ⁾	409	409	-	-
City Zone Express Pte Ltd ^{(i),(iii)}	(348)	(348)	100	100
Hup Lian Engineering Pte Ltd ⁽ⁱ⁾	(2,030)	(2,030)	-	-
City Zone Bonded Warehouse Sdn. Bhd.	(30)	(30)	-	-
City Zone Express (Shanghai) Pte Ltd	(240)	(240)	-	-
City Zone Express Vietnam Company Limited	(24)	(24)	-	-
Chasen Transport Logistic Co., Ltd	140	140	-	-
	(755)	(755)	100	100

⁽ⁱ⁾ Represents net gain/(loss) on fair value changes arising from the net assets or liabilities of subsidiaries acquired.

⁽ⁱⁱ⁾ Represents fair value of consideration injected in an associate.

⁽ⁱⁱⁱ⁾ Capital reserve at Company level represents allotment of ordinary shares to a wholly-owned subsidiary via capitalization of its retained profits at the sole discretion of the Company's directors and accordingly classified as deemed equity.

Foreign currency translation reserve

Foreign currency translation reserve represents exchange differences arising from the translation of the financial statements of foreign operations whose functional currencies are different from that of the Group's presentation currency.

Fair value adjustment reserve

Fair value adjustment reserve represents the cumulative fair value changes, net of tax, of financial assets at FVTOCI until they are disposed of or impaired.

	Group		Company	
	2023	2022	2023	2022
	S\$'000	S\$'000	S\$'000	S\$'000
At beginning of financial year	(9,852)	(5,220)	(5,220)	(5,220)
Net loss on fair value change of other investments	(72)	(4,632)	-	-
At end of financial year	(9,924)	(9,852)	(5,220)	(5,220)

NOTES TO THE FINANCIAL STATEMENTS

For the financial year ended 31 March 2023

28. Other reserves (Continued)

Assets revaluation reserve

Assets revaluation reserve represents increases in the fair value of land use rights, leasehold land and buildings, net of tax, and decreases to the extent that such decrease relates to an increase on the same asset previously recognized in equity.

	Group	
	2023	2022
	S\$'000	S\$'000
Beginning of financial year	10,753	6,101
Revaluation gains from leasehold land and buildings (Note 12)	1,757	5,896
Revaluation gains from land use rights (Note 17)	26	17
Tax on revaluation gains (Note 31)	(298)	(1,083)
Less: Non-controlling interest	–	(178)
At end of financial year	12,238	10,753

29. Bank loans

	Group		Company	
	2023	2022	2023	2022
	S\$'000	S\$'000	S\$'000	S\$'000
Bank loans	68,297	64,818	17,210	9,939

Bank loans are repayable over a period of 1 month to 15 years (2022: 1 month to 15 years), as follows:

	Group		Company	
	2023	2022	2023	2022
	S\$'000	S\$'000	S\$'000	S\$'000
Within one year	43,369	41,686	9,916	6,391
After one year but within five years	17,222	11,698	7,294	3,267
After five years	7,706	11,434	–	281
	24,928	23,132	7,294	3,548
	68,297	64,818	17,210	9,939

The effective interest rates per annum are as follows:

	Group		Company	
	2023	2022	2023	2022
	%	%	%	%
Bank loans	2.00 to 7.76	1.68 to 6.25	2.00 to 6.99	2.00 to 6.25

NOTES TO THE FINANCIAL STATEMENTS

For the financial year ended 31 March 2023

29. Bank loans (Continued)

The banking facilities are secured by the following:

- (a) legal mortgage of the Group's investment properties and leasehold buildings;
- (b) corporate guarantee by the Company and a subsidiary, Chasen Logistics Services Limited;
- (c) pledge of fixed deposits amounting to about S\$2,980,000 (2022: S\$3,090,000) (Note 25);
- (d) personal guarantee from directors of certain subsidiaries that are not wholly-owned by the Group;
- (e) assignment of investment in insurance contract (Note 19).

The carrying amounts of the Group's and the Company's bank loans approximate their fair values.

The Group's and the Company's bank loans are denominated in the following currencies as at reporting date:

	Group		Company	
	2023 S\$'000	2022 S\$'000	2023 S\$'000	2022 S\$'000
Singapore dollar	44,257	39,413	17,210	9,939
Chinese Renminbi	10,156	9,890	-	-
Malaysian Ringgit	13,765	15,515	-	-
United States dollar	119	-	-	-
	68,297	64,818	17,210	9,939

30. The Group as a lessee

The Group leases land under a 20 to 43 year lease arrangement, with no option to renew the lease after that date. The Group has made an upfront payment to secure the right-of-use of the 20 to 43 year leasehold land. This lease also contains a variable lease payment that are based on a percentage of the land rent paid by the landlord to Jurong Town Corporation.

The Group leases building, warehouse and certain equipment for 1 to 5 years and rentals are fixed for an average of 1 to 5 years.

The Group leases motor vehicles and certain plant and machinery for 3 to 7 years. All leases are on a fixed repayment basis and no arrangements have been entered into for contingent rental payments. The Group's obligations under such leases are secured by the lessors' title to the leased assets, which will revert to the lessors in the event of default by the Group.

Extension options

The Group has several lease contracts with extension options exercisable by the Group up to 180 days before the end of the non-cancellable contract period. These extension options are exercisable by the Group and not by the lessors. The extension options are used by the Group to provide operation flexibility in terms of managing the assets used in the Group's operation. As at 31 March 2023, the Group is not reasonably certain that they will exercise these extension options. Hence, did not include the extension period in the lease term. Potential future undiscounted lease payments not included in lease liabilities, total S\$1,919,000 (2022: S\$1,919,000).

Recognition exemptions

The Group has certain office leases, warehouse leases and rented apartments with lease terms of 12 months or less. For such leases, the Group has elected not to recognize right-of-use assets and lease liabilities.

NOTES TO THE FINANCIAL STATEMENTS

For the financial year ended 31 March 2023

30. The Group as a lessee (Continued)

(a) Right-of-use assets

The carrying amount of right-of-use assets by class of underlying asset classified within property, plant and equipment are as follows:

	Leasehold land and buildings S\$'000	Transportation equipment S\$'000	Tools and equipment S\$'000	Furniture, fittings and office equipment S\$'000	Total S\$'000
Group					
At 1 April 2021	10,095	4,331	1,679	6	16,111
Additions	10,251	3,292	31	390	13,964
Expiry of lease	–	(333)	(92)	–	(425)
Depreciation	(6,057)	(2,005)	(312)	(149)	(8,523)
Exchange translation differences	43	(13)	18	(1)	47
At 31 March 2022	14,332	5,272	1,324	246	21,174
Additions	13,180	4,805	465	183	18,633
Expiry of lease	–	(997)	(808)	(5)	(1,810)
Depreciation	(7,884)	(1,545)	(287)	(97)	(9,813)
Exchange translation Differences	(382)	(20)	3	–	(399)
At 31 March 2023	19,246	7,515	697	327	27,785

	Leasehold land and buildings S\$'000
Company	
At 1 April 2021	594
Depreciation	(30)
At 31 March 2022	564
Depreciation	(30)
At 31 March 2023	534

The total cash outflows for leases during the financial year ended 31 March 2023 is S\$7,730,000 (2022: S\$8,243,000).

(b) Lease liabilities

	Group		Company	
	2023 S\$'000	2022 S\$'000	2023 S\$'000	2022 S\$'000
Lease liabilities - non-current	18,631	12,043	545	568
Lease liabilities - current	11,282	7,485	23	22
	29,913	19,528	568	590

NOTES TO THE FINANCIAL STATEMENTS

For the financial year ended 31 March 2023

30. The Group as a lessee (Continued)

(b) Lease liabilities (Continued)

The maturity analysis of lease liabilities is disclosed in Note 40.

Lease liabilities are denominated in the following currencies as at reporting date:

	Group		Company	
	2023	2022	2023	2022
	S\$'000	S\$'000	S\$'000	S\$'000
Singapore dollar	15,100	10,695	568	590
Chinese Renminbi	5,163	2,948	–	–
Malaysian Ringgit	9,162	5,498	–	–
Thai Baht	488	387	–	–
	29,913	19,528	568	590

(c) Amounts recognized in profit or loss

	Group	
	2023	2022
	S\$'000	S\$'000
Interest expense on lease liabilities	1,212	817
Expense relating to short-term leases	6,547	11,750

31. Deferred tax

	Group	
	2023	2022
	S\$'000	S\$'000
Deferred tax assets	1,234	1,251
Deferred tax liabilities	(3,907)	(3,732)

Deferred tax assets

The movements in deferred tax position for the financial year are as follows:

	Group	
	2023	2022
	S\$'000	S\$'000
At beginning of financial year	1,251	1,244
Charged to profit or loss	(357)	–
Over-provision in prior financial year	357	–
Exchange translation differences	(17)	7
At end of financial year	1,234	1,251

Deferred tax assets are recognized to the extent that realization of the related tax benefits through future taxable profits is probable.

NOTES TO THE FINANCIAL STATEMENTS

For the financial year ended 31 March 2023

31. Deferred tax (Continued)

Deferred tax assets (Continued)

Unrecognized deferred income tax assets

The following deferred income tax assets are not recognized in the statements of financial position as it is presently uncertain the extent timing and quantum of future taxable profit that will be available against which the Group can utilize the benefits as follows:

	Group	
	2023	2022
	S\$'000	S\$'000
Unabsorbed tax losses	15,796	14,977
Unutilized capital allowances	766	1,048
Property, plant and equipment	84	73
	<u>16,646</u>	<u>16,098</u>
Unrecognized deferred tax benefits	<u>3,039</u>	<u>2,882</u>

Tax losses do not expire under current legislation and are available for set-off against future taxable profits subject to meeting certain statutory requirements by those companies with unrecognized tax losses in their respective country of incorporation. These losses may be carried indefinitely subject to the conditions imposed by law.

Deferred tax liabilities

The movements in deferred tax position for the financial year are as follows:

	Group	
	2023	2022
	S\$'000	S\$'000
At beginning of financial year	(3,732)	(2,367)
Charged to profit or loss	(292)	(140)
Under-provision in prior financial year	357	(115)
Charged to other comprehensive income - fair value adjustment on land and building (Note 28)	(298)	(1,083)
Exchange translation differences	58	(27)
At end of financial year	<u>(3,907)</u>	<u>(3,732)</u>

Deferred tax liabilities principally arise as a result of excess of carrying amount over tax written down value of property, plant and equipment.

32. Trade payables

	Group	
	2023	2022
	S\$'000	S\$'000
Third parties	<u>18,506</u>	<u>18,747</u>

Trade payables are non-interest bearing and the average credit period on purchases of goods is 30 days (2022: 30 days) according to the terms agreed with the suppliers.

NOTES TO THE FINANCIAL STATEMENTS

For the financial year ended 31 March 2023

32. Trade payables (Continued)

The Group's trade payables are denominated in the following currencies as at reporting date:

	Group	
	2023	2022
	S\$'000	S\$'000
Singapore dollar	3,385	5,338
Chinese Renminbi	6,893	5,962
Malaysian Ringgit	3,432	3,795
Thai Baht	1,369	1,924
United States dollar	1,511	1,030
Vietnamese Dong	1,916	698
	<u>18,506</u>	<u>18,747</u>

33. Other payables and accruals

	Group		Company	
	2023	2022	2023	2022
	S\$'000	S\$'000	S\$'000	S\$'000
Amounts due to directors	324	81	–	–
Advance consideration for disposal of other investment	510	510	–	–
Deposits received	4,794	1,008	–	–
Accruals	6,507	6,522	418	395
Other payables	3,120	1,514	80	38
	<u>15,255</u>	<u>9,635</u>	<u>498</u>	<u>433</u>

Amounts due to directors are unsecured, interest-free, and are repayable on demand.

Accruals mainly consist of accrued operating expenses.

Other payables are non-trade in nature, unsecured, interest-free, repayable on demand.

The Group's and the Company's other payables and accruals are denominated in the following currencies as at reporting date:

	Group		Company	
	2023	2022	2023	2022
	S\$'000	S\$'000	S\$'000	S\$'000
Singapore dollar	4,244	4,650	498	433
Chinese Renminbi	1,080	1,028	–	–
Malaysian Ringgit	5,036	3,406	–	–
Vietnamese Dong	161	52	–	–
United States dollar	2,289	127	–	–
Thai Baht	130	372	–	–
India Rupee	2,315	–	–	–
	<u>15,255</u>	<u>9,635</u>	<u>498</u>	<u>433</u>

NOTES TO THE FINANCIAL STATEMENTS

For the financial year ended 31 March 2023

34. Operating lease commitments

The Group as lessee

As of 31 March 2023, the Group has commitment for future minimum lease payments under non-cancellable leases in respect of a warehouse as follows:

	Group	
	2023	2022
	S\$'000	S\$'000
Future minimum lease payments payable:		
Within one year	324	-
Within two to five years	324	-

The lease have a tenure of 2 years with having an option to renew the lease subject to certain conditions being met. Lease payments may vary upon renewal to reflect market rentals. There are no restrictions placed upon the Company by entering into these leases.

The Group as lessor

The Group has entered into commercial property leases on its investment property and warehouses. These non-cancellable leases have remaining lease terms of one year. All leases include a clause to enable upward revision of the rental charge on an annual basis based on prevailing market conditions.

At the end of the financial year, future minimum rental receivables under non-cancellable operating leases are as follows:

	Group	
	2023	2022
	S\$'000	S\$'000
Future minimum lease payments receivable:		
Within one year	54	47

35. Capital commitments

	Group	
	2023	2022
	S\$'000	S\$'000
Capital commitments contracted but not provided for:		
- Leasehold building	1,850	596

NOTES TO THE FINANCIAL STATEMENTS

For the financial year ended 31 March 2023

36. Contingencies

Financial guarantees

As at 31 March 2023, the Company has given corporate guarantees amounting to S\$125,050,000 (2022: S\$110,079,000) to certain banks and financial institutions in respect of banking facilities granted to the subsidiaries.

The Company has evaluated the fair value of the corporate guarantee. Consequently, the Company is of the view that the initial recognition of fair value of the guarantees to the banks and financial institutions with regard to the subsidiaries is not significant. The Company has not recognized any liability in respect of the guarantees given for banking facilities granted to the subsidiaries as the Company's directors have assessed that the likelihood of the subsidiaries defaulting on repayment is remote.

As at the end of the financial year, the total amount of banking facilities utilized and outstanding covered by the guarantees is S\$74,586,000 (2022: S\$68,373,000). Such guarantees are in the form of a financial guarantee as they require the Company to reimburse the respective banks if the respective subsidiaries to which the guarantees were extended fail to make principal or interest repayments when due in accordance with the terms of the borrowings. There has been no default or non-repayment since the utilization of the banking facility.

As at the end of the financial year, the Company has also given undertakings to certain subsidiaries to provide continued financial support to these subsidiaries to enable them to meet their obligations as and when they fall due so that they will continue to operate as going concerns in the foreseeable future.

37. Significant related party transactions

During the financial year, in addition to those disclosed elsewhere in these financial statements, the Company entered into the following transactions with related parties:

	Company	
	2023	2022
	S\$'000	S\$'000
<i>Subsidiaries</i>		
Interest income	618	424
Management fee income	2,712	1,793
Loan to subsidiaries	716	433
<i>Key management personnel remuneration</i>		
	Group	
	2023	2022
	S\$'000	S\$'000
Salaries and bonuses	1,723	1,653
Employers' contribution defined contribution plan	112	118
Other allowances	197	241
	2,032	2,012
<i>Comprise amounts paid to:</i>		
Directors of the Company	647	649
Other key management personnel	1,385	1,363
	2,032	2,012
<i>Directors' fees</i>		
Directors of the Company	400	400

The key management personnel comprise directors of the Company, senior management of the Company such as Chief Financial Officer, General Managers and others, and their compensation is disclosed as above.

NOTES TO THE FINANCIAL STATEMENTS

For the financial year ended 31 March 2023

38. Segment information

The Group is organized into business units based on their products and services, and has three reportable segments as follows:

- (a) Specialist Relocation Solutions – being the provision of specialist manpower equipped with specialized material handling tools, equipment and vehicles to relocate machinery and equipment of customers within their premises, from one location to another location within a country, or from one country to another;
- (b) Third Party Logistics – being the provision of packaging, trucking, distribution, freight forwarding, non-bonded and bonded warehousing (with in-house Customs clearance), cargo management and last mile services; and
- (c) Technical & Engineering – being the provision of design, fabrication and installation of steel structures, mechanical and electrical installations including hook-up for production facilities, parts refurbishment, engineering and spares support, facilities management and maintenance, contract manufacturing, process engineering services, 4G & 5G telecommunications, ordnance, solar panel installation, scaffolding equipment and services and construction activities.

Except as indicated above, no operating segments have been aggregated to form the above reportable operating segments.

The Group's reportable segments are strategic business units that are organized based on their function and targeted customer groups. They are managed separately because each business unit requires different skill sets and marketing strategies.

Management monitors the operating results of its business units separately for the purpose of making decisions about resource allocation and performance assessment. Segment performance is evaluated based on operating profit or loss which in certain respects, as explained in the table below, is measured differently from operating profit or loss in the consolidated financial statements. Group financing (including finance expenses) and income taxes are managed on a group basis and are not allocated to operating segments.

Segment revenue and expense are the operating revenue and expense reported in the Group's consolidated statement of comprehensive income that are directly attributable to a segment and the relevant portion of such revenue and expense that can be allocated on a reasonable basis to a segment.

Segment assets consist principally of property, plant and equipment and trade receivables that are directly attributable to a segment.

Unallocated items comprise property, plant and equipment, other receivables, deposits and prepayments, fixed deposits, cash and cash equivalents, bank loans and overdrafts, trade payables, other payables and accruals, deferred tax liabilities, income tax payable, lease liabilities, other operating income and expenses.

The accounting policies of the reportable segments are the same as the Group's accounting policies described in Note 2.25.

NOTES TO THE FINANCIAL STATEMENTS

For the financial year ended 31 March 2023

38. Segment information (Continued)

Analysis by business segment

	Specialist Relocation Solutions		Third Party Logistics		Technical & Engineering		Total	
	2023	2022	2023	2022	2023	2022	2023	2022
	S\$'000	S\$'000	S\$'000	S\$'000	S\$'000	S\$'000	S\$'000	S\$'000
Revenue:								
Total revenue	60,796	66,406	73,093	87,566	53,139	35,638	187,028	189,610
Inter-segment revenue	(1,738)	(1,377)	(15,983)	(22,425)	(5,272)	(614)	(22,993)	(24,416)
External customers	59,058	65,029	57,110	65,141	47,867	35,024	164,035	165,194
Profit from operations	7,956	10,549	12,671	10,935	2,092	2,022	22,719	23,506
Bad debts written off	(22)	(2)	-	(27)	(1)	(112)	(23)	(141)
Depreciation and amortization	(5,966)	(5,877)	(5,333)	(4,061)	(2,570)	(2,594)	(13,869)	(12,532)
Fair value gain on investment property	-	-	-	-	30	80	30	80
Loss/(Gain) on disposal of property, plant and equipment	340	(32)	117	49	60	20	517	37
Loss allowance on financial assets	(65)	(10)	(104)	-	(1,557)	(1,828)	(1,726)	(1,838)
Reversal of loss allowance on financial assets	-	-	-	-	7	573	7	573
Interest income	68	31	9	21	3	11	80	63
Interest expense	(1,693)	(989)	(945)	(712)	(566)	(475)	(3,204)	(2,176)
Unallocated other expenses, net							(499)	(1,089)
Profit before income tax							4,032	6,483
Income tax expenses							(1,980)	(2,231)
Profit for the financial year							2,052	4,252
Reportable segment assets:								
Allocated assets	97,780	79,730	57,461	52,225	46,881	50,009	202,122	181,964
Unallocated assets							7,486	7,144
Total assets							209,608	189,108
Reportable segment liabilities:								
Allocated liabilities	55,974	43,070	35,680	34,902	26,542	28,116	118,196	106,088
Unallocated liabilities							18,838	11,462
Total liabilities							137,034	117,550
Other material non-cash items:								
Depreciation and amortization	6,285	6,176	5,334	4,061	2,570	2,594	14,189	12,831
Capital expenditure								
Property, plant and equipment	3,650	886	5,976	4,399	1,040	1,013	10,666	6,298

NOTES TO THE FINANCIAL STATEMENTS

For the financial year ended 31 March 2023

38. Segment information (Continued)

Analysis by geographical segment

Revenue and non-current assets information based on the geographical location of customers and assets respectively are as follows:

	Revenue		Non-current assets		Capital expenditure	
	2023 S\$'000	2022 S\$'000	2023 S\$'000	2022 S\$'000	2023 S\$'000	2022 S\$'000
Singapore	58,973	49,760	54,347	50,045	2,526	967
PRC	45,111	49,787	11,985	15,309	422	1,187
Malaysia	41,228	42,818	31,808	26,803	6,092	3,502
Thailand	7,277	14,093	926	1,101	418	350
United States of America	496	2,091	705	66	734	-
Vietnam	6,407	6,645	984	776	474	292
India	4,543	-	-	-	-	-
	164,035	165,194	100,755	94,100	10,666	6,298

Information about major customers

Revenue from three major customers (2022: one major customer) amounted to S\$33,032,000 (2022: S\$8,407,000) arising from sales in the Technical and Engineering business segment.

39. Fair value of assets and liabilities

The carrying amounts of cash and cash equivalents, trade and other current receivables and payables, non-current and current bank loans (secured) at floating rate, non-current and current lease liabilities at prevailing market rate, approximate their respective fair values due to the relative short term maturity of these financial instruments. The fair values of other classes of financial assets and liabilities are disclosed in the respective notes to the financial statements.

The fair values of applicable assets and liabilities are determined and categorized using a fair value hierarchy as follows:

- Level 1 – the fair values of assets and liabilities with standard terms and conditions and which trade in active markets that the Group can access at the measurement date are determined with reference to quoted market prices (unadjusted).
- Level 2 – in the absence of quoted market prices, the fair values of the assets and liabilities are determined using the other observable, either directly or indirectly, inputs such as quoted prices for similar assets/liabilities in active markets or included within Level 1, quoted prices for identical or similar assets/liabilities in non-active markets.
- Level 3 – in the absence of quoted market prices included within Level 1 and observable inputs included within Level 2, the fair values of the remaining assets and liabilities are determined in accordance with generally accepted pricing models.

Fair value measurements that use inputs of different hierarchy levels are categorized in its entirety in the same level of the fair value hierarchy as the lowest level input that is significant to the entire measurement.

NOTES TO THE FINANCIAL STATEMENTS

For the financial year ended 31 March 2023

39. Fair value of assets and liabilities (Continued)

The table below analyzes the Group's assets and liabilities that are measured at fair value after initial recognition at the end of the reporting period:

	Note	Level 1		Level 2		Level 3	
		2023	2022	2023	2022	2023	2022
		S\$'000	S\$'000	S\$'000	S\$'000	S\$'000	S\$'000
Group							
<i>Financial assets:</i>							
Financial assets at FVTOCI	19	-	-	-	-	293	-
<i>Non-financial assets:</i>							
Investment property	11	-	-	960	930	-	-
Property, plant and equipment							
- Leasehold land and buildings	12	-	-	-	-	43,672	43,903
Land use rights	17	-	-	-	-	1,168	1,292
		-	-	-	-	44,840	45,195
Company							
<i>Non-financial assets:</i>							
Investment property	11	-	-	-	-	6,200	6,000

Level 2

Investment property

For investment property of the Group, the valuation technique has been described in Note 11.

There has been no change in the valuation techniques from the last financial year.

NOTES TO THE FINANCIAL STATEMENTS

For the financial year ended 31 March 2023

39. Fair value of assets and liabilities (Continued)

Level 3

The fair value of unquoted equity securities, insurance contract and leasehold land and buildings and land use rights included in Level 3 is determined as follows:

Description	Fair value at 31 March S\$'000	Valuation technique	Significant unobservable inputs	Range of unobservable inputs	Relationship of unobservable input to fair value
<u>Group</u>					
<u>2023</u>					
Unquoted equity securities	–	Comparable market approach	Price to book ratio	1.15 – 1.51	An increase will result in an increase in fair value
Insurance contract	293	Net surrender value	Rate of return	0% – 4.25%	An increase will result in an increase in fair value
Leasehold land and buildings and land use rights	44,840	Comparable market approach	Price per square foot	S\$95 – S\$250 (Singapore) S\$35 – S\$85 (Malaysia) S\$33 (PRC)	An increase will result in an increase in fair value
		Depreciated replacement cost approach	Unit cost of construction	S\$74 (Malaysia) S\$222 (PRC)	An increase will result in an increase in fair value
<u>2022</u>					
Unquoted equity securities	–	Comparable market approach	Price to book ratio	1.31 – 1.84	An increase will result in an increase in fair value
Leasehold land and buildings and land use rights	45,195	Comparable market approach	Price per square foot	S\$72 – S\$194 (Singapore) S\$51 – S\$65 (Malaysia) S\$35 (PRC)	An increase will result in an increase in fair value
		Depreciated replacement cost approach	Unit cost of construction	S\$75 (Malaysia) S\$247 (PRC)	An increase will result in an increase in fair value

NOTES TO THE FINANCIAL STATEMENTS

For the financial year ended 31 March 2023

39. Fair value of assets and liabilities (Continued)

Level 3 (Continued)

Description	Fair value at 31 March S\$'000	Valuation technique	Significant unobservable inputs	Range of unobservable inputs	Relationship of unobservable input to fair value
<u>Company</u>					
<u>2023</u>					
Investment property	6,200	Comparable market approach	Price per square foot	S\$134 – S\$373	An increase will result in an increase in fair value
<u>2022</u>					
Investment property	6,000	Comparable market approach	Price per square foot	S\$72 – S\$171	An increase will result in an increase in fair value

Reconciliation of movements in Level 3 fair value measurement

Company	Investment property S\$'000
At 1 April 2021	5,900
Recognized in profit or loss	100
At 31 March 2022	6,000
Recognized in profit or loss	200
At 31 March 2023	6,200

Valuation policies and techniques

The management of the Group oversees the Group's financial reporting valuation process and is responsible for setting and documenting the Group's valuation policies and procedures. In this regards, the management reports to the Group's Audit Committee.

It is the Group's policy that where assessed necessary by the management, the Group would engage experts to perform significant financial reporting valuations. The management is responsible for selecting and engaging such external experts that possess the relevant credentials and knowledge on the subject of valuation, valuation methodologies, and SFRS(I) 13 *Fair Value Measurement*.

Significant changes in fair value measurements from period to period are evaluated for reasonableness. The management also reviews at least on an annual basis, the appropriateness of the valuation methodologies and assumptions adopted and evaluates the appropriateness and reliability of the inputs (including those developed internally by the Group) used in the valuations.

The analysis and results of the external valuations are then reported to the Audit Committee for the latter's comments before presenting the results to the Board of Directors for approval.

During the financial year, there is no change in the applicable valuation techniques.

NOTES TO THE FINANCIAL STATEMENTS

For the financial year ended 31 March 2023

40. Financial instruments and financial risks

The Group's activities expose it to credit risk, market risk (including foreign currency risk, interest rate risk and equity price risk) and liquidity risk. The Group's overall risk management strategy seeks to minimize adverse effects from the volatility of financial markets on the Group's financial performance.

The Board of Directors is responsible for setting the objectives and underlying principles of financial risk management for the Group. The management then establishes the detailed policies such as authority levels, oversight responsibilities, risk identification and measurement, exposure limits and hedging strategies, in accordance with the objectives and underlying principles approved by the Board of Directors. The Audit Committee provides independent oversight to the effectiveness of the risk management process. It is, and has been throughout the current and previous financial year, the Group's policy that no trading in derivatives for speculative purposes shall be undertaken.

There have been no changes to the Group's exposure to these financial risks or the manner in which it manages and measures the risk. Market risk exposure is measured using sensitivity analysis indicated below.

Credit risk

Credit risk refers to the risk that the counterparty will default on its contractual obligations resulting in a loss to the Group. The Group has adopted a policy of only dealing with creditworthy counterparties and obtaining sufficient collateral where appropriate, as a means of mitigating the risk of financial loss from defaults.

The Group's credit risk arises mainly from bank balances, trade and other receivables as well as contract assets. Bank balances are mainly deposits with banks with high credit-ratings assigned by international credit rating agencies and the Group does not expect the impairment loss from bank balances to be material, if any.

To assess and manage its credit risk, the Group categorizes the aforementioned financial assets and contract assets according to their risk of default. The Group defines default to have taken place when internal or/and external information indicates that the financial asset is unlikely to be received, which could include a breach of debt covenant, and/or where contractual payments are 90 days past due as per SFRS(I) 9's presumption.

In their assessment, the management considers, amongst other factors, the latest relevant credit ratings from reputable external rating agencies where available and deemed appropriate, historical credit experiences, latest available financial information and latest applicable credit reputation of the debtor.

The Group's internal credit risk grading categories are as follows:

Category	Description	Basis of recognizing ECL
1	Low credit risk ^{Note 1}	12-months ECL
2	Non-significant increase in credit risk since initial recognition and financial asset is \leq 30 days past due	12-months ECL
3	Significant increase in credit risk since initial recognition ^{Note 2} or financial asset is > 30 days past due	Lifetime ECL
4	Evidence indicates that financial asset is credit-impaired ^{Note 3}	Difference between financial asset's gross carrying amount and present value of estimated future cash flows discounted at the financial asset's original effective interest rate
5	Evidence indicates that the management has no reasonable expectations of recovering the write off amount ^{Note 4}	Written off

NOTES TO THE FINANCIAL STATEMENTS

For the financial year ended 31 March 2023

40. Financial instruments and financial risks (Continued)

Credit risk (Continued)

Note 1. Low credit risk

The financial asset is determined to have low credit risk if the financial asset has a low risk of default, the counterparty has a strong capacity to meet its contractual cash flow obligations in the near term and adverse changes in economic and business conditions in the longer term may, but will not necessarily, reduce the ability of the counterparty to fulfil its contractual cash flow obligations. Generally, this is the case when the Group assesses and determines that the debtor has been, is in and is highly likely to be, in the foreseeable future and during the (contractual) term of the financial asset, in a financial position that will allow the debtor to settle the financial asset as and when it falls due.

Note 2. Significant increase in credit risk

In assessing whether the credit risk of the financial asset has increased significantly since initial recognition, the Group compares the risk of default occurring on the financial asset as of reporting date with the risk of default occurring on the financial asset as of date of initial recognition, and considered reasonable and supportable information, that is available without undue cost or effort, that is indicative of significant increases in credit risk since initial recognition. In assessing the significance of the change in the risk of default, the Group considers both past due (i.e. whether it is more than 30 days past due) and forward looking quantitative and qualitative information. Forward looking information includes the assessment of the latest performance and financial position of the debtor, adjusted for the Group's future outlook of the industry in which the debtor operates based on independently obtained information (e.g. expert reports, analyst's reports etc.) and the most recent news or market talks about the debtor, as applicable. In its assessment, the Group will generally, for example, assess whether the deterioration of the financial performance and/or financial position, adverse change in the economic environment (country and industry in which the debtor operates), deterioration of credit risk of the debtor, etc. is in line with its expectation as of the date of initial recognition of the financial asset. Irrespective of the outcome of the above assessment, the Group presumes that the credit risk on a financial asset has increased significantly since initial recognition when contract payments are > 30 days past due, unless the Group has reasonable and supportable information that demonstrates otherwise.

Note 3. Credit impaired

In determining whether financial asset is credit-impaired, the Group assesses whether one or more events that have a detrimental impact on the estimated future cashflows of the financial asset have occurred. Evidence that a financial asset is credit impaired includes the following observable data:

- Significant financial difficulty of the debtor;
- Breach of contract, such as a default or being more than 90 days past due;
- It is becoming probable that the debtor will enter bankruptcy or other financial reorganization; or
- The disappearance of an active market for the financial asset because of financial difficulties.

NOTES TO THE FINANCIAL STATEMENTS

For the financial year ended 31 March 2023

40. Financial instruments and financial risks (Continued)

Credit risk (Continued)

Note 4. Write off

Generally, the Group writes off, partially or fully, the financial asset when it assesses that there is no realistic prospect of recovery of the amount as evidenced by, for example, the debtor's lack of assets or income sources that could generate sufficient cashflows to repay the amounts subjected to the write-off.

The Group performs ongoing credit evaluation of its counterparties' financial condition and generally does not require collateral.

During the financial year ended 31 March 2023, the Group wrote off S\$22,000 and S\$1,000 (2022: S\$141,000 and S\$Nil) of trade and other receivables respectively. The amounts were trade and other receivables from third parties which had been long outstanding and were not secured. In consideration of the aforementioned factors and the financial ability of the debtors, the Group assessed there was no reasonable expectation of recovery.

The Group and Company do not have any significant credit exposure to any single counterparty or any groups of counterparties having similar characteristics.

With reference to Note 36, the Company provides financial guarantees to certain banks in respect of bank facilities granted to certain subsidiaries. The date when the Company becomes a committed party to the guarantee is considered to be the date of initial recognition for the purpose of assessing the financial asset for impairment. In determining whether there has been a significant risk of a default occurring on the drawn-down facilities, the Company considered the change in the risk that the specified debtor (i.e. the applicable subsidiaries) will default on the contract. The Company assessed that the credit risk relating to the financial guarantees is insignificant to the Company.

As at the end of the financial year, other than as disclosed above, there was no significant concentration of credit risk. The maximum exposure to credit risk is represented by the carrying amount of each financial asset in the statements of financial position.

Trade receivables (Note 22) and contract assets (Note 21)

The Group uses the practical expedient under SFRS(I) 9 in the form of allowance matrix to measure the ECL for trade receivables and contract assets, where the loss allowance is equal to lifetime ECL.

The ECL for trade receivables and contract assets are estimated using an allowance matrix by reference to the historical credit loss experience of the customers for the last 3 years prior to the respective reporting dates for various customer groups that are assessed by geographical locations, adjusted for forward looking factors specific to the debtors and the economic environment which could affect the ability of the debtors to settle the financial assets. In considering the impact of the economic environment on the ECL rates, the Company assesses, for example, the gross domestic production growth rates of the countries (e.g. Singapore, China, Vietnam, Malaysia) and the growth rates of the major industries which its customers operate in.

Trade receivables and contract assets are written off when there is evidence to indicate that the customer is in severe financial difficulty such as being under liquidation or bankruptcy and there are no reasonable expectations for recovering the outstanding balances.

In the prior financial year, allowance made related to debtors with significant financial difficulties. The management estimated the irrecoverable amounts by reference to past default experience. If repeated reminders and letters of demand to settle overdue payments fail to yield results, the Group will make allowances or write off the debts on a case-by-case basis.

NOTES TO THE FINANCIAL STATEMENTS

For the financial year ended 31 March 2023

40. Financial instruments and financial risks (Continued)

Credit risk (Continued)

The loss allowance for trade receivables and contract assets are determined as follows:

	Contract assets	Current	Trade receivables				Total
			Past due 1 to 30 days	Past due 31 to 60 days	Past due 61 to 90 days	Past due more than 90 days	
31 March 2023							
Expected credit loss rates	0%	0%	0%	0%	0%	65%	
Total gross carrying amount (\$'000)	993	42,074	7,368	1,883	686	9,889	61,900
Loss allowance (\$'000)	-	-	-	-	-	6,450	6,450
31 March 2022							
Expected credit loss rates	0%	0%	0%	0%	0%	61%	
Total gross carrying amount (\$'000)	1,008	34,208	8,143	2,076	773	9,331	54,531
Loss allowance (\$'000)	-	-	-	-	-	5,658	5,658

Other receivables and deposits paid (Note 23)

As of 31 March 2023, the Group recorded other receivables and deposits paid of S\$13,160,000 (2022: S\$10,514,000). Other than credit-impaired receivables classified under category 4, the Group assessed the impairment loss allowance of these amounts on a 12-month ECL basis consequent to their assessment and conclusion that the other receivables and deposits paid are made to parties with good credit reputation and there has been no significant increase in the credit risk since the initial recognition of the financial asset. Using 12-month ECL, The expected loss allowance on the Group's other receivables as at 31 March 2023 is S\$1,606,000 (2022: S\$1,545,000,000).

Amounts due from subsidiaries (Note 24)

As of 31 March 2023, the Company recorded amounts due from subsidiaries of S\$52,706,000 (2022: S\$45,725,000) consequent to an extension of loans to the subsidiaries. The Company assessed the impairment loss allowance of these amounts on a 12-month ECL basis consequent to their assessment and conclusion that these receivables are of low credit risk. In its assessment of the credit risk of the subsidiaries, the Company considered amongst other factors, the financial position of the subsidiaries as of 31 March 2023, the past financial performance and cash flow trends, adjusted for the outlook of the industry and economy in which the subsidiaries operate in. Using 12-month ECL, the Company determined that the ECL is insignificant.

NOTES TO THE FINANCIAL STATEMENTS

For the financial year ended 31 March 2023

40. Financial instruments and financial risks (Continued)

Credit risk (Continued)

The movement in the loss allowance during the financial year and the Group's and Company's exposure to credit risk in respect of the trade receivables and accrued revenue, other receivables and sundry deposits are as follows:

Group Internal credit risk grading	Note (i) S\$'000	Trade receivables		Total S\$'000	Contract assets Note (i) S\$'000	Total S\$'000	Other receivables and deposits		
		Category 4 S\$'000	Category 5 S\$'000				Category 1 S\$'000	Category 4 S\$'000	Category 5 S\$'000
Loss allowance									
At 1 April 2021									
Reclassification between categories	623 (453)	5,284 (870)	-	5,907	-	-	163	1,690	-
Currency realignment	-	91	1,323	-	-	-	(163)	(415)	578
Allowance for impairment loss	10	1,546	-	1,556	-	-	-	(12)	-
Write-off of receivables	-	-	(1,323)	(1,323)	-	-	-	282	-
Write-back of receivables	-	(573)	-	(573)	-	-	-	(578)	(578)
At 31 March 2022									
Reclassification between categories	180 (445)	5,478 126	-	5,658	-	-	-	1,545	-
Currency realignment	-	(136)	319	-	-	-	-	-	-
Allowance for impairment loss	1,254	-	-	(136)	-	-	-	(6)	-
Write-off of receivables	-	-	-	1,254	-	-	71	402	-
Write-back of receivables	-	(7)	(319)	(319)	-	-	-	(258)	-
At 31 March 2023									
	989	5,461	-	6,450	-	-	71	1,535	-
Gross carrying amount									
At 31 March 2022	49,053	5,478	-	54,531	1,008	1,008	10,537	1,545	-
At 31 March 2023	56,277	5,623	-	61,900	993	993	13,231	1,535	-
Net carrying amount									
At 31 March 2022	48,873	-	-	48,873	1,008	1,008	10,537	-	-
At 31 March 2023	55,288	162	-	55,450	993	993	13,160	-	-

Note (i): For trade receivables and contract assets, the Group uses the practical expedient under SFRS(I) 9 in the form of an allowance matrix to measure the ECL, where the loss allowance is equal to lifetime ECL.

The Group's impaired trade receivables at 31 March 2023 had a gross carrying amount of S\$1,260,000 (2022: S\$1,560,000). At 31 March 2023, an impairment loss of the Group of S\$5,478,000 (2022: S\$5,478,000) were related to the individual impairment losses of several customers that the Group was not expecting to be able to collect the outstanding balances, mainly due to economic circumstances.

NOTES TO THE FINANCIAL STATEMENTS

For the financial year ended 31 March 2023

40. Financial instruments and financial risks (Continued)

Credit risk (Continued)

Company	Other receivables		Amounts due from subsidiaries	
	Category 1 S\$'000	Total S\$'000	Category 1 S\$'000	Total S\$'000
Internal credit risk grading				
Loss allowance				
At 1 April 2021 and 31 March 2022 and 31 March 2023	–	–	–	–
Gross carrying amount				
At 31 March 2022	64	64	45,725	45,725
At 31 March 2023	45	45	52,706	52,706
Net carrying amount				
At 31 March 2022	64	64	45,725	45,725
At 31 March 2023	45	45	52,706	52,706

Market risk

Market risk is the risk that changes in market prices, such as interest rates and foreign exchange rates will affect the Group's income or the value of its holdings of financial instruments. The Group's activities expose it primarily to the financial risks of changes in foreign currency exchange rates and interest rates. The objective of market risk management is to manage and control market risk exposures within acceptable parameters, while optimizing the return on risk.

Foreign currency risk

The Group transacts business in various foreign currencies, including, Singapore dollar ("SGD"), Chinese Renminbi ("RMB"), Vietnamese Dong ("VND"), Malaysian Ringgit ("MYR"), Thai Baht ("THB"), and United States dollar ("USD"), other than the respective functional currencies of the Group, and hence is exposed to foreign currency risk. The Group ensures that the net exposure is kept to an acceptable level by buying or selling foreign currencies at spot rates where necessary to address short-term imbalances.

The carrying amounts of the Group's and the Company's foreign currency denominated monetary assets and monetary liabilities as at the end of the financial year are as follows:

	Group		Company	
	2023 S\$'000	2022 S\$'000	2023 S\$'000	2022 S\$'000
Monetary assets				
SGD	5,493	762	–	–
MYR	65	65	–	–
THB	25	32	–	–
USD	5,859	10,318	61	42
Monetary liabilities				
SGD	197	3	–	–
MYR	8	8	–	–
RMB	3	3	–	–
THB	211	58	–	–
USD	633	898	–	–

NOTES TO THE FINANCIAL STATEMENTS

For the financial year ended 31 March 2023

40. Financial instruments and financial risks (Continued)

Market risk (Continued)

Foreign currency risk (Continued)

Foreign currency sensitivity analysis

The Group is mainly exposed to SGD, RMB, VND, MYR, THB and USD.

The following table details the Group's sensitivity to a 10% change in various foreign currencies against the respective functional currencies of the Group entities. The sensitivity analysis assumes an instantaneous 10% change in the foreign currency exchange rates from the end of the financial year, with all variables held constant.

		Increase/Decrease in Profit or Loss	
		2023	2022
		S\$'000	S\$'000
Monetary liabilities			
Group			
Strengthens/weakens against SGD			
MYR		6	6
USD		242	298
Strengthens/weakens against RMB			
USD		19	214
Strengthens/weakens against MYR			
SGD		291	76
THB		6	3
USD		243	401
Strengthens/weakens against VND			
USD		16	9
Company			
Strengthens/weakens against SGD			
USD		6	4

Interest rate risk

Interest rate risk is the risk that the fair value or future cash flows of a financial instrument will fluctuate because of changes in market interest rates.

The Group's interest rate risk relates to interest bearing liabilities.

The Group's policy is to maintain an efficient and optimal interest cost structure using a combination of fixed and variable rate debts, and long and short-term borrowings.

The Group's interest rate risk arises primarily from the floating rate borrowings with financial institutions.

The Group's and the Company's exposure to interest rate risk are disclosed on Note 29 to the financial statements.

NOTES TO THE FINANCIAL STATEMENTS

For the financial year ended 31 March 2023

40. Financial instruments and financial risks (Continued)

Market risk (Continued)

Interest rate risk (Continued)

Interest rate sensitivity analysis

The sensitivity analysis below has been determined based on the exposure to interest rate risk for both derivatives and non-derivative instruments at the end of the financial year. For floating rate liabilities, the analysis is prepared assuming the amount of liability outstanding at the end of the financial year was outstanding for the whole year. The sensitivity analysis assumes an instantaneous 5% (2022: 5%) change in the interest rates from the end of the financial year, with all variables held constant.

	Increase/Decrease in Profit or Loss			
	Group		Company	
	2023 S\$'000	2022 S\$'000	2023 S\$'000	2022 S\$'000
Bank loans	2,798	2,624	619	256

Liquidity risk

Liquidity risk refers to the risk in which the Group encounters difficulties in meeting its short-term obligations. Liquidity risk is managed by matching the payment and receipt cycle. The Group's and the Company's exposure to liquidity risk arises primarily from mismatches of the maturities of financial assets and liabilities. The Group and the Company monitor their liquidity risk and maintain a level of cash and cash equivalents deemed adequate by management to finance the Group's and the Company's operations and to mitigate the effects of fluctuations in cash flows. The Group's and the Company's objective is to maintain a balance between continuity of funding and flexibility through the use of stand-by credit facilities.

The repayment terms of bank loans and lease payables are disclosed in Notes 29 and 30 to these financial statements respectively.

The Group has access to credit facilities as follows:

	Group	
	2023 S\$'000	2022 S\$'000
Unutilized credit facilities		
Bank overdraft facilities	766	500
Trade facilities	7,000	12,333
Finance lease facilities	3,642	2,782
Term loan facilities	11,790	9,759

NOTES TO THE FINANCIAL STATEMENTS

For the financial year ended 31 March 2023

40. Financial instruments and financial risks (Continued)

Liquidity risk (Continued)

The following table details the Group's remaining contractual maturity for its non-derivative financial instruments. The table has been drawn up based on contractual undiscounted cash flows of financial instruments based on the earlier of the contractual date or when the Group is expected to receive or (pay). The table includes both interest and principal cash flows.

Group	1 year or less S\$'000	1 to 5 years S\$'000	Over 5 years S\$'000	Total S\$'000
2023				
Financial assets:				
Trade and other receivables	68,409	201	–	68,610
Cash and cash equivalents	21,398	–	–	21,398
	89,807	201	–	90,008
Financial liabilities:				
Bank loans	43,429	17,304	7,705	68,438
Lease liabilities	12,441	13,507	9,460	35,408
Trade and other payables	33,761	–	–	33,761
	89,631	30,811	17,165	137,607
Total net undiscounted financial assets/ (liabilities)	176	(30,610)	(17,165)	(47,599)
2022				
Financial assets:				
Trade and other receivables	59,139	271	–	59,410
Cash and cash equivalents	19,132	–	–	19,132
	78,271	271	–	78,542
Financial liabilities:				
Bank loans	41,856	13,636	9,757	65,249
Lease liabilities	8,161	9,008	6,037	23,206
Trade and other payables	28,382	–	–	28,382
	78,399	22,644	15,794	116,837
Total net undiscounted financial liabilities	(128)	(22,373)	(15,794)	(38,295)

NOTES TO THE FINANCIAL STATEMENTS

For the financial year ended 31 March 2023

40. Financial instruments and financial risks (Continued)

Liquidity risk (Continued)

Company	1 year or less S\$'000	1 to 5 years S\$'000	Over 5 years S\$'000	Total S\$'000
2023				
Financial assets:				
Other receivables	45	–	–	45
Amounts due from subsidiaries	52,706	–	–	52,706
Cash and cash equivalents	511	–	–	511
	53,262	–	–	53,262
Financial liabilities:				
Bank loans	9,916	7,294	–	17,210
Lease liabilities	43	173	551	767
Trade and other payables	498	–	–	498
Maximum amount of financial guarantee	35,868	–	–	35,868
	46,325	7,467	551	54,343
Total net undiscounted financial assets/ (liabilities)	6,937	(7,467)	(551)	(1,081)
2022				
Financial assets:				
Other receivables	64	–	–	64
Amounts due from subsidiaries	45,725	–	–	45,725
Cash and cash equivalents	326	–	–	326
	46,115	–	–	46,115
Financial liabilities:				
Bank loans	6,391	3,267	281	9,939
Lease liabilities	43	173	594	810
Trade and other payables	433	–	–	433
Maximum amount of financial guarantee	31,588	–	–	31,588
	38,455	3,440	875	42,770
Total net undiscounted financial assets/ (liabilities)	7,660	(3,440)	(875)	3,345

NOTES TO THE FINANCIAL STATEMENTS

For the financial year ended 31 March 2023

40. Financial instruments and financial risks (Continued)

Liquidity risk (Continued)

Financial instruments by category

The carrying amount of the different categories of financial instruments is as disclosed on the face of the statements of financial position and as follows:

	Group		Company	
	2023	2022	2023	2022
	S\$'000	S\$'000	S\$'000	S\$'000
Financial assets at amortized cost				
Trade and other receivables	77,410	65,731	68	81
Less: Prepayments	(8,800)	(6,321)	(23)	(17)
	68,610	59,410	45	64
Amounts due from subsidiaries	-	-	52,706	45,725
Cash and cash equivalents	21,398	19,132	511	326
Total	90,008	78,542	53,262	46,115
Financial assets classified as:				
- FVTOCI	293	-	-	-
Financial liabilities at amortized cost				
Bank loans	68,297	64,818	17,210	9,939
Lease liabilities	29,913	19,528	568	590
Trade and other payables	33,761	28,382	498	433
Total	131,971	112,728	18,276	10,962

41. Capital management policies and objectives

The Group manages its capital to ensure that entities in the Group will be able to continue as a going concern while maximizing the return to stakeholders through optimization of debt and equity balance except where decisions are made to exit businesses or close companies.

The capital structure of the Group consists of debts, which includes the borrowings disclosed in Note 29 and equity attributable to owners of the Company, comprising issued capital and reserves as disclosed in Notes 26, 27 and 28.

The Group's management reviews the capital structure on a regularly basis. As part of this review, management considers the cost of capital and the risks associated with each class of capital. Upon review, the Group will balance its overall capital structure through the payment of dividends to shareholders, return capital to shareholders or issue new shares and share buy-backs. The Group's overall strategy remains unchanged from 31 March 2022.

Management monitors capital based on a gearing ratio of less than one. The gearing ratio is calculated as net debt divided by total capital. Net debt is calculated as total debts (excluding bank overdrafts, income tax payable and deferred tax liabilities as shown in the statements of financial position), less cash and cash equivalents (net of bank overdrafts and fixed deposits pledged). Total capital is calculated as total equity as shown in the statements of financial position, plus net debt.

NOTES TO THE FINANCIAL STATEMENTS

For the financial year ended 31 March 2023

41. Capital management policies and objectives (Continued)

	Group		Company	
	2023	2022	2023	2022
	S\$'000	S\$'000	S\$'000	S\$'000
Total debts	131,971	112,728	18,276	10,962
Less:				
Cash and cash equivalents (Note 25)	(18,418)	(16,042)	(511)	(326)
Net debt	113,553	96,686	17,765	10,636
Total equity	72,574	71,558	78,893	78,884
Total capital	186,127	168,244	96,658	89,520
Gearing ratio	0.61	0.57	0.18	0.12

There were no changes in the Group's approach to capital management during the year. Some of the Group's subsidiaries are subject to externally imposed capital requirements in the form of loan covenants for the financial years ended 31 March 2023 and 31 March 2022. These externally imposed capital requirements have been complied with as at the respective balance sheet dates.

42. Events subsequent to the reporting date

On April 2023, Jurong Town Corporation ("JTC") informed Chasen Logistics Services ("CLS"), a wholly-owned subsidiary of the Group that they are agreeable to CLS' request for a co-terminous expiry date of 21 August 2046, subject to the terms and conditions, for two leases, one for No.16 Jalan Besut Singapore 619569 ("No.16") and the other for No.18 Jalan Besut Singapore 619571 ("No.18") for an approximate term of 23 years ("Proposed Leases") (collectively, the "Properties", each a "Property"). The Group intends to accept the Proposed Leases for the purposes of building an integrated warehouse on the Properties, subject to approval of shareholders of the Group ("Shareholders"). The deadline for the acceptance of the proposed leases has been extended to 10 July 2023.

STATISTICS OF SHAREHOLDINGS

As at 23 June 2023

SHAREHOLDERS' INFORMATION

Class of equity securities	Number of equity securities	Voting Rights
Ordinary Shares	387,026,748*	One vote per share (excluding treasury shares)
Treasury Shares	1,841,107	Not applicable
Subsidiary Holdings	Nil	Not applicable

* Excludes non-voting treasure shares

DISTRIBUTION OF SHAREHOLDINGS

Size of Shareholding	Number of Shareholders	%	Number of Shares	%
1 - 99	543	10.87	12,927	0.00
100 - 1,000	1,808	36.19	889,709	0.23
1,001 - 10,000	1,610	32.22	6,723,154	1.74
10,001 - 1,000,000	991	19.84	109,893,265	28.39
1,000,001 and above	44	0.88	269,507,693	69.64
	4,996	100.00	387,026,748	100.00

TWENTY LARGEST SHAREHOLDERS

No.	Name of Shareholders	Number of Shares	%
1	Low Weng Fatt	50,883,708	13.15
2	Yap Beng Geok Dorothy	35,244,083	9.11
3	Yeo Seck Cheong	16,380,165	4.23
4	Lim Chin Hock	14,479,565	3.74
5	DBS Nominees (Private) Limited	13,768,384	3.56
6	Siah Boon Hock	10,824,901	2.80
7	Lim Wui Liat	10,450,704	2.70
8	Raffles Nominees (Pte.) Limited	8,278,225	2.14
9	Cheong Tuck Nang (Zhang Deneng)	7,945,912	2.05
10	Ong Eng Hong	7,538,900	1.95
11	Phillip Securities Pte Ltd	6,671,971	1.72
12	Goh Guan Siong (Wu Yuanxiang)	5,640,100	1.46
13	Lew Wing Kit	5,148,000	1.33
14	Poh Yong Heng Or Low Sot Kian	4,985,000	1.29
15	Lim Jit Sing, Jackson (Lin Risheng, Jackson)	4,759,753	1.23
16	Poh Yong Heng	4,482,000	1.16
17	Ng Tong Chye	4,350,000	1.12
18	Ng Aik Cheng	4,183,000	1.08
19	Lim Lay Hoon	3,691,400	0.95
20	OCBC Securities Private Limited	3,255,295	0.84
	Total	222,961,066	57.61

STATISTICS OF SHAREHOLDINGS

As at 23 June 2023

SUBSTANTIAL SHAREHOLDERS

(As recorded in the Register of Substantial Shareholders)

	Direct Interest	%	Deemed Interest	%
Low Weng Fatt ⁽¹⁾	50,883,708	13.15	662,500	0.17
Yap Beng Geok Dorothy ⁽²⁾	35,244,083	9.11	7,945,912	2.05

Notes:

- (1) Mr Low Weng Fatt is deemed to be interested in the 662,500 shares held by his spouse.
- (2) Ms Yap Beng Geok Dorothy is deemed to be interested in the 7,945,912 shares held by her spouse.

The percentage of shareholding above is computed based on the total issued and paid-up ordinary share capital of 387,026,748 Shares (excluding 1,841,107 treasury shares).

SHAREHOLDING HELD IN THE HANDS OF PUBLIC

Based on information available to the Company as at 23 June 2023, approximately 68.49% of the Company's total number of issued shares excluding treasury shares listed on the Singapore Exchange Securities Trading Limited were held in the hands of the public. Accordingly, the Company has complied with Rule 723 of the Listing Manual.

NOTICE OF ANNUAL GENERAL MEETING

NOTICE IS HEREBY GIVEN that the Annual General Meeting (the “**Meeting**” or “**AGM**”) of **CHASEN HOLDINGS LIMITED** (the “**Company**”) will be held at Rose Room, Level 3, The Chevrons, 48 Boon Lay Way, Singapore 609961 on the 27th day of July 2023 at 11:00 a.m., for the purpose of considering and if thought fit, passing the following resolutions as Ordinary Resolutions, with or without any modifications:

AS ORDINARY BUSINESSES

1. To receive and adopt the Directors’ Statement and the Audited Financial Statements of the Company and of the Group for the financial year ended 31 March 2023 together with the Auditors’ Report thereon. **(Resolution 1)**
2. To re-elect Mr Siah Boon Hock, a Director retiring pursuant to Regulation 110 of the Company’s Constitution. **(Resolution 2)**
[See Explanatory Note (i)]
3. To re-elect Mr Lim Yew Si, a Director retiring pursuant to Regulation 110 of the Company’s Constitution. **(Resolution 3)**
[See Explanatory Note (ii)]
4. To approve the payment of Directors’ fees of up to S\$400,000 for the financial year ending 31 March 2024, with payment to be made quarterly in arrears. (2023: up to S\$400,000) **(Resolution 4)**
5. To re-appoint Messrs Mazars LLP as the Auditors of the Company and to authorize the Directors of the Company to fix their remuneration. **(Resolution 5)**
6. To transact any other ordinary business which may properly be transacted at an Annual General Meeting.

AS SPECIAL BUSINESSES

To consider and if thought fit, to pass the following resolutions as Ordinary Resolutions, with or without any modifications:

7. Authority to allot and issue shares in the capital of the Company

That pursuant to Section 161 of the Companies Act 1967 (the “**Companies Act**”) and Rule 806 of the Listing Manual of the Singapore Exchange Securities Trading Limited (“**SGX-ST**”), the Directors of the Company be authorised and empowered to:

- (a) (i) allot and issue shares in the Company (“**Shares**”) whether by way of rights, bonus or otherwise; and/or
- (ii) make or grant offers, agreements or options (collectively, “**Instruments**”) that might or would require Shares to be issued, including but not limited to the creation and issue of (as well as adjustments to) options, warrants, debentures or other instruments convertible into Shares,

at any time and upon such terms and conditions and for such purposes and to such persons as the Directors of the Company may in their absolute discretion deem fit; and
- (b) (notwithstanding the authority conferred by this Resolution may have ceased to be in force) issue shares in pursuance of any Instruments made or granted by the Directors of the Company while this Resolution was in force; and
- (c) complete and do all such acts and things, including without limitation, executing all such documents and approving any amendments, alterations or modifications to any documents as they may consider necessary, desirable or expedient to give effect to this Resolution;

NOTICE OF ANNUAL GENERAL MEETING

provided that:

- (1) the aggregate number of Shares (including shares to be issued in pursuance of the Instruments, made or granted pursuant to this Resolution) and Instruments to be issued pursuant to this Resolution shall not exceed 50% of the total number of issued Shares (excluding treasury shares and subsidiary holdings) in the capital of the Company (as calculated in accordance with sub-paragraph (2) below), of which the aggregate number of Shares and Instruments to be issued other than on a *pro-rata* basis to existing shareholders of the Company shall not exceed 20% of the total number of issued Shares (excluding treasury shares and subsidiary holdings) in the capital of the Company (as calculated in accordance with sub-paragraph (2) below);
- (2) (subject to such manner of calculations as may be prescribed by the SGX-ST) for the purpose of determining the aggregate number of Shares and Instruments that may be issued under sub-paragraph (1) above, the number of issued Shares and Instruments shall be based on the number of issued Shares (excluding treasury shares and subsidiary holdings) in the capital of the Company at the time of the passing of this Resolution, after adjusting for:
 - (a) new Shares arising from the conversion or exercise of the Instruments or any convertible securities;
 - (b) new Shares arising from exercising share options or vesting of share awards, provided the share options or share awards were granted in compliance with Part VIII of Chapter 8 of the Listing Manual of the SGX-ST; and
 - (c) any subsequent bonus issue, consolidation or subdivision of Shares;

Adjustments in accordance with sub-paragraph (2)(a) or sub-paragraph (2)(b) above are only to be made in respect of new shares arising from convertible securities, share options or share awards which were issued and outstanding or subsisting at the time of the passing of this Resolution.

- (3) in exercising the authority conferred by this Resolution, the Company shall comply with the provisions of the Listing Manual of the SGX-ST for the time being in force (unless such compliance has been waived by the SGX-ST) and the Constitution of the Company; and
- (4) unless revoked or varied by the Company in a general meeting, the authority conferred by this Resolution shall continue in force (i) until the conclusion of the next annual general meeting ("**AGM**") of the Company or the date by which the next AGM of the Company is required by law to be held, whichever is earlier or (ii) in the case of Shares to be issued in pursuance of the Instruments, made or granted pursuant to this Resolution, until the issuance of such Shares in accordance with the terms of the Instruments.

[See Explanatory Note (iii)]

(Resolution 6)

8. Renewal of Share Buyback Mandate

That:

- (a) for the purposes of the Companies Act, the exercise by the Directors of the Company of all the powers of the Company to purchase or otherwise acquire the Shares not exceeding in aggregate the Prescribed Limit (as hereinafter defined), at such price(s) as may be determined by the Directors from time to time up to the Maximum Price (as hereinafter defined), whether by way of:
 - (i) on-market purchases, transacted on the SGX-ST or through one or more duly licensed stockbrokers appointed by the Company for the purpose (each a "**Market Purchase**"); and/or
 - (ii) off-market purchases (if effected otherwise than on the SGX-ST) in accordance with an equal access scheme(s) as may be determined or formulated by the Directors as they may consider fit, which scheme(s) shall satisfy all the conditions prescribed by the Companies Act and the Listing Rules (each an "**Off-Market Purchase**"),
- (the "**Share Buyback Mandate**"),

NOTICE OF ANNUAL GENERAL MEETING

- (b) unless varied or revoked by the Company in general meeting, the authority conferred on the Directors of the Company pursuant to the Share Buyback Mandate may be exercised by the Directors at any time and from time to time during the period commencing from the passing of this Resolution and expiring on the earlier of:

- (i) the date on which the next AGM is held or required by law to be held;
- (ii) the date on which the share buybacks are carried out to the full extent mandated; or
- (iii) the date on which the authority contained in the Share Buyback Mandate is varied or revoked,

- (c) In this Resolution:

“Prescribed Limit” means 10% of the total number of ordinary shares in the Company (excluding treasury shares and subsidiary holdings) as at the date of passing of this Resolution unless the Company has effected a reduction of the share capital of the Company in accordance with the applicable provisions of the Companies Act, at any time during the Relevant Period, in which event the issued ordinary share capital of the Company shall be taken to be the amount of the issued ordinary share capital of the Company as altered (excluding treasury shares and subsidiary holdings);

“Relevant Period” means the period commencing from the date on which the last AGM was held and expiring on the date the next AGM is held or is required by law to be held, whichever is the earlier, after the date of this Resolution;

“Maximum Price” in relation to a Share to be purchased, means an amount (excluding brokerage, stamp duties, applicable goods and services tax and other related expenses) not exceeding:

- (i) in the case of a Market Purchase : 105% of the Average Closing Price;
- (ii) in the case of an Off-Market Purchase : 120% of the Average Closing Price, where:

“Average Closing Price” refers to the average of the closing market prices of the Shares over the last 5 Market Days, on which transactions in the Share were recorded, before the day on which the Market Purchases are made or the date of the making of the offer pursuant to the Off-Market Purchase, and deemed to be adjusted for any corporate action that occurs during the relevant 5-day period and the date of the Market Purchase, or the date of the making of the offer pursuant to the Off-Market Purchase, as the case may be;

“day of the making of the offer” means the day on which the Company announces its intention to make an offer for the purchase of Shares from Shareholders of the Company stating the purchase price (which shall not be more than the Maximum Price calculated on the foregoing basis) for each Share and the relevant terms of the equal access scheme for effecting the Off-Market Purchase; and

- (d) The Directors of the Company be and are hereby authorised to complete and do all such acts and things (including executing such documents as may be required) as they may consider expedient or necessary to give effect to the transactions contemplated by this Resolution.

[See Explanatory Note (iv)]

(Resolution 7)

By Order of the Board

Siau Kuei Lian
Company Secretary
Singapore, 12 July 2023

NOTICE OF ANNUAL GENERAL MEETING

Explanatory Notes:

- (i) Mr Siah Boon Hock, if re-elected, will remain as the Executive Director of the Company. Please refer to the Corporate Governance Statement in the Annual Report for the detailed information as required pursuant to Rule 720(6) of the Listing Manual of the SGX-ST.
- (ii) Mr Lim Yew Si, if re-elected, will remain as the Lead Independent Director, Chairman of the Nominating Committee, a member of Audit Committee and Remuneration Committee respectively, and will be considered independent for the purpose of Rule 704(8) of the Listing Manual of the SGX-ST. Please refer to the Corporate Governance Statement in the Annual Report for the detailed information as required pursuant to Rule 720(6) of the Listing Manual of the SGX-ST.
- (iii) Resolution 6, if passed, will empower the Directors of the Company from the date of this AGM until the date of the next AGM of the Company, or the date by which the next AGM of the Company is required by law to be held or such authority is varied or revoked by the Company in a general meeting, whichever is the earlier, to issue shares, make or grant Instruments convertible into shares and to issue shares pursuant to such Instruments, up to a number not exceeding, in aggregate 50% of the total number of issued shares (excluding treasury shares and subsidiary holdings) in the capital of the Company, of which up to 20% may be issued other than on a pro rata basis to existing shareholders of the Company.

For determining the aggregate number of shares that may be issued, the percentage of issued shares in the capital of the Company will be calculated based on the total number of issued shares (excluding treasury shares and subsidiary holdings) in the capital of the Company at the time this Resolution is passed after adjusting for new shares arising from the conversion or exercise of the Instruments or any convertible securities, the exercise of share options or the vesting of share awards outstanding or subsisting at the time when this Resolution is passed and any subsequent consolidation or subdivision of shares.

- (iv) Resolution 7, if passed, will empower the Directors of the Company to repurchase ordinary shares of the Company by way of market purchases or off-market purchases of up to 10% of the total number of issued shares (excluding treasury shares and subsidiary holdings) in the capital of the Company as at the date of the AGM at which this Ordinary Resolution is passed. The rationale for, the authority and limitation on, the sources of the funds to be used for the purchase or acquisition, including the amount of financing and financial effects of the purchase or acquisition of the ordinary shares by the Company pursuant to the Share Buyback Mandate on the audited consolidated financial accounts of the Group for the financial year ended 31 March 2023 are set out in greater detail in the Appendix despatched together with the Annual Report 2023.

Notes:-

1. The AGM of the Company will be held, in a wholly physical format at Rose Room, Level 3, The Chevrons, 48 Boon Lay Way, Singapore 609961, on Thursday, 27 July 2023 at 11:00 a.m.. **There will be no option for members to participate virtually.**
2. If a member wishes to submit questions related to the resolutions tabled for approval at the AGM prior to the AGM, all questions must be submitted by no later than 11:00 a.m. on 19 July 2023 through email to corpadmin@chasen-logistics.com and provide the following particulars, for verification purpose:
 - full name as it appears on his/her/its CDP and/or SRS share records;
 - NRIC/Passport/UEN number;
 - contact number and email address; and
 - the manner in which you hold in the Company (e.g. via CDP and/or SRS).

Please note that the Company will not be able to answer questions from persons who provide insufficient details to enable the Company to verify his/her/its shareholder status.

Alternatively, member may also ask question during the AGM.

3. The Company will endeavour to address all substantial and relevant questions received from shareholders by 22 July 2023, 11:00 a.m., being not less than forty-eight (48) hours before the closing date and time for the lodgement of the proxy form, via SGXNet and the Company's website. The Company will also address any subsequent clarifications sought or follow-up questions during the AGM in respect of substantial and relevant matters. Where substantially similar questions are received, the Company will consolidate such questions and consequently not all questions will be individually addressed. The responses from the Board and the Management of the Company shall thereafter be published on (i) the SGXNet at the URL <https://www.sgx.com/securities/company-announcements>; and (ii) the Company's website at the URL <https://www.chasen.com.sg/>, together with the minutes of the AGM, within one (1) month after the conclusion of the AGM. The minutes will include the responses to substantial and relevant questions received from shareholders which are addressed during the AGM.
4. A member of the Company (other than a Relevant Intermediary*) entitled to attend, speak and vote at the AGM of the Company is entitled to appoint not more than two (2) proxies or Chairman to attend, speak and vote in his/her/its stead at the AGM of the Company. A proxy need not be a member of the Company.
5. Where a member appoints two (2) proxies, he shall specify the proportion of his shareholding to be represented by each proxy. If no such proportion or number is specified, the first named proxy may be treated as representing 100% of the shareholding and any second proxy as an alternate to the first named.

NOTICE OF ANNUAL GENERAL MEETING

If no specific direction as to voting is given or in the event of any other matter arising at the AGM and at any adjournment thereof, the proxy/proxies (except where the Chairman of the AGM is appointed as the member's proxy) will vote or abstain from voting at his/her/their discretion. In the absence of specific direction as to the voting given by a member, the appointment of the Chairman of the AGM as the member's proxy for the relevant resolutions will be treated as invalid.

6. A member who is a Relevant Intermediary* may appoint more than two (2) proxies to attend, speak and vote at the AGM, but each proxy must be appointed to exercise the rights attached to a different share or shares held by him/her/it (which number and class of shares shall be specified). Where such member appoints more than two (2) proxies, the appointments shall be invalid unless the member specifies the number of shares in relation to which each proxy has been appointed.
7. The instrument appointing a proxy or proxies must be under the hand of the appointor or of his/her attorney duly authorised in writing. Where the instrument appointing a proxy or proxies is executed by a corporation, it must be executed either under its common seal or under the hand of an officer or attorney duly authorised. Where the instrument appointing a proxy or proxies is executed by an attorney on behalf of the appointor, the letter or power of attorney or a duly certified copy thereof must be lodged with the instrument, failing which the instrument may be treated as invalid.
8. The completed proxy form must be submitted to the Company by post to the Company's Share Registrar office, c/o Boardroom Corporate & Advisory Services Pte. Ltd., 1 Harbourfront Avenue, #14-07 Keppel Bay Tower, Singapore 098632, by no later than 11:00 a.m. on 24 July 2023 (being not less than seventy-two (72) hours before the time appointed for holding the AGM (or at any adjournment thereof) and in default the proxy form for the AGM shall not be treated as valid.
9. Investors who hold shares through Relevant Intermediaries*, including under the Central Provident Fund Investment Scheme ("CPF Investors") or the Supplementary Retirement Scheme ("SRS Investors"), and who wish to appoint the Chairman of the AGM as their proxy should approach their respective Relevant Intermediaries*, including CPF Agent Banks or SRS Operators, to submit their votes at least seven (7) working days before the AGM (i.e. by 11:00 a.m. on 17 July 2023).
10. The Company shall be entitled to reject the instrument appointing a proxy or proxies if it is incomplete, improperly completed, illegible or where the true intentions of the appointor are not ascertainable from the instructions of the appointor specified in the instrument appointing a proxy or proxies.
11. In the case of a member whose Shares are entered against his/her/its name in the Depository Register (as defined in Section 81SF of the Securities and Futures Act 2001), the Company may reject any instrument appointing the proxy or proxies lodged if such member, being appointor, is not shown to have Shares entered against his/her/its name in the Depository Register as at seventy-two (72) hours before the time appointed for holding the AGM, as certified by The Central Depository (Pte) Limited to the Company.

* A Relevant Intermediary is:

- (a) a banking corporation licensed under the Banking Act 1970 of Singapore, or a wholly-owned subsidiary of such a banking corporation, whose business includes the provision of nominee services and who holds shares in that capacity; or
- (b) a person holding a capital markets services licence to provide custodial services for securities under the Securities and Futures Act 2001 of Singapore, and who holds shares in that capacity; or
- (c) the Central Provident Fund Board established by the Central Provident Fund Act 1953 of Singapore, in respect of shares purchased under the subsidiary legislation made under that Act providing for the making of investments from the contributions and interest standing to the credit of members of the Central Provident Fund, if the Board holds those shares in the capacity of an intermediary pursuant to or in accordance with that subsidiary legislation.

PERSONAL DATA PRIVACY

By (a) submitting an instrument appointing a proxy(ies) and/or representative(s) to attend, speak and vote at the AGM and/or any adjournment thereof, or (b) submitting any question prior to the AGM of the Company in accordance with this Notice, a member of the Company (i) consents to the collection, use and disclosure of the member's personal data by the Company (or its agents or service providers) for the purpose of the processing, administration and analysis by the Company (or its agents or service providers) of proxies and representatives appointed for the AGM (including any adjournment thereof) and the preparation and compilation of the attendance lists, minutes and other documents relating to the AGM (including any adjournment thereof), and in order for the Company (or its agents or service providers) to comply with any applicable laws, listing rules, take-over rules, regulations and/or guidelines (collectively, the "**Purposes**"), (ii) warrants that where the member discloses the personal data of the member's proxy(ies) and/or representative(s) to the Company (or its agents or service providers), the member has obtained the prior consent of such proxy(ies) and/or representative(s) for the collection, use and disclosure by the Company (or its agents or service providers) of the personal data of such proxy(ies) and/or representative(s) for the Purposes, (iii) addressing substantial and relevant questions from members received before the AGM and if necessary, following up with the relevant members in relation to such questions, (iv) enabling the Company (or its agents or service providers) to comply with any applicable laws, listing rules, regulations and/or guidelines by the relevant authorities, and (iv) agrees that the member will indemnify the Company in respect of any penalties, liabilities, claims, demands, losses and damages as a result of the member's breach of warranty.

This page has been intentionally left blank.

CHASEN HOLDINGS LIMITED

(Company Registration No. 199906814G)
(Incorporated in the Republic of Singapore)

PROXY FORM

ANNUAL GENERAL MEETING

(Please see notes overleaf before completing this Form)

IMPORTANT:

1. The AGM of the Company will be held, in a wholly physical format at Rose Room, Level 3, The Chevrans, 48 Boon Lay Way, Singapore 609961, on Thursday, 27 July 2023 at 11:00 a.m.. There will be no option for members to participate virtually.
2. Investors who hold shares through Relevant Intermediaries*, including under the Central Provident Fund Investment Scheme ("CPF Investors") or the Supplementary Retirement Scheme ("SRS Investors"), and who wish to appoint the Chairman of the AGM as their proxy should approach their respective Relevant Intermediaries*, including CPF Agent Banks or SRS Operators, to submit their votes at least seven (7) working days before the AGM (i.e. by 11:00 a.m. on 17 July 2023).
3. This Proxy Form is not valid for use by CPF and SRS Investors and shall be ineffective for all intents and purposes if used or purported to be used by them.
4. Please read the notes to the proxy form.

I/We, _____ (Name) _____ (NRIC/Passport No.)

of _____
being a member/members* of Chasen Holdings Limited (the "Company"), hereby appoint:-

Name	NRIC/Passport No.	Proportion of Shareholdings	
		No. of Shares	%
Address			

*and/or (delete as appropriate)

Name	NRIC/Passport No.	Proportion of Shareholdings	
		No. of Shares	%
Address			

or failing *him/her/them, the Chairman of the Annual General Meeting of the Company (the "AGM") *my/our *proxy/proxies to attend, speak and vote for *me/us on *my/our behalf at the AGM to be held at Rose Room, Level 3, The Chevrans, 48 Boon Lay Way, Singapore 609961 on Thursday, 27 July 2023 at 11:00 a.m., and at any adjournment thereof.

*I/We direct the *my/our *proxy/proxies, to vote for or against, or abstain from voting on the Resolutions to be proposed at the AGM as indicated hereunder. **If no specific direction as to voting is given or in the event of any other matter arising at the AGM and at any adjournment thereof, the *proxy/proxies (except where the Chairman of the AGM is appointed as *my/our proxy) will vote or abstain from voting at *his/her/their discretion. In the absence of specific directions in respect of a resolution, the appointment of the Chairman of the AGM as *my/our proxy for that resolution will be treated as invalid.**

No.	Resolutions relating to:	Number of votes For**	Number of votes Against**	Number of votes Abstain**
Ordinary Businesses				
1	Adoption of the Directors' Statement and Audited Financial Statements of the Company and the Group for the financial year ended 31 March 2023 together with the Auditors' Report thereon			
2	Re-election of Mr Siah Boon Hock as a Director of the Company			
3	Re-election of Mr Lim Yew Si as a Director of the Company			
4	Approval of Directors' fees for the financial year ending 31 March 2024, with payment to be made quarterly in arrears			
5	Re-appointment of Messrs Mazars LLP as Auditors of the Company and authority to Directors to fix their remuneration			
Special Businesses				
6	Authority to allot and issue shares in the capital of the Company			
7	Renewal of Share Buyback Mandate			

* Delete where inapplicable.

** If you wish to exercise all your votes "For" or "Against" or "Abstain", please indicate with a tick within the box provided. Alternatively, please indicate the number of votes as appropriate.

Dated this _____ day of _____ 2023

Total number of Shares held

Signature of Shareholder(s)
and/or Common Seal of Corporate Shareholder

Notes:

1. Please insert the total number of shares in the capital of the Company ("**Shares**") held by you. If you have Shares entered against your name in the Depository Register (as defined in Section 81SF of the Securities and Futures Act 2001 of Singapore), you should insert that number of Shares. If you have Shares registered in your name in the Register of Members, you should insert that number of Shares. If you have Shares entered against your name in the Depository Register and Shares registered in your name in the Register of Members, you should insert the aggregate number of Shares entered against your name in the Depository Register and registered in your name in the Register of Members. If no number is inserted, the instrument appointing the Chairman of the AGM as a proxy shall be deemed to relate to all the Shares held by you.
2. A member of the Company (other than a Relevant Intermediary*) entitled to attend, speak and vote at the AGM of the Company is entitled to appoint not more than two (2) proxies or Chairman to attend, speak and vote in his/her/its stead at the AGM of the Company. A proxy need not be a member of the Company.
3. Where a member appoints two (2) proxies, he shall specify the proportion of his shareholding to be represented by each proxy. If no such proportion or number is specified, the first named proxy may be treated as representing 100% of the shareholding and any second proxy as an alternate to the first named.
If no specific direction as to voting is given or in the event of any other matter arising at the AGM and at any adjournment thereof, the proxy/proxies (except where the Chairman of the AGM is appointed as the member's proxy) will vote or abstain from voting at his/her/their discretion. In the absence of specific direction as to the voting given by a member, the appointment of the Chairman of the AGM as the member's proxy for the relevant resolutions will be treated as invalid.
4. A member who is a Relevant Intermediary* may appoint more than two (2) proxies to attend, speak and vote at the AGM, but each proxy must be appointed to exercise the rights attached to a different share or shares held by him/her/it (which number and class of shares shall be specified). Where such member appoints more than two (2) proxies, the appointments shall be invalid unless the member specifies the number of shares in relation to which each proxy has been appointed.
5. The instrument appointing a proxy or proxies must be under the hand of the appointor or of his/her attorney duly authorised in writing. Where the instrument appointing a proxy or proxies is executed by a corporation, it must be executed either under its common seal or under the hand of an officer or attorney duly authorised. Where the instrument appointing a proxy or proxies is executed by an attorney on behalf of the appointor, the letter or power of attorney or a duly certified copy thereof must be lodged with the instrument, falling which the instrument may be treated as invalid.

Fold along this line (1)

Affix
Postage
Stamp

CHASEN HOLDINGS LIMITED

6 Tuas Avenue 20
Singapore 638820

Fold along this line (2)

6. The completed proxy form must be submitted to the Company by post to the Company's Share Registrar office, c/o Boardroom Corporate & Advisory Services Pte. Ltd., 1 Harbourfront Avenue, #14-07 Keppel Bay Tower, Singapore 098632, by no later than 11:00 a.m. on 24 July 2023 (being not less than seventy-two (72) hours before the time appointed for holding the AGM (or at any adjournment thereof) and in default the proxy form for the AGM shall not be treated as valid.
7. Investors who hold shares through Relevant Intermediaries*, including under the Central Provident Fund Investment Scheme ("**CPF Investors**") or the Supplementary Retirement Scheme ("**SRS Investors**"), and who wish to appoint the Chairman of the AGM as a proxy should approach their respective Relevant Intermediaries*, including CPF Agent Banks or SRS Operators, to submit their votes at least seven (7) working days before the AGM (i.e. by 11:00 a.m. on 17 July 2023).

* A Relevant Intermediary is:

- (a) a banking corporation licensed under the Banking Act 1970 of Singapore, or a wholly-owned subsidiary of such a banking corporation, whose business includes the provision of nominee services and who holds shares in that capacity; or
- (b) a person holding a capital markets services licence to provide custodial services for securities under the Securities and Futures Act 2001 of Singapore, and who holds shares in that capacity; or
- (c) the Central Provident Fund Board established by the Central Provident Fund Act 1953 of Singapore, in respect of shares purchased under the subsidiary legislation made under that Act providing for the making of investments from the contributions and interest standing to the credit of members of the Central Provident Fund, if the Central Provident Fund Board holds those shares in the capacity of an intermediary pursuant to or in accordance with that subsidiary legislation.

General:

The Company shall be entitled to reject the instrument appointing a proxy or proxies if it is incomplete, improperly completed or illegible, or where the true intentions of the appointor are not ascertainable from the instructions of the appointor specified in the instrument appointing a proxy or proxies. In addition, in the case of Shares entered in the Depository Register, the Company may reject any instrument appointing a proxy or proxies lodged if the member, being the appointor, is not shown to have Shares entered against his name in the Depository Register as at seventy-two (72) hours before the time appointed for holding the AGM, as certified by The Central Depository (Pte) Limited to the Company.

PERSONAL DATA PRIVACY

By submitting an instrument appointing the Chairman of the AGM as a proxy, the member is deemed to have accepted and agreed to the personal data privacy terms set out in the Notice of AGM dated 12 July 2023.

3rd fold along line and glue overleaf. Do not staple

CORPORATE INFORMATION

BOARD OF DIRECTORS

LOW WENG FATT

Managing Director and CEO

SIAH BOON HOCK

Executive Director

LIM YEW SI

Lead Independent Director

CHEW MUN YEW

Independent Director

CHEW CHOY SENG

Independent Director

AUDIT COMMITTEE

Chew Choy Seng

Chairman

Chew Mun Yew

Lim Yew Si

REMUNERATION COMMITTEE

Chew Mun Yew

Chairman

Chew Choy Seng

Lim Yew Si

NOMINATING COMMITTEE

Lim Yew Si

Chairman

Chew Mun Yew

Chew Choy Seng

Low Weng Fatt

COMPANY SECRETARIES

Siau Kuei Lian

REGISTERED OFFICE AND PRINCIPAL PLACE OF BUSINESS

6 Tuas Avenue 20
Singapore 638820
Tel: (65) 6266 5978
Fax: (65) 6262 4286
Website: www.chasen.com.sg

SHARE REGISTRAR AND SHARE TRANSFER OFFICE

Boardroom Corporate & Advisory Services Pte. Ltd.

1 Harbourfront Avenue,
Keppel Bay Tower #14-07
Singapore 098632

AUDITORS

Mazars LLP

Chartered Accountants of Singapore
135 Cecil Street
#10-01
Singapore 069536
Partner in charge: Chan Hock Leong
(a member of the Institute of Singapore Chartered Accountants)
(appointed with effect from the financial year ended 31 March 2022)

PRINCIPAL BANKERS

DBS Bank Ltd

12 Marina Boulevard Level 43
Marina Bay Financial Centre Tower 3
Singapore 018982

Maybank Singapore Limited

2 Battery Road
Maybank Tower
Singapore 049907



6 Tuas Avenue 20 Singapore 638820
Tel.: (65) 6266 5978 Fax: (65) 6262 4286

www.chasen.com.sg