

# PELIKAN INTERNATIONAL CORPORATION BERHAD

(Company No. 63611-U)  
(Incorporated in Malaysia)

To: The Shareholders of Pelikan International Corporation Berhad ("Pelikan" or "the Company")

Dear Sir/Madam,

## **ERRATA TO THE ANNUAL REPORT 2010**

With reference to Pelikan's Annual Report 2010 which was sent to you on 27 May 2011, the Board of Directors of the Company wishes to inform that there are printing errors on the financial information for Years 2009 and 2010 on page 2 "Financial Highlights for the financial year ended 31 December" of the Annual Report 2010. The financial highlights have been replaced and should be read as follows:

		<b>2010</b>	<b>2009</b>
Profit before taxation	RM'000	158,974	
Profit for the financial year	RM'000	141,779	
Profit for the financial year attributable to owners of the parent	RM'000	138,796	
Equity attributable to owners of the parent	RM'000	843,777	
Basic earnings per share	sen	27.04	9.84
Fully diluted earnings per share	sen	27.04	9.84

All the other information remains unchanged except for the financial charts which have to be changed according to the above revised numbers.

A copy of the amended Page 2 of the Annual Report 2010 is attached herewith for your information.

The above errors are regretted.

By order of the Board  
**PELIKAN INTERNATIONAL CORPORATION BERHAD**

**NG CHEONG SENG (MIA 17444)**  
**CHUA SIEW CHUAN (MAICSA 0777689)**  
Company Secretaries

Dated : 13 June 2011






# financial highlights

(for the financial year ended 31 December)

		2010	2009	2008	2007	2006
Revenue	RM'000	<b>1,786,848</b>	1,202,494	1,288,493	1,194,949	659,537
Profit before taxation	RM'000	<b>158,974</b>	50,143	49,408	99,799	84,332
Profit for the financial year	RM'000	<b>141,779</b>	39,634	37,812	96,170	81,299
Profit for the financial year attributable to owners of the parent	RM'000	<b>138,796</b>	36,391	36,665	93,083	75,318
Equity attributable to owners of the parent	RM'000	<b>843,777</b>	580,041	543,626	488,735	407,996
Basic earnings per share	sen	<b>27.04</b>	9.84	12.30	33.81	29.56
Fully diluted earnings per share	sen	<b>27.04</b>	9.84	12.30	28.90	24.10
Net assets per share attributable to owners of the parent	sen	<b>1.65</b>	1.69	1.58	1.70	1.84
Dividend per share – declared and paid	sen	–	–	–	5.00	10.00
Dividend per share – proposed	sen	<b>2.00</b>	2.00	2.00	6.00	5.00






## Revenue

(RM'000)

2010		1,786,848
2009		1,202,494
2008		1,288,493
2007		1,194,949
2006		659,537






## Profit Before Taxation

(RM'000)

2010		158,974
2009		50,143
2008		49,408
2007		99,799
2006		84,332






## Equity Attributable

(RM'000)

2010		843,777
2009		580,041
2008		543,626
2007		488,735
2006		407,996






## Basic Earning per Share

(sen)

2010		27.04
2009		9.84
2008		12.30
2007		33.81
2006		29.56

## Net Assets

(sen)

2010		1.65
2009		1.69
2008		1.58
2007		1.70
2006		1.84