



TABLE OF **CONTENTS**

02	Company Profile
03	Corporate Information
04	Notice of Annual General Meeting & Statement Accompanying Notice of Annual General Meeting
09	Directors' Profile
12	Chairman's Statement
14	Review Of Business Operations
16	Corporate Social Responsibility
21	Group Financial Highlights
22	Corporate Governance, Risk Management and Internal Control
32	Board Audit & Risk Management Committee Report
35	Financial Statements
126	Other Information
	Form of Proxy

COMPANY PROFILE



Hong Leong Industries Berhad (“HLI”)

is a public listed company and its shares are traded on the Main Market of Bursa Malaysia Securities Berhad.

HLI is principally an investment holding company whilst the principal activities engaged by its subsidiaries are primarily in the following business segments:

- Consumer Products - manufacture, assembly and distribution of motorcycles, scooters and related parts and products, as well as manufacturing and sale of ceramic tiles.
- Industrial Products - manufacturing and sale of fibre cement and concrete roofing products.

HLI also has associated companies which are involved in the manufacture, assembly and distribution of motorcycles, motorcycle engines and spare parts, as well as manufacture and sale of newsprint and related paper products.

CORPORATE INFORMATION



DIRECTORS

YBhg Datuk Kwek Leng San
(Chairman)
YAM Tunku Dara Tunku
Tan Sri Naquiah bt
Almarhum Tuanku Ja'afar
YBhg Dato' Ahmad Johari bin
Tun Abdul Razak
Mr Chuah Chuan Thye
YBhg Dato' Dr Zaha Rina binti Zahari
Mr Peter Ho Kok Wai

AUDITORS

KPMG
Level 10, KPMG Tower
8, First Avenue, Bandar Utama
47800 Petaling Jaya
Selangor Darul Ehsan
Tel: 03-7721 3388
Fax: 03-7721 3399

REGISTERED OFFICE

Level 9, Wisma Hong Leong
18 Jalan Perak
50450 Kuala Lumpur
Tel: 03-2164 2631
Fax: 03-2164 2514

COMPANY SECRETARIES

Ms Joanne Leong Wei Yin
Ms Valerie Mak Mew Chan

REGISTRAR

Hong Leong Share
Registration Services Sdn Bhd
Level 5, Wisma Hong Leong
18 Jalan Perak
50450 Kuala Lumpur
Tel: 03-2164 1818
Fax: 03-2164 3703

COUNTRY OF INCORPORATION / DOMICILE

A public limited liability company,
incorporated and domiciled in
Malaysia

NOTICE OF ANNUAL GENERAL MEETING

NOTICE IS HEREBY GIVEN that the Fifty-second Annual General Meeting of Hong Leong Industries Berhad ("the Company") will be held at the Theatre, Level 1, Wisma Hong Leong, 18 Jalan Perak, 50450 Kuala Lumpur on Thursday, 29 October 2015 at 2.30 p.m. in order:

1. To lay before the meeting the audited financial statements together with the reports of the Directors and Auditors thereon for the financial year ended 30 June 2015.
2. To approve the payment of Director fees of RM332,548/- for the financial year ended 30 June 2015 (2014: RM350,000/-), to be divided amongst the Directors in such manner as the Directors may determine.

Resolution 1

3. To re-elect the following retiring Directors:

- (a) YBhg Datuk Kwek Leng San
- (b) Mr Peter Ho Kok Wai.

**Resolution 2
Resolution 3**

4. To pass the following motion as an Ordinary Resolution:

"THAT YAM Tunku Dara Tunku Tan Sri Naquiah bt Almarhum Tuanku Ja'afar, a Director who retires in compliance with Section 129 of the Companies Act, 1965, be and is hereby re-appointed as a Director of the Company to hold office until the conclusion of the next Annual General Meeting."

Resolution 4

5. To re-appoint Messrs KPMG as Auditors of the Company and to authorise the Directors to fix their remuneration.

Resolution 5

SPECIAL BUSINESS

As special business, to consider and, if thought fit, pass the following motions:

6. **Ordinary Resolution**
-Authority To Directors To Issue Shares

"THAT pursuant to Section 132D of the Companies Act, 1965, the Directors be and are hereby empowered to issue shares in the Company, at any time and from time to time, and upon such terms and conditions and for such purposes as the Directors may, in their absolute discretion, deem fit, provided that the aggregate number of shares issued pursuant to this resolution does not exceed 10% of the issued capital of the Company for the time being; **AND THAT** the Directors be and are also empowered to obtain approval for the listing of and quotation for the additional shares so issued on Bursa Malaysia Securities Berhad and that such authority shall continue in force until the conclusion of the next Annual General Meeting of the Company."

Resolution 6

7. **Ordinary Resolution**
-Proposed Renewal Of And New Shareholders' Mandate For Recurrent Related Party Transactions Of A Revenue Or Trading Nature With Hong Leong Company (Malaysia) Berhad ("HLCM") And Persons Connected With HLCM

"THAT approval be and is hereby given for the Company and/or its subsidiaries to enter into recurrent related party transactions of a revenue or trading nature as set out in Section 2.3(A) of the Circular to Shareholders dated 7 October 2015 with HLCM and persons connected with HLCM ("Hong Leong Group") provided that such transactions are undertaken in the ordinary course of business, on commercial terms which are not more favourable to the Hong Leong Group than those generally available to and/or from the public, where applicable, and are not, in the Company's opinion, detrimental to the minority shareholders;

NOTICE OF ANNUAL GENERAL MEETING

... continued

AND THAT such approval shall continue to be in force until:

- (a) the conclusion of the next Annual General Meeting ("AGM") of the Company, at which time it will lapse, unless by a resolution passed at the meeting, the authority is renewed; or
- (b) the expiration of the period within which the next AGM of the Company after that date is required to be held pursuant to Section 143(1) of the Companies Act, 1965 ("the Act") (but shall not extend to such extension as may be allowed pursuant to Section 143(2) of the Act); or
- (c) revoked or varied by resolution passed by the shareholders in general meeting,

whichever is the earlier;

AND THAT the Directors of the Company be and are hereby authorised to complete and to do all such acts and things (including executing all such documents as may be required) as they may consider expedient or necessary to give effect to the transactions contemplated and/or authorised by this ordinary resolution."

Resolution 7

8. **Ordinary Resolution**

-Proposed Renewal Of Shareholders' Mandate For Recurrent Related Party Transactions Of A Revenue Or Trading Nature With Hong Bee Hardware Company, Sdn Berhad ("Hong Bee Hardware") And Hong Bee Motors Sdn Bhd ("Hong Bee Motors")

"THAT approval be and is hereby given for the Company and/or its subsidiaries to enter into recurrent related party transactions of a revenue or trading nature as set out in Section 2.3(B) of the Circular to Shareholders dated 7 October 2015 with Hong Bee Hardware and Hong Bee Motors provided that such transactions are undertaken in the ordinary course of business, on commercial terms which are not more favourable to Hong Bee Hardware and Hong Bee Motors than those generally available to and/or from the public, where applicable, and are not, in the Company's opinion, detrimental to the minority shareholders;

AND THAT such approval shall continue to be in force until:

- (a) the conclusion of the next Annual General Meeting ("AGM") of the Company, at which time it will lapse, unless by a resolution passed at the meeting, the authority is renewed; or
- (b) the expiration of the period within which the next AGM of the Company after that date is required to be held pursuant to Section 143(1) of the Companies Act, 1965 ("the Act") (but shall not extend to such extension as may be allowed pursuant to Section 143(2) of the Act); or
- (c) revoked or varied by resolution passed by the shareholders in general meeting,

whichever is the earlier;

AND THAT the Directors of the Company be and are hereby authorised to complete and to do all such acts and things (including executing all such documents as may be required) as they may consider expedient or necessary to give effect to the transactions contemplated and/or authorised by this ordinary resolution."

Resolution 8

NOTICE OF ANNUAL GENERAL MEETING

... continued

9. Ordinary Resolution**-Proposed Renewal Of Shareholders' Mandate For Recurrent Related Party Transactions Of A Revenue Or Trading Nature With Syarikat Motor Singa Sdn Bhd ("Syarikat Motor Singa") And Sing Heng Motor Trading Sdn Bhd ("Sing Heng Motor")**

"**THAT** approval be and is hereby given for the Company and/or its subsidiaries to enter into recurrent related party transactions of a revenue or trading nature as set out in Section 2.3(B) of the Circular to Shareholders dated 7 October 2015 with Syarikat Motor Singa and Sing Heng Motor provided that such transactions are undertaken in the ordinary course of business, on commercial terms which are not more favourable to Syarikat Motor Singa and Sing Heng Motor than those generally available to and/or from the public, where applicable, and are not, in the Company's opinion, detrimental to the minority shareholders;

AND THAT such approval shall continue to be in force until:

- (a) the conclusion of the next Annual General Meeting ("AGM") of the Company, at which time it will lapse, unless by a resolution passed at the meeting, the authority is renewed; or
- (b) the expiration of the period within which the next AGM of the Company after that date is required to be held pursuant to Section 143(1) of the Companies Act, 1965 ("the Act") (but shall not extend to such extension as may be allowed pursuant to Section 143(2) of the Act); or
- (c) revoked or varied by resolution passed by the shareholders in general meeting,

whichever is the earlier;

AND THAT the Directors of the Company be and are hereby authorised to complete and to do all such acts and things (including executing all such documents as may be required) as they may consider expedient or necessary to give effect to the transactions contemplated and/or authorised by this ordinary resolution."

Resolution 9**10. Ordinary Resolution****-Proposed Renewal Of Shareholders' Mandate For Recurrent Related Party Transactions Of A Revenue Or Trading Nature With Yamaha Motor Co., Ltd ("YMC") And Its Subsidiaries**

"**THAT** approval be and is hereby given for the Company and/or its subsidiaries to enter into recurrent related party transactions of a revenue or trading nature as set out in Section 2.3(B) of the Circular to Shareholders dated 7 October 2015 with YMC and its subsidiaries ("YMC Group") provided that such transactions are undertaken in the ordinary course of business, on commercial terms which are not more favourable to YMC Group than those generally available to and/or from the public, where applicable, and are not, in the Company's opinion, detrimental to the minority shareholders;

AND THAT such approval shall continue to be in force until:

- (a) the conclusion of the next Annual General Meeting ("AGM") of the Company, at which time it will lapse, unless by a resolution passed at the meeting, the authority is renewed; or
- (b) the expiration of the period within which the next AGM of the Company after that date is required to be held pursuant to Section 143(1) of the Companies Act, 1965 ("the Act") (but shall not extend to such extension as may be allowed pursuant to Section 143(2) of the Act); or
- (c) revoked or varied by resolution passed by the shareholders in general meeting,

whichever is the earlier;

NOTICE OF ANNUAL GENERAL MEETING

... continued

AND THAT the Directors of the Company be and are hereby authorised to complete and to do all such acts and things (including executing all such documents as may be required) as they may consider expedient or necessary to give effect to the transactions contemplated and/or authorised by this ordinary resolution.”

Resolution 10**11. Ordinary Resolution****-Proposed Renewal Of Shareholders' Mandate For Recurrent Related Party Transactions Of A Revenue Or Trading Nature With Hong Leong Investment Holdings Pte. Ltd. ("HLIH") And Persons Connected With HLIH**

"THAT approval be and is hereby given for the Company and/or its subsidiaries to enter into recurrent related party transactions of a revenue or trading nature as set out in Section 2.3(B) of the Circular to Shareholders dated 7 October 2015 with HLIH and persons connected with HLIH ("HLIH Group") provided that such transactions are undertaken in the ordinary course of business, on commercial terms which are not more favourable to HLIH Group than those generally available to and/or from the public, where applicable, and are not, in the Company's opinion, detrimental to the minority shareholders;

AND THAT such approval shall continue to be in force until:

- (a) the conclusion of the next Annual General Meeting ("AGM") of the Company, at which time it will lapse, unless by a resolution passed at the meeting, the authority is renewed; or
- (b) the expiration of the period within which the next AGM of the Company after that date is required to be held pursuant to Section 143(1) of the Companies Act, 1965 ("the Act") (but shall not extend to such extension as may be allowed pursuant to Section 143(2) of the Act); or
- (c) revoked or varied by resolution passed by the shareholders in general meeting,

whichever is the earlier;

AND THAT the Directors of the Company be and are hereby authorised to complete and to do all such acts and things (including executing all such documents as may be required) as they may consider expedient or necessary to give effect to the transactions contemplated and/or authorised by this ordinary resolution.”

Resolution 11

12. To consider any other business of which due notice shall have been given.

By Order of the Board

Joanne Leong Wei Yin
Valerie Mak Mew Chan
Company Secretaries

Kuala Lumpur
7 October 2015

NOTICE OF ANNUAL GENERAL MEETING

... continued

Notes

1. For the purpose of determining members' eligibility to attend this meeting, only members whose names appear in the Record of Depositors as at 23 October 2015 shall be entitled to attend this meeting or appoint proxy(ies) to attend and vote on their behalf.
2. Save for a member who is an exempt authorised nominee, a member entitled to attend and vote at this meeting is entitled to appoint not more than two proxies to attend and vote in his stead. A proxy may but need not be a member of the Company and the provision of Section 149(1)(b) of the Companies Act, 1965 shall not apply to the Company. A member who is an authorised nominee may appoint not more than two proxies in respect of each securities account it holds. A member who is an exempt authorised nominee for multiple beneficial owners in one securities account ("Omnibus Account") may appoint any number of proxies in respect of the Omnibus Account.
3. Where two or more proxies are appointed, the proportions of shareholdings to be represented by each proxy must be specified in the instrument appointing the proxies, failing which the appointments shall be invalid.
4. The Form of Proxy must be deposited at the Registered Office of the Company at Level 9, Wisma Hong Leong, 18 Jalan Perak, 50450 Kuala Lumpur not less than 48 hours before the time appointed for holding of the meeting or adjourned meeting.

Explanatory Notes

1. Resolution 6 - Authority To Directors To Issue Shares

The proposed ordinary resolution, if passed, will give a renewed mandate to the Directors of the Company to issue ordinary shares of the Company from time to time provided that the aggregate number of shares issued pursuant to this resolution does not exceed 10% of the issued capital of the Company for the time being ("Renewed Mandate"). The Renewed Mandate, unless revoked or varied at a general meeting, will expire at the conclusion of the next Annual General Meeting of the Company.

As at the date of this Notice, no new shares in the Company were issued pursuant to the mandate granted to the Directors at the last Annual General Meeting held on 16 October 2014 and which will lapse at the conclusion of the Fifty-second Annual General Meeting.

The Renewed Mandate will enable the Directors to take swift action in case of, inter alia, a need for corporate exercises or in the event business opportunities or other circumstances arise which involve the issue of new shares, and to avoid delay and cost in convening general meetings to approve such issue of shares.

2. Resolutions 7 to 11 - Proposed Shareholders' Mandate For Recurrent Related Party Transactions Of A Revenue Or Trading Nature ("Proposed Shareholders' Mandate")

The proposed ordinary resolutions, if passed, will empower the Company and/or its subsidiaries to enter into recurrent related party transactions of a revenue or trading nature which are necessary for the day-to-day operations of the Hong Leong Industries Berhad Group, subject to the transactions being in the ordinary course of business and on terms which are not more favourable to the related parties than those generally available to and/or from the public and are not, in the Company's opinion, detrimental to the minority shareholders of the Company.

3. Re-appointment Of YAM Tunku Dara Tunku Tan Sri Naquiah bt Almarhum Tuanku Ja'afar ("YAM Tunku Dara Tunku Tan Sri Naquiah")

The Board has undertaken an annual assessment on the independence of all its Independent Directors including YAM Tunku Dara Tunku Tan Sri Naquiah who is seeking for re-appointment pursuant to Section 129 of the Companies Act, 1965 at the forthcoming Fifty-second Annual General Meeting. The annual assessment has been disclosed in the Statement on Corporate Governance, Risk Management and Internal Control of the Company's Annual Report.

Detailed information on the Proposed Shareholders' Mandate are set out in the Circular to Shareholders dated 7 October 2015 which is despatched together with the Company's Annual Report.

Statement Accompanying Notice of Annual General Meeting

(Pursuant to Paragraph 8.27(2) of the Main Market Listing Requirements of Bursa Malaysia Securities Berhad)

1. Details of individuals who are standing for election as Directors
No individual is seeking election as a Director at the Fifty-second Annual General Meeting of the Company.
2. Statement relating to general mandate for issue of securities in accordance with Paragraph 6.03 (3) of the Main Market Listing Requirements of Bursa Malaysia Securities Berhad
Details of the general mandate to issue securities in the Company pursuant to Section 132D of the Companies Act, 1965 are set out in Explanatory Note 1 of the Notice of Fifty-second Annual General Meeting.

DIRECTORS' PROFILE

YBHG DATUK KWEK LENG SAN

Chairman; Non-Executive/Non-Independent

Datuk Kwek Leng San, aged 60, a Singaporean, graduated from University of London with a Bachelor of Science (Engineering) degree. He also holds a Master of Science (Finance) degree from City University London. He has extensive business experience in various business sectors, including financial services and manufacturing.

Datuk Kwek was appointed to the Board of Directors ("Board") of Hong Leong Industries Berhad ("HLI") on 1 September 1990 and assumed the position of President & Chief Executive Officer in 1993. He was appointed as Chairman of HLI on 9 February 2012. He is a member of the Nominating Committee of HLI.

He is the Chairman of Malaysian Pacific Industries Berhad, Hume Industries Berhad (formerly known as Narra Industries Berhad) and Southern Steel Berhad, companies listed on the Main Market of Bursa Malaysia Securities Berhad ("Bursa Securities"). He is also a Director of Hong Leong Company (Malaysia) Berhad and Hong Leong Foundation.

YAM TUNKU DARATUNKU TAN SRI NAQUIAH BT ALMARHUM TUANKU JA'AFAR

Non-Executive Director/Independent

YAM Tunku Dara Tunku Tan Sri Naquiah bt Almarhum Tuanku Ja'afar, aged 70, a Malaysian, graduated from University of Cairo with a Bachelor of Economics/Political Science degree. She also holds a Diploma in Public Relations from the Malaysian Institute of Public Relations. YAM Tunku Dara is a founder and governor of Kolej Tuanku Ja'afar and is a shareholder and Director of Syarikat Pesaka Antah Sdn Bhd.

YAM Tunku Dara was appointed to the Board of HLI on 19 June 1971. She is a member of the Board Audit & Risk Management Committee and Nominating Committee of HLI.

YBHG DATO' AHMAD JOHARI BIN TUN ABDUL RAZAK

Non-Executive Director/Independent

Dato' Ahmad Johari bin Tun Abdul Razak, aged 60, a Malaysian, graduated from University of Kent, United Kingdom with a Bachelor of Arts degree in Law and qualified as a Barrister-at-Law from Lincoln's Inn. Presently, he is a Partner of a law firm in Kuala Lumpur. He was previously the Executive Chairman of Ancom Berhad ("Ancom").

Dato' Ahmad Johari was appointed to the Board of HLI on 2 January 1981. He is the Chairman of the Board Audit & Risk Management Committee of HLI.

He is the Chairman of Ancom and Daiman Development Berhad, and a Director of Sumatec Resources Berhad, companies listed on the Main Market of Bursa Securities. He is also a Director of Daiman Golf Berhad and Deutsche Bank (Malaysia) Berhad.

DIRECTORS' PROFILE

... continued

MR CHUAH CHUAN THYE*Non-Executive Director/Non-Independent*

Mr Chuah Chuan Thye, aged 59, a Malaysian, graduated from University of Massey, New Zealand with a Bachelor of Business Studies degree. He has more than 30 years experience in the business and finance sectors. Mr Chuah commenced employment as a manager in Hong Bee Hardware Company, Sdn Berhad ("Hong Bee") in 1979 and subsequently appointed as a Director of Hong Bee in 1984. Presently, he is the Managing Director of Hong Bee Group of Companies.

Mr Chuah was appointed to the Board of HLI on 1 December 1993. He does not sit on any committee of HLI.

YBHG DATO' DR ZAHA RINA BINTI ZAHARI*Non-Executive Director/Independent*

Dato' Dr Zaha Rina binti Zahari, aged 53, a Malaysian, received her Bachelor of Arts (Honours) degree in Accounting and Finance from Leeds Metropolitan University, United Kingdom and Master in Business Administration from University of Hull, United Kingdom. She also holds a Doctorate in Business Administration from University of Hull, focusing on capital markets research and specialising in derivatives.

Dato' Dr Zaha Rina was Consultant to Financial Technologies Middle East based in Bahrain for the set up of Bahrain Financial Exchange launched in January 2009. Prior to this, Dato' Dr Zaha Rina was with Royal Bank of Scotland Group in Singapore from August 2007 to May 2008. Dato' Dr Zaha Rina has more than 20 years experience in the financial, commodities and securities industry and the development of the Malaysian Capital Market which includes managing a futures broking company. She was the Chief Executive Officer of RHB Securities Sdn Bhd from 2004 to 2006. She has previous Board appointments at the Commodity and Monetary Exchange of Malaysia ("COMMEEX") from 1993 to 1996, and then as the Chief Operating Officer ("COO") of Kuala Lumpur and Financial Futures Exchange ("KLOFFE") in 2001.

She was instrumental in the merger of COMMEEX and KLOFFE which ultimately led to the creation of Malaysian Derivatives Exchange ("MDEX") and the subsequent appointment as COO of MDEX in June 2001. Dato' Dr Zaha Rina was then appointed Head of Exchanges, managing the operations of Bursa Securities, Malaysian Exchange of Securities Dealings & Automated Quotation, MDEX and Labuan International Financial Exchanges in September 2003 prior to Bursa Securities's demutualisation. Presently, she is a member of the Market Participations Committee of Bursa Securities.

Dato' Dr Zaha Rina was appointed to the Board of HLI on 9 February 2012. She is the Chairman of the Nominating Committee of HLI.

She is a Director of Pacific & Orient Berhad and Manulife Holdings Berhad, companies listed on the Main Market of Bursa Securities. She is also a Director of Tanah Makmur Berhad, MAAKL Mutual Berhad and Pacific & Orient Insurance Co Berhad.

DIRECTORS' PROFILE

... continued

MR PETER HO KOK WAI

Non-Executive Director/Independent

Mr Peter Ho Kok Wai, aged 56, a Malaysian, is a Member of the Malaysian Institute of Accountants (MIA), Fellow of the Institute of Chartered Accountants in England and Wales (ICAEW), Associate Member of the Institute of Cooperative and Management Accountants (CIMA) and Member of the Malaysian Institute of Certified Public Accountants (MICPA).

Mr Peter Ho forged his early career with Everett Pinto & Co., a central London Firm of Chartered Accountants, and qualified as a Chartered Accountant in 1984. Subsequently, in 1987, Mr Peter Ho joined KPMG, Kuala Lumpur ("KPMG, KL"), where he progressed to Head of Department in 1992. He was transferred to KPMG, Ipoh, in 1993 to head the branch and was admitted as Partner in 1995. He was transferred back to KPMG, KL in 2005 where he had, at various times, headed the Technical Committee, Audit Function And Marketing Department. He has more than 27 years of auditing experience in a wide range of companies including public listed companies and multinationals, with particular emphasis in manufacturing, distribution and financial services. Mr Peter Ho retired from KPMG, KL, in December 2014.

Mr Peter Ho was appointed to the Board of HLI on 3 June 2015. He is a member of the Board Audit & Risk Management Committee of HLI.

He is a Director of GuocoLand (Malaysia) Berhad, a company listed on the Main Market of Bursa Securities.

Notes:

1. Family Relationship with Director and/or Major Shareholder

YBhg Datuk Kwek Leng San is a brother of YBhg Tan Sri Quek Leng Chan and Mr Quek Leng Chye, both major shareholders of HLI. Save as disclosed herein, none of the Directors has any family relationship with any other Director and/or major shareholder of HLI.

2. Conflict of Interest

None of the Directors has any conflict of interest with HLI.

3. Conviction of Offences

None of the Directors has been convicted of any offences within the past 10 years.

4. Attendance of Directors

Details of Board meeting attendance of each Director are disclosed in the Statement on Corporate Governance, Risk Management and Internal Control in the Annual Report.

CHAIRMAN'S STATEMENT

On behalf of the Board of Directors of Hong Leong Industries Berhad ("HLI" or "the Company"), I am pleased to present the Annual Report and Financial Statements of the Group and of the Company for the financial year ended 30 June 2015 ("FY 2015").



OPERATING ENVIRONMENT

The Malaysian economy performed reasonably well in FY 2015. The strong domestic economic activity particularly in private consumption and construction sector benefited our business segments. However, energy costs and weakness in Ringgit have resulted in higher cost of manufacturing.

FINANCIAL REVIEW

In FY 2015, the Group achieved a revenue of RM2,139 million against the previous financial year ended 30 June 2014 ("FY 2014") of RM2,058 million. Operating profit improved by 4% to RM267 million as compared with that in FY 2014 due to improved margins and better product mix in our consumer products segment. The market continued to be highly

competitive in our industrial products segment. Profit before tax increased by 26% to RM301 million from RM238 million in FY 2014.

SIGNIFICANT CORPORATE DEVELOPMENT

On 10 September 2013, the Company entered into Shares Sale Agreements with Hume Industries Berhad (formerly known as Narra Industries Berhad) ("HIB") for the disposal of the entire issued and paid-up share capital in Hume Concrete Sdn Bhd (formerly known as Hume Industries (Malaysia) Sdn Bhd) ("HCCT"), and the entire 175,000,000 6-year 2% non-cumulative irredeemable convertible preference shares of RM1.00 each in Hume Cement Sdn Bhd ("HCMT") to HIB for RM48,000,000 and RM300,000,000 respectively. The disposal considerations were satisfied by the issuance of new ordinary shares of RM1.00 each in HIB ("HIB Shares") at an issue price of RM1.00 each ("Disposals").

The Disposals were completed on 20 October 2014 following the issue and allotment of the consideration shares by HIB in accordance with the terms and conditions of the Shares Sale Agreements. Accordingly, HCCT Group has ceased to be subsidiaries of HLI.

Upon completion of the Disposals, HLI implemented a capital distribution exercise involving the distribution of the new HIB Shares to its shareholders on the basis of 1,080 new HIB Shares for every 1,000 ordinary shares of RM0.50 each held in the Company ("Capital Distribution"). The new HIB Shares distributed to the entitled shareholders of HLI pursuant to the Capital Distribution were listed and quoted on the Main Market of Bursa Malaysia Securities Berhad on 24 October 2014 and accordingly, the corporate exercises were completed on even date.

CHAIRMAN'S STATEMENT*... continued***PROSPECTS**

Barring any unforeseen circumstances, the Board expects the Group's performance in both the consumer and industrial products segments to be satisfactory in the financial year ending 30 June 2016.

DIVIDEND

The Company declared and paid first and second interim dividends totaling 29 sen per share tax exempt for FY 2015. The Board does not recommend a final dividend for FY 2015.

ACKNOWLEDGEMENT

The Board was deeply saddened by the demise of the late YM Raja Dato' Seri Abdul Aziz bin Raja Salim on 4 March 2015. On behalf of the Board, I would like to express our gratitude and appreciation for his contribution and support towards the growth of HLI. We further extend our deepest sympathy and condolences to the bereaved members of his family.

We welcome Mr Peter Ho Kok Wai who joined the Board as Independent Non-Executive Director on 3 June 2015.

I would also like to extend my sincere appreciation to the Board of Directors, our management team and all our employees for their contribution, dedication and commitment to the Group. My sincere appreciation goes also to our valued customers, business associates, shareholders, financiers and the authorities for their continuous support and confidence in the Group.

DATUK KWEK LENG SAN
Chairman



REVIEW OF BUSINESS OPERATIONS

The Group's Consumer Products segment performed well in the financial year ended 30 June 2015 ("FY 2015") on strong domestic economic activity and resilient domestic private consumption. The overall construction sector stayed strong which benefited our businesses as well.

CONSUMER PRODUCTS

MOTORCYCLES

- **Malaysia**

The motorcycle industry further consolidated with an estimated decline of 14% to approximately 480,000 units against the previous financial year ended 30 June 2014 ("FY 2014") of 556,680 units. Despite the second year of successive decline in the total industry volume after the preceding year's robust growth, the market position of Hong Leong Yamaha Motor Sdn Bhd ("HLYM") continued to strengthen. This was made possible with the continuous investment in brand building activities and astute model planning. These have further entrenched the Yamaha brand as a brand of choice and is reflected in the confidence consumers have in Yamaha's products.

HLYM aims to differentiate through innovative process automation and widespread application of information technology across the supply chain in order to sustain a highly responsive, productive and cost effective manufacturing base that is continuously evolving in tandem with the market demand. The company continues to develop and nurture a team of highly skilled and competent workforce that could execute the company's strategy to introduce new models speedily and with better

specifications to attain a higher level of customer satisfaction and enhance Yamaha's market share.

HLYM has refocused its corporate social responsibility to put road safety activities at the forefront. With the annual Yamaha Balik Kampung Road Safety Campaign entering into its seventeenth year, the need for such safety awareness programmes is amplified with greater involvement of Government bodies and business partners to widen the reach of this safety awareness campaign. Today, HLYM's long term commitment to road safety activities is embedded as the foundation to most of its corporate social responsibility programmes.

- **Vietnam**

The sales volume of Yamaha Motor Vietnam Co., Ltd., an associate of Hong Leong Industries Berhad, increased by 2% to 668,007 units as compared with 653,456 units in FY 2014 due to a more stable economic environment, improved representation in the automatic segment and active advertising and promotional activities.

CERAMIC TILES

The domestic ceramic tiles market saw continued growth amidst a more cautious market sentiment in the second half of the year. Domestic sales revenue increased by 8%, driven by higher project sales and launch of new products with higher selling prices. International sales were marginally worse off in some key markets such as Europe and Singapore, but this was offset by strong sales recovery in Australia and Thailand.

During FY 2015, Guocera's manufacturing costs were slightly higher due to the hike in natural gas prices but this was mitigated by continuous cost down initiatives, with significant productivity improvements in all plants. Despite these challenges, Guocera recorded a significant improvement in profit before tax compared with FY 2014 mainly due to higher turnover, cost down initiatives and reduction in operating expenses. Average selling prices improved 5% due to better product mix, and gross margins have also improved significantly.

The export markets continued to be affected by global overcapacity, and the recent slowdown in the Chinese domestic market has accelerated China exports to the rest of the world at highly



REVIEW OF BUSINESS OPERATIONS

... continued

competitive prices. At the home front, Malaysian tile manufacturers are currently facing a major cost threat from rapidly rising energy costs.

The domestic market is expected to be more challenging with a slowdown in housing starts, while the international market will continue to offer growth opportunities. Guocera will continue to focus on new product innovation and increasing market share in both retail and project channels in the domestic market. Strategies have been developed to significantly increase Guocera's presence in core international markets to achieve the full potential of the business. The tiles division is expected to continue to deliver strong profit growth, through cost and productivity improvements, new product introductions and sales revenue growth in both the domestic and international markets.

INDUSTRIAL PRODUCTS

FIBRE CEMENT PRODUCTS

FY 2015 has been a challenge for the industry and the fibre cement business. Imports from overseas and price competition within the country required the business to re-assess its positioning in the market.

Moving forward, efforts are being undertaken to establish leadership position in fibre cement and partnerships with key property developers as well as widening its retail network.

Numerous value creation initiatives have been put in place in FY 2015 to mitigate the margin squeeze following the price hike in key raw materials coupled with the anticipated weakening Ringgit against the US Dollar for imported raw materials. Various initiatives have also been identified to control its operational costs, including energy savings efforts, sourcing for alternatives materials, and relentless efforts to improve the wastage levels.

The upgrading project in the Petaling Jaya factory was completed in year 2014, and it has since delivered an improved rate of performance. The upgrading project in the Ipoh factory is scheduled to be fully completed by the 1st quarter of the financial year ending 30 June 2016 ("FY 2016"). The technological improvements in the Ipoh factory are anticipated to enable production of a wider range of fibre cement products in FY 2016.

FY 2016 is a new start to position the business in the market with its series of new products, systems and applications. The business has recently introduced its new 'PRIMA' logo and tagline as part of its commitment as a comprehensive fibre cement product innovator in the building products industry. The partnership of strategic leadership team and pool of committed employees will enable the business to achieve quantum leap in the construction landscape.

CONCRETE ROOFING PRODUCTS

Hume Roofing Products Sdn Bhd ("HRP") is one of the leading concrete roof tile manufacturers and solutions provider and its ambition is to achieve continuous growth in the roofing products industry. After another strong financial year with 13% growth in sales, HRP aims to pursue further growth in the market through relentless marketing initiatives coupled with quality products and services to secure more projects from the Government as well as private sectors.

In FY 2016, two new products will be launched into the market, namely 'Marina Zen' and 'Marina Plus'. In line with this, the necessary technologies have been acquired to ensure that these new products are of the highest quality of finishing. Production is expected to begin in the second quarter of FY 2016 and will target customers in the middle and high end housing segments. There are plans in place to launch more innovative products to drive HRP's growth and ensure its competitiveness in the industry. The key focus has always been to ensure the quality, cost and delivery exceed customers' expectations.



CORPORATE SOCIAL RESPONSIBILITY

The Group strives to go beyond Corporate Social Responsibility ("CSR") and integrate sustainability in everything that we do. We need to move away from a list of check boxes to meaningful actions to ensure impact to create real change for the better. This has impacted our actions this past year and will continue to affect thinking moving forward. We take this effort seriously and are not simply motivated by trying to enhance our corporate image.



We need to genuinely transform by integrating sustainability into the heart of our businesses and we are slowly making inroads into this. We believe in serving our communities, which include our employees, customers, business partners and the environment, as our partners. We have a common understanding that without the community, there is no company. The Group sees CSR, or more accurately, sustainability, as integral to its mission. The Group contributes to the socio-economic development of the nation through its business growth, promoting education, providing aid to marginalised communities, supporting and developing local talent, propagating green practices and practicing sustainable supply-chain in its operations.

Below is our commitment to each of the focus areas under the Group Sustainability Plan:

WORKPLACE

The Group is committed to upholding the human rights of our employees and treating them with dignity and respect. We strive to deliver innovative solutions as well as to create an inspiring and conducive working environment.

The Group also aims to ensure that the health, safety and welfare of our

employees are well taken care of and we acknowledge our responsibility towards employees who may be affected by our activities. Some of the activities undertaken during the year include:

- Customised development programme for members from Hume Marketing Sdn Bhd ("HMKT"), with participants from branches nationwide.
- Foreman Circle programme – an initiative by Hong Leong Yamaha Motor Sdn Bhd ("HLYM") to improve productivity by enhancing shop floor controls through structured trainings such as 'Poka-Yoke', 'Genba' together with senior management, and Foremen Kaizen competition to cultivate creative problem solving

skills, safe working environment attitude and a motivated workforce.

- Establishment of a Ceramic Industry Centre of Excellence in collaboration with Universiti Sains Malaysia by the Ceramic Tiles division to provide internship to undergraduates with a long term vision of encouraging and exposing young and future engineers to this industry that has evolved from traditional tiles business to a creative and innovative lifestyle industry.

The Group identifies and hires local talent through our Graduate Development Programme – a programme in which we hire fresh local graduates to undergo a training programme. This



CORPORATE SOCIAL RESPONSIBILITY

... continued

WORKPLACE *con't*

programme aims to identify and develop young graduates into relevant fields of talents to support the growth of the Group. It entails classroom training, on-the-job familiarisation, learning assignments as well as mentoring. For the non-executives, various in-house and external programmes were conducted to enhance their technical competencies as well as supervisory skills in order to develop a competent workforce that is knowledgeable and highly motivated.

Since its founding, the Group has demonstrated an on-going commitment to people and to fair employment practices. The Group's growth and expansion throughout the region have created a more diverse work force by tapping on our people who have different experiences, perspectives and cultures. This has allowed the Group to build on its creativity and innovation which helps the organisation to realise its full potential.

We believe that a well-managed, diverse and inclusive work force expands the Group's base of knowledge, skills and cross-cultural understanding, which in turn, enables us to understand, relate and respond to our diverse and changing customers throughout the world. Our overall commitment is reflected in our diversity and inclusion philosophy.

Consistent with our Best Work Environment practices, we maintain a work environment

free from discrimination and we comply with all applicable laws pertaining to non-discrimination and equal opportunity. This is evidenced by the diverse ethnic and social backgrounds of members, staff and clients.

ENVIRONMENT

The Group endeavours to identify and minimise the negative environmental impacts of our products and business activities. We take steps to reduce environmental impact wherever possible.



Our environmental initiatives include smart and careful consumption of resources, water, emissions to air, waste generation, energy use and procurement processes. We are committed to minimising our environmental impact and encouraging greater sustainability throughout our business.

The Ceramic Tiles division is in the midst of working towards reducing Carbon Footprint with energy efficiency initiatives in all the factories. In financial year ("FY") ended 30 June 2015 ("FY 2015"), this programme achieved a total reduction of 7.25 billion kcal, equivalent to 800 homes electricity usage in one year. We will continue similar initiatives in FY ending 30 June 2016 to ensure our commitments to contribute to the global efforts in sustaining a conducive environment for our future generations.

The Ceramic Tiles division is also committed in sustainable and green technology and its various activities ensure maintenance of the Sirim Ecolabel and Singapore Green Label.

HYLM's effort in pursuing a greener work place has seen success in attaining EMS ISO14001 certification for the ninth consecutive year. With greater focus on energy saving, pollution prevention in waste water control and optimising air ventilation at painting process, HLYM continues to see progress in mitigating pollution and at the same time, providing safe working environment for employees.

Our commitment to the environment has guided us to continually strive to reduce our waste in our manufacturing plants in Malaysia and elsewhere in the world by offering more environmentally friendly and sustainable operations.



CORPORATE SOCIAL RESPONSIBILITY

... continued

MARKETPLACE

The Group is committed to good business ethics and integrity. For many years now, the Group has had in place internally generated best practices to ensure the economic sustainability of all its companies. Some of these best practices are:

- Established Financial Management Disciplines intended to drive excellence in financial management with the objective of preserving and enhancing the quality of the business as an on-going concern.
- An established Enterprise Risk Management structure to ensure that a systematic process and delegation of responsibility are clearly set out to guide management.
- A code of business conduct and ethics of financial reports which contains disclosures that are true and fair.
- In choosing its directors, the Group seeks individuals of high integrity, and with shareholder orientation and a genuine interest in their respective company's businesses. They are tasked with the responsibility of exercising their business judgment to act in what they reasonably believe to be in the best interest of the company and the shareholders they represent.
- The practice of responsible selling and marketing of products and services.



Incorporated in 1992, Hong Leong Foundation is a corporate foundation driven by the interest and passion of the Hong Leong Group. It is funded by contributions from Hong Leong Group Malaysia companies and is effectively its charitable arm through which most of the Group's philanthropic activities are conducted. The Foundation expended a total of RM26.9 million over the last three years and has the following programmes in place working with our Community Partners:

- Community Welfare Programme to address the daily needs of homes, shelters and community centres.

- Towards Self-Sufficiency:
 - Tertiary Scholarship Programme
 - Reach out and Rise Education Development Programme
 - The Hong Leong Masters Scholarship Programme
 - After School Care Programme.
- Community Partner Programme to enable furtherance of the charity's mission and vision:
 - Good Jobs: Employment Development Programme
 - Better Homes: Welfare Home Transformation Programme
 - Hong Leong Foundation NGO Accelerator Programme
 - Community Welfare Programme.

COMMUNITY

The Group conducts most of its philanthropic activities through Hong Leong Foundation, the charitable arm of the Hong Leong Group.

CORPORATE SOCIAL RESPONSIBILITY

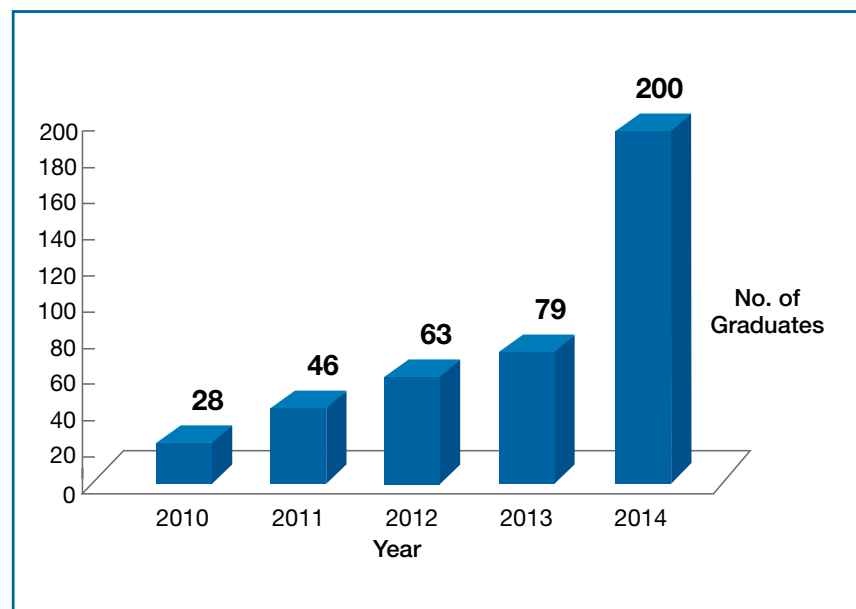
... continued

**COMMUNITY *con't***

The total funds disbursed by the Foundation in FY 2015 were RM6.9 million, benefiting 30 charity organisations. During the year, the Foundation disbursed RM3.2 million in scholarships to benefit around 200 scholars studying in various universities, all of whom are from financially-challenged families. Because gaps of opportunity exist along the entire spectrum of education development, the Foundation has set up a comprehensive programme to empower its scholars: enrichment camps and workshops, internships, mentorships and other supports to help them excel in their formative years at university and beyond.

Since 1993, the Hong Leong Foundation has awarded more than RM29.5 million in scholarships to 1,204 scholars via its scholarship programmes for diplomas, degrees or masters.

Guided by the Group value of Social Responsibility, we are committed at all levels of organisation to fulfil our role as a responsible corporate citizen in supporting the communities through our CSR programmes and social contributions. Some of the activities include:

Hong Leong Foundation Scholarship Graduates by Year:

CORPORATE SOCIAL RESPONSIBILITY

... continued



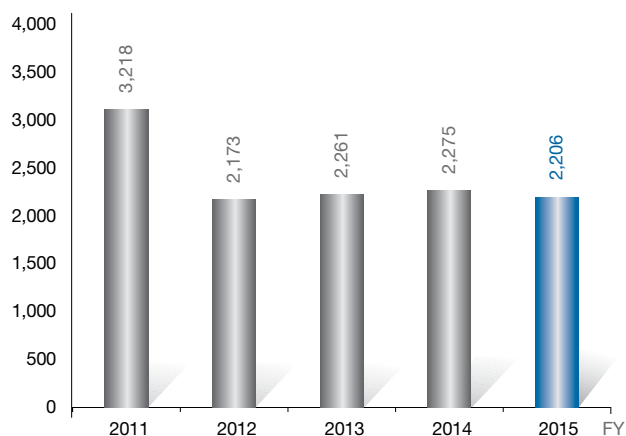
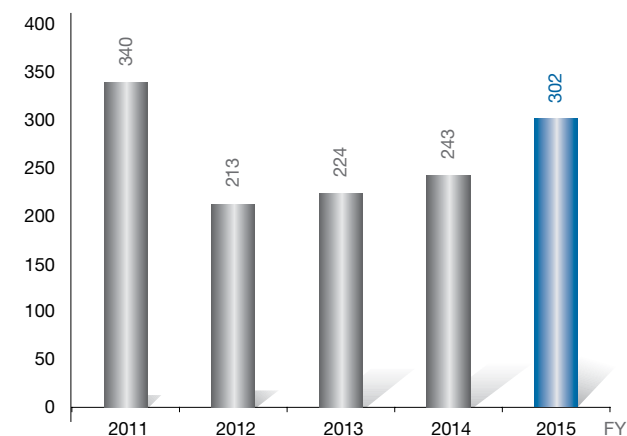
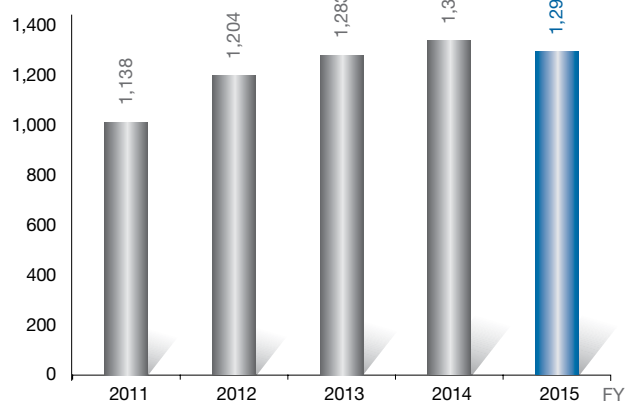
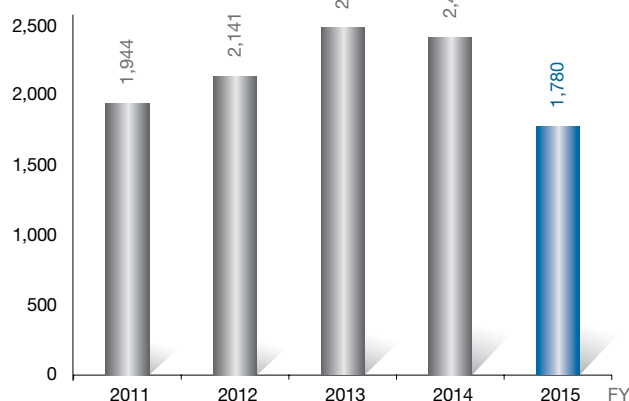
COMMUNITY *con't*

- Supporting and sponsoring of a futsal team comprising children from Rita Home and House of Love by the Ceramic Tiles division, which took part in the futsal tournament organised by Hong Leong's CSR department and eventually emerged as the second runner-up in the said tournament.
- Social and community initiatives with members participation from HMKT and the Ceramic Tiles division, including distribution of hygiene kits to flood victims, flood post-relieve drive, collection of donations, purchased bulk items and followed by packaging and delivery arrangement to identified flood affected sites early 2015 which the country faced the worst flood catastrophe.
- Restoring new tiles in the toilets and stage of a primary school in Kluang, based on the theme "Restoration before Deterioration", sponsored by the Ceramic Tiles division.
- Promoting healthy lifestyle with members participation from the Group in the Calorie Trading Scheme spearheaded by CSR Department, Hong Leong Foundation.



GROUP FINANCIAL HIGHLIGHTS

RM'million	FY 2011	FY 2012	FY 2013	FY 2014	FY 2015
REVENUE	3,218	2,173	2,261	2,275	2,206
PROFIT BEFORE TAXATION	340	213	224	243	302
PROFIT ATTRIBUTABLE TO OWNERS OF THE COMPANY	219	132	148	168	173
NET EARNINGS PER SHARE (SEN)	71	43	48	54	56
NET DIVIDEND PER SHARE (SEN)	20	22	22	25	29
TOTAL EQUITY	1,138	1,204	1,283	1,377	1,294
TOTAL ASSETS	1,944	2,141	2,489	2,414	1,780
CAPITAL EXPENDITURE	289	34	68	51	56

Revenue
(RM'million)Profit Before Taxation
(RM'million)Total Equity
(RM'million)Total Assets
(RM'million)

CORPORATE GOVERNANCE, RISK MANAGEMENT AND INTERNAL CONTROL

“CORPORATE GOVERNANCE IS THE PROCESS AND STRUCTURE USED TO DIRECT AND MANAGE THE BUSINESS AND AFFAIRS OF THE COMPANY TOWARDS ENHANCING BUSINESS PROSPERITY AND CORPORATE ACCOUNTABILITY WITH THE ULTIMATE OBJECTIVE OF REALISING LONG TERM SHAREHOLDER VALUE, WHILST TAKING INTO ACCOUNT THE INTEREST OF OTHER STAKEHOLDERS.”

~ Finance Committee on Corporate Governance

The Board of Directors (“Board”) has reviewed the manner in which the Malaysian Code on Corporate Governance 2012 (“Code”) is applied in the Group as set out below. The Board is pleased to report compliance of the Group with the principles and recommendations as set out in the Code except where otherwise stated.

A. ROLES AND RESPONSIBILITIES OF THE BOARD

The Board assumes responsibility for effective stewardship and control of the Company and has established terms of reference (“TOR”) to assist in the discharge of this responsibility.

The roles and responsibilities of the Board are set out in the Board Charter which is published on the Company’s website, and broadly cover formulation of corporate policies and strategies; overseeing and evaluating the conduct of the Group’s businesses; identifying principal risks and ensuring the implementation of appropriate systems to manage those risks; and reviewing and approving key matters such as financial results, investments and divestments, acquisitions and disposals, and major capital expenditure.

There is a clear division of responsibilities between the Chairman and the Group Managing Director (“GMD”), which are distinct and separate.

The Chairman leads the Board and ensures its smooth and effective functioning.

The GMD is responsible for the vision and strategic direction of the Group, implementing the policies and decisions of the Board, initiating business ideas and corporate strategies to create competitive edge and enhancing shareholder wealth, setting the benchmark and targets for operating companies, overseeing the day-to-day operations and tracking compliance and business progress.

Independent Non-Executive Directors (“INEDs”) are responsible for providing insights, unbiased and independent views, advice and judgment to the Board and bring impartiality to Board deliberations and decision-making. They also ensure effective checks and balances on the Board. INEDs do not participate in the day-to-day management of the Company and there are no relationships or circumstances that could interfere with or are likely to affect the exercise of their independent judgment or the ability to act in the best interest of the Company and its shareholders.

The Group continues to operate in a sustainable manner and seeks to contribute positively to the well-being of stakeholders. The Group’s key corporate social responsibility activities or sustainability plan are set out in the Corporate Social Responsibility Statement of this Annual Report.

The Board observes the Company Directors’ Code of Ethics established by the Companies Commission of Malaysia (“CCM”) which is available at CCM’s website at www.ssm.com.my. In addition, the Group also has a Code of Ethics that sets out sound principles and standards of good practice which are observed by the employees. The Group has in place procedures and rules for employees to raise responsibly, in confidence, concerns about serious misconduct and other possible improprieties which pose a financial, legal, reputational or operational risks to the Group.

CORPORATE GOVERNANCE, RISK MANAGEMENT AND INTERNAL CONTROL ... continued

B. BOARD COMPOSITION

The Board comprises 6 directors, 4 of whom are non-executive and independent. The profiles of the members of the Board are provided in the Annual Report.

The Company is guided by the Policy on Board Composition adopted by the Company in determining its board composition. The Policy includes the following:

- The Board shall determine the appropriate size of the board to enable an efficient and effective conduct of board deliberation.
- The Board shall have a balance of skills and experience commensurate with the complexity, size, scope and operations of the Company and shall have an appropriate balance of independent directors comprising at least one third of the board.
- The Board shall also include a balanced composition of executive and non-executive directors.
- Board members should have the ability to commit time and effort to carry out duties and responsibilities effectively.
- The Board recognises the merits of Board diversity in adding value to collective skills, perspectives and strengths to the Board.

The Board will consider appropriate targets in Board diversity including gender, ethnicity and age balance on the Board and will take the necessary measures to meet these targets from time to time as appropriate.

The Board is of the view that the current size and composition of the Board are appropriate and effective for the control and direction of the Group's business. The composition of the Board also fairly reflects the investment of shareholders in the Company.

C. BOARD COMMITTEES

Board Committees have been established by the Board to assist in the effective discharge of its duties.

I Board Audit & Risk Management Committee ("BARMC")

The composition of the BARMC, its TOR and a summary of its activities are set out in the Board Audit & Risk Management Committee Report of this Annual Report.

II Nominating Committee ("NC")

The NC was established on 30 April 2013 and the members are as follows:

YBhg Dato' Dr Zaha Rina binti Zahari

Chairman, Independent Non-Executive Director

YAM Tunku Dara Tunku Tan Sri Naquiah bt Almarhum Tuanku Ja'afar

Independent Non-Executive Director

YBhg Datuk Kwek Leng San

Non-Independent Non-Executive Director

The NC's functions and responsibilities are set out in the TOR as follows:

- To review and propose to the Board, all appointments, re-appointments, re-elections and removals of directors; appointments of Board committees and chief executive; and to review the criteria to be used.
- To assess annually the independence of the independent directors.
- To propose for the Board's approval, objective performance criteria for evaluation of the performance of the Board as a whole, the Board committees and the contribution and performance of each individual director and Board committee member, including the chief executive and chief financial officer.

CORPORATE GOVERNANCE, RISK MANAGEMENT AND INTERNAL CONTROL

... continued

C. BOARD COMMITTEES *cont'd*

II Nominating Committee ("NC") *cont'd*

- To evaluate the Board's performance by carrying out the assessment process implemented by the Board for assessing the effectiveness of the Board as a whole, Board committees and the contribution and performance of each individual director and Board committee member, including the chief executive and chief financial officer.
- To review and propose appropriate training programmes for the Board.
- To carry out such other functions and duties as may be delegated by the Board from time to time.

The NC carried out its duties in accordance with its TOR.

The Company has in place the process and procedure for assessment of new appointment, re-appointment, re-election and removal of directors, and the appointment of chief executive, and the criteria used ("Process and Procedure for Assessment").

A formal evaluation process has been put in place to assess the effectiveness of the Board as a whole, the Board committees and the contribution and performance of each individual director, Board committee member and the chief financial officer.

Having reviewed the annual assessments in respect of the financial year ended 30 June 2015 ("FY 2015"), the NC is satisfied that the Board, Board committees, each individual director, each Board committee member and the Chief Financial Officer (except for a newly appointed Director whose assessment was carried out by the NC prior to his appointment in accordance with the Process and Procedure for Assessment) have effectively discharged their duties and responsibilities. They have also fulfilled their responsibilities and are suitably qualified to hold their positions.

The NC meets at least once in each financial year and additional meetings may be called at any time as and when necessary.

The NC met 2 times during FY 2015 where all the NC members attended.

During FY 2015, the NC has considered and reviewed the following:

- composition of the Board and Board committees;
- professional qualification and experience of the directors;
- independence of independent directors and their tenure;
- trainings undertaken by directors; and
- appointment, re-election and re-appointment of directors.

The NC has also evaluated the performance of the Board and Board committees, benchmarking against their respective TOR.

III Remuneration Committee ("RC")

The Company does not have a RC. The Board is of the view that it is not necessary for the Company to establish a RC for the time being given the current size of the Board. The Board as a whole functions as the RC.

The Group's remuneration scheme for executive directors is linked to performance, service seniority, experience and scope of responsibility and is periodically benchmarked to market/industry surveys conducted by human resource consultants. Performance is measured against profits and targets set in the Group's annual plan and budget.

The level of remuneration of non-executive directors reflects the level of responsibilities undertaken by them.

CORPORATE GOVERNANCE, RISK MANAGEMENT AND INTERNAL CONTROL ... continued

C. BOARD COMMITTEES *cont'd*

III Remuneration Committee ("RC") *cont'd*

The remuneration packages of executive directors are reviewed by the entire Board, with the presence of a majority of non-executive directors. The executive director concerned shall not participate in the deliberations and shall vacate the meeting room during deliberations of his remuneration package.

The Board, in assessing and reviewing the remuneration packages of executive directors, ensures that a strong link is maintained between their rewards and individual performance, based on the provisions in the Group's Human Resources Manual, which are reviewed from time to time to align with market/industry practices.

The fees of directors are recommended and endorsed by the Board for approval by the shareholders of the Company at its annual general meeting ("AGM").

The aggregate remuneration of directors (including remuneration of directors appointed/resigned/passed away during FY 2015, and remuneration earned as directors of subsidiaries) for FY 2015 is as follows:

	Fees (RM)	Salaries & Other Emoluments (RM)	Total (RM)
Executive Directors	48,356	1,454,598	1,502,954
Non-Executive Directors	402,548	100,520	503,068

The number of directors whose remuneration falls into the following bands is as follows:

Range Of Remuneration (RM)	Executive	Non-Executive
50,000 and below	–	1
50,001 – 100,000	–	4
100,001 – 150,000	–	2
150,001 – 1,500,000	–	–
1,500,001 – 1,550,000	1	–

D. INDEPENDENCE

The Company has in place, an Independence of Directors Policy which sets out the criteria for assessing the independence of independent directors. The Board will apply these criteria upon admission, annually and when any new interest or relationship develops.

The Board further takes cognisance of Recommendations 3.2 and 3.3 of the Code that the tenure of an independent director should not exceed a cumulative term of 9 years. However, the Board seeks to strike an appropriate balance between tenure of service, continuity of experience and refreshment of the Board. Although a longer tenure of directorship may be perceived as relevant to the determination of a director's independence, the Board recognises that an individual's independence should not be determined solely based on tenure of service. Further, the continued tenure of directorship brings considerable stability to the Board, and the Company benefits from directors who have, over time, gained valuable insight into the Group, its market and the industry.

CORPORATE GOVERNANCE, RISK MANAGEMENT AND INTERNAL CONTROL

... continued

D. INDEPENDENCE *cont'd*

The independent directors have declared their independence, and the NC and the Board have determined, at the annual assessment, that they, including YBhg Dato' Ahmad Johari bin Tun Abdul Razak and YAM Tunku Dara Tunku Tan Sri Naquiah bt Almarhum Tuanku Ja'afar who have served on the Board for a cumulative tenure of more than 9 years, remain objective and have continued to bring independent and objective judgment to Board deliberations and decision-making.

Both the independent directors and non-independent directors are required to submit themselves for re-election at the AGM every 3 years under the Main Market Listing Requirements of Bursa Malaysia Securities Berhad ("Bursa") ["MMLR"] and Articles of Association of the Company. In addition, the re-appointment of directors who have attained 70 years of age and above is subject to shareholders' approval at the AGM under Section 129 of the Companies Act, 1965. In respect of the independent directors who have served a tenure of 9 years and above, and who are due for re-election or re-appointment, justification for their re-election or re-appointment, as the case may be, will be set out in the explanatory notes of the notice of AGM.

E. COMMITMENT

The directors are aware of their responsibilities and will devote sufficient time to carry out such responsibilities. In line with the MMLR, directors are required to comply with the restrictions on the number of directorships in public listed companies. Directors provide notifications to the Board for acceptance of any new Board appointment. This ensures that their commitment, resources and time are focused on the affairs of the Company to enable them to discharge their duties effectively. Board meetings are scheduled a year ahead in order to enable full attendance at Board meetings. Directors are required to attend at least 50% of Board meetings pursuant to the MMLR.

The Board meets quarterly with timely notices of issues to be discussed. Additional meetings may be convened on an ad-hoc basis as and when necessary. Where appropriate, decisions are also taken by way of Directors' Circular Resolutions.

All Board members are supplied with information in a timely manner. Board reports are circulated prior to Board meetings and the reports provide, amongst others, financial and corporate information, significant operational, financial and corporate issues, updates on the performance of the Company and of the Group and management's proposals which require the approval of the Board.

All directors have access to the advice and services of qualified and competent Company Secretaries and internal auditors. All directors also have access to independent professional advice at the Company's expense, in consultation with the Chairman of the Company.

At Board meetings, active deliberations of issues by Board members are encouraged and such deliberations, decisions and conclusions are recorded by the Company Secretaries accordingly. Any director who has an interest in the subject matter to be deliberated shall abstain from deliberation and voting on the same during the meetings.

The Board met 4 times during FY 2015.

CORPORATE GOVERNANCE, RISK MANAGEMENT AND INTERNAL CONTROL ... continued

E. COMMITMENT *cont'd*

Details of attendance of each director are as follows:

Directors	Attendance
YBhg Datuk Kwek Leng San	4/4
YAM Tunku Dara Tunku Tan Sri Naquiah bt Almarhum Tuanku Ja'afar	4/4
YBhg Dato' Ahmad Johari bin Tun Abdul Razak	4/4
Mr Chuah Chuan Thye	4/4
YBhg Dato' Dr Zaha Rina binti Zahari	4/4
Mr Peter Ho Kok Wai	—*
YM Raja Dato' Seri Abdul Aziz bin Raja Salim	3/3
<i>(Passed away on 4 March 2015)</i>	
Mr Jonathan Forest Wilson	4/4
<i>(Resigned on 19 June 2015)</i>	

* Mr Peter Ho Kok Wai, who was appointed as a director of the Company on 3 June 2015, has not attended any Board meeting during FY 2015 as there was no Board meeting held during his office as a director of the Company.

The Board recognises the importance of continuous professional development and training for directors.

The Company is guided by a Directors' Training Policy, which covers an Induction Programme and Continuing Professional Development ("CPD") for directors of the Company. The Induction Programme which includes visits to the Group's various business operations and meetings with senior management is organised for newly appointed directors to assist them to familiarise and to get acquainted with the Group's businesses. The CPD encompasses areas related to the industry or businesses of the Group, governance, risk management and regulations through a combination of courses and conferences.

All directors of the Company have completed the Mandatory Accreditation Programme.

The Company regularly organises in-house programmes, briefings and updates by its in-house professionals. The directors are also encouraged to attend seminars and briefings in order to keep themselves abreast with the latest developments in the business environment and to enhance their skills and knowledge. Directors are kept informed of available training programmes on a regular basis.

The Company has prepared for the use of its directors, a Director Manual which highlights, amongst others, the major duties and responsibilities of a director vis-à-vis various laws, regulations and guidelines governing the same.

In assessing the training needs of directors, the Board has determined that appropriate training programmes covering matters on corporate governance, finance, legal, risk management and/or statutory/regulatory compliance, be recommended and arranged for the directors to enhance their contributions to the Board.

During FY 2015, the directors received regular briefings and updates on the Group's businesses, operations, risk management, internal controls, corporate governance, finance and any changes to relevant legislation, rules and regulations from in-house professionals. The Company also organised an in-house programme for its directors and senior management.

The directors of the Company have also attended various programmes and forums facilitated by external professionals in accordance with their respective needs in discharging their duties as directors.

CORPORATE GOVERNANCE, RISK MANAGEMENT AND INTERNAL CONTROL

... continued

E. COMMITMENT *cont'd*

During FY 2015, the directors of the Company, collectively or on their own, attended various training programmes, seminars, briefings and/or workshops including:

- HKEx Consultation and IPO Updates
- HKEx Consultation Conclusion on Risk Management and Internal Control
- Price Control and Anti-Profitteering (Mechanism to Determine Unreasonably High Profit) (Net Profit Margin) Regulations 2014
- Main Market Listing Requirements of Bursa Malaysia Securities Berhad
- Shaking Things Up: Technology that Transforms and How to Keep Pace
- Economic Outlook & Issues: Global and Domestic Macroeconomic Outlook
- Global Economic Symposium (GES) 2014
- Strategy & Risk – Managing Uncertainty
- A Telecommunication/Broadcasting And Content Programme
- A Holistic Approach – Global Estate Planning for High-Net-Worth Families
- CEO Forum 2014 – Surviving The Next Global Financial Crisis
- Ivey Asia Leadership Programme
- Wealth Management: Private Banking, Investment Decisions and Structured Financial Products
- Equity Portfolio Strategy & Global Market Moving Events
- 26th Annual Palm & Lauric Oils Conference & Exhibition Price Outlook 2015/2016 (POC 2015)
- Corporate Strategy and Strategic Choices
- Industry Consultation Session – 2015 Non-Executive Directors' Remuneration Study.

F. ACCOUNTABILITY AND AUDIT

The financial reporting and internal control system of the Group is overseen by the BARMC which comprises all independent non-executive directors. The primary responsibilities of the BARMC are set out in the Board Audit & Risk Management Committee Report.

The BARMC is supported by the Internal Audit Department whose principal responsibilities are to conduct risk-based audits to ensure that adequate and effective controls are in place to mitigate risks; operational audits to identify opportunities for operational improvement; and also ensure compliance with standard operating procedures of the Group. Investigation or special review will be carried out at the request of the BARMC and senior management on specific areas of concern when necessary. Significant breaches and deficiencies identified are discussed at the BARMC meetings where appropriate actions will be taken.

I Financial Reporting

The Board is responsible for ensuring the proper maintenance of accounting records of the Group. The Board receives the recommendation to adopt the financial statements from the BARMC which assesses the financial statements with the assistance of the external auditors.

II Risk Management and Internal Control

The Statement on Risk Management and Internal Control ("SORMIC") as detailed under paragraph I of this Statement provides an overview of the system of internal controls and risk management framework of the Group.

CORPORATE GOVERNANCE, RISK MANAGEMENT AND INTERNAL CONTROL ... continued

F. ACCOUNTABILITY AND AUDIT *cont'd*

III Relationship with Auditors

The appointment of external auditors is recommended by the BARMC which determines the remuneration of the external auditors. The BARMC reviews the suitability and independence of the external auditors annually. The external auditors meet with the BARMC to:

- present the scope of the audit before the commencement of audit; and
- review the results of the audit as well as the management letter after the conclusion of the audit.

At least twice a year, the BARMC will have a separate session with the external auditors without the presence of management.

G. DISCLOSURE

The Company has in place a corporate disclosure policy for compliance with the disclosure requirements set out in the MMLR, and to raise awareness and provide guidance to the Board and management on the Group's disclosure requirements and practices.

All timely disclosure and material information documents will be posted on the website after release to Bursa.

H. SHAREHOLDERS

I Dialogue with Shareholders and Investors

The Board acknowledges the importance of regular communication with shareholders and investors via the annual reports, circulars to shareholders and quarterly financial reports and the various announcements made during the year, through which shareholders and investors can have an overview of the Group's performance and operation.

Notices of general meetings and the accompanying explanatory notes are provided within the prescribed notice period on the Company website, Bursa website, in the media and by post to shareholders. This allows shareholders to make the necessary arrangements to attend and participate either in person, by corporate representative, by proxy or by attorney.

Shareholders have the right to demand to vote by way of a poll at the general meetings for resolutions and the voting results will be announced at the meetings and through Bursa.

The Company has a website at <http://www.hli.com.my> which the shareholders can access for information which includes the Board Charter, corporate information, announcements/press releases/briefings, investor briefings, financial information, products information and investor relations.

In addition, shareholders and investors can have a channel of communication with the Chief Financial Officer to direct queries and provide feedback to the Group.

Queries may be conveyed to the following person:

Name	: Mr Soon Seong Keat
Tel No.	: 03-2164 2631
Fax No.	: 03-2715 4808
Email address	: IRelations@hli.com.my

CORPORATE GOVERNANCE, RISK MANAGEMENT AND INTERNAL CONTROL

... continued

H. SHAREHOLDERS *cont'd*

II AGM

The AGM provides an opportunity for the shareholders to seek and clarify any issues and to have a better understanding of the Group's performance. Shareholders are encouraged to meet and communicate with the Board at the AGM and to vote on all resolutions. Senior management and the external auditors are also available to respond to shareholders' queries during the AGM.

I. SORMIC

The Responsibility of the Board

The Board recognises its overall responsibility for the adequacy and effectiveness of the Group's system of internal controls and risk management framework to safeguard shareholders' investment and the Group's assets.

Accordingly, the Board has entrusted the BARMC to provide oversight of the system of internal controls and risk management framework. The BARMC is assisted by the Group's Internal Audit Department in this role.

The Risk Management Framework

For FY 2015, management has maintained the risk management framework in accordance with MS ISO 31000: 2010. The framework serves to:

- establish the context of risk in relation to the Group's risk appetite;
- identify the risks faced by the Group in the operating environment;
- assess the likelihood and impact of such risks identified and hence their risk levels;
- evaluate the priority to be given to managing each risk based on its respective risk level;
- assess the adequacy and effectiveness of the existing risk mitigating measures;
- evaluate risk treatment options (i.e. changing the likelihood or consequence of the risk; and sharing, retaining or avoiding the risk) in relation to the Group's context of risk;
- develop any necessary further measures to manage these risks; and
- monitor and review risk mitigating measures, risk levels and emerging risks.

On an on-going basis, each operating company's Chief Executive and authorised risk owners have clear accountabilities to:

- monitor its existing risks, identify emerging risks and hence update the enterprise-wide risk registers;
- maintain the adequacy, effectiveness and relevance of action plans and control systems developed to manage risks; and
- periodically prepare risk management report for reporting to the BARMC.

The System of Internal Controls

The key elements of the Group's system of internal controls are described below:

- A management structure exists with clearly defined delegation of responsibilities to the management of the Group's operating companies, including authorisation levels for all aspects of the business and operations.
- Documented corporate policies and procedures covering various aspects of the business and operations of the Group.
- Promotion of a strong internal control culture through the Group's values and ethics and also the "tone at the top".
- Diligent review of the quarterly financial results and reports and identifying the reasons for any unusual variances.
- Internal control assurance activities such as self-audits and completion of internal control questionnaires undertaken by management of the operating companies.
- Risk-based internal audits carried out by the Group's Internal Audit Department focusing on key risk areas.
- Recurring periodic reporting to the BARMC on the results of control assurance and audit activities and also the management of risks throughout the Group.

CORPORATE GOVERNANCE, RISK MANAGEMENT AND INTERNAL CONTROL ... continued

I. SORMIC *cont'd*

Management and Decision-Making Processes

The internal control and risk management processes of the Group are in place for the year under review and up to the date of approval of this SORMIC for inclusion in the annual report; and reviewed periodically by the BARMC. These processes are intended to manage and not expected to eliminate all risks of failure to achieve business objectives. Accordingly, they can only provide reasonable and not absolute assurance against material misstatement of management and financial information or against financial losses and fraud.

The Board has received assurance from the Chief Financial Officer ^{Note 1} that the Group's system of internal controls and risk management framework are operating adequately and effectively, in all material aspects, based on the internal control system and risk management framework of the Group.

Review of the SORMIC by External Auditors

Pursuant to Paragraph 15.23 of the MMLR, the external auditors have reviewed the SORMIC pursuant to the scope set out in Recommended Practice Guide ("RPG") 5 (Revised) issued by the Malaysian Institute of Accountants for inclusion in the 2015 Annual Report, and reported to the Board that nothing has come to their attention that causes them to believe that the SORMIC is not prepared, in all material aspects, in accordance with the disclosures required by Paragraphs 41 and 42 of the Statement on Risk Management and Internal Control Guidelines for Directors of Listed Issuers, nor is the SORMIC factually inaccurate. RPG 5 (Revised) does not require the external auditors to consider whether the SORMIC covers all risks and controls, or to form an opinion on the adequacy and effectiveness of the Group's risk management and internal control system including the assessment and opinion by the Board and management thereon. The auditors are also not required to consider whether the processes described to deal with material internal control aspects of any significant problems disclosed in the annual report will, in fact, remedy the problems.

J. DIRECTORS' RESPONSIBILITY IN FINANCIAL REPORTING

The MMLR requires the directors to prepare financial statements for each financial year which give a true and fair view of the financial position of the Group and of the Company as at the end of the financial year and of the financial performance and cash flows of the Group and of the Company for the financial year.

The directors of the Company are satisfied that the financial statements of the Group and of the Company for FY 2015 have been prepared in accordance with Malaysian Financial Reporting Standards, International Financial Reporting Standards and the Companies Act, 1965 in Malaysia and that the Group and the Company have adopted appropriate accounting policies and have applied them consistently.

Note 1:

The chief executive officer position is currently vacant.

BOARD AUDIT & RISK MANAGEMENT COMMITTEE REPORT

CONSTITUTION

The Board Audit & Risk Management Committee (“the Committee”) of Hong Leong Industries Berhad (“HLI” or “the Company”) has been established since 21 March 1994.

COMPOSITION

The Committee has been re-constituted as follows:

YBhg Dato’ Ahmad Johari bin Tun Abdul Razak

Chairman, Independent Non-Executive Director

YAM Tunku Dara Tunku Tan Sri Naquiah bt Almarhum Tuanku Ja’afar

Independent Non-Executive Director

Mr Peter Ho Kok Wai

Independent Non-Executive Director

(Appointed on 3 June 2015)

YM Raja Dato’ Seri Abdul Aziz bin Raja Salim

Independent Non-Executive Director

(Passed away on 4 March 2015)

SECRETARY

The Secretary to the Committee is Ms Joanne Leong Wei Yin, who is the Company Secretary of HLI.

TERMS OF REFERENCE

- To consider and recommend the nomination, appointment and/or re-appointment of a person or persons as external auditor(s), and to consider any resignation or dismissal of the external auditors.
- To review the independence and objectivity of the external auditors and their services, including non-audit services.
- To review the external audit fees.
- To review, with the external auditors, the audit scope and plan.
- To review, with the external auditors, the audit report and audit findings and the management’s response thereto.
- To review the assistance given by the Group’s officers to the external auditors.
- To review the quarterly reports and annual financial statements of the Company and of the Group prior to the approval by the Board.
- To review the adequacy of the internal audit scope and plan, functions, competency and resources of the internal audit functions.
- To review the report and findings of the Internal Audit Department, including any findings of internal investigations and the management’s response thereto.

BOARD AUDIT & RISK MANAGEMENT COMMITTEE REPORT ... continued

TERMS OF REFERENCE *cont'd*

- To review the adequacy and integrity of internal control systems, including risk management and management information system.
- To review the risk management framework adopted by the Group and the processes employed to identify, evaluate and manage key business risks.
- To review related party transactions that may arise within the Company or the Group, where any one of the percentage ratios (as defined in the Main Market Listing Requirements of Bursa Malaysia Securities Berhad) of a related party transaction triggers the requirement of announcement to Bursa Malaysia Securities Berhad.
- To review other conflict of interest situations that may arise within the Company or the Group, including any transaction, procedure or course of conduct that may raise questions of management integrity.
- Other functions as may be agreed to by the Committee and the Board.

AUTHORITY

The Committee is authorised by the Board to review any activity of the Group within its Terms of Reference. It is authorised to seek any information it requires from any director or member of management and all employees are directed to co-operate with any request made by the Committee.

The Committee is authorised by the Board to obtain independent legal or other professional advice if it considers necessary.

MEETINGS

The Committee meets at least 4 times a year and additional meetings may be called at any time as and when necessary. All meetings to review the quarterly reports and annual financial statements are held prior to such quarterly reports and annual financial statements being presented to the Board for approval.

The head of finance, head of internal audit, risk manager, Group Managing Director and senior management may attend Committee meetings, on the invitation of the Committee, to provide information and clarification required on items on the agenda. Representatives of the external auditors are also invited to attend the Committee meetings to present their audit scope and plan, audit report and findings together with management's response thereto, and to brief the Committee members on significant audit and accounting areas which they noted in the course of their audit.

Issues raised, discussions, deliberations, decisions and conclusions made at the Committee meetings are recorded in the minutes of the Committee meetings. Where the Committee is considering a matter in which a Committee member has an interest, such member abstains from reviewing and deliberating on the subject matter.

2 members of the Committee, who shall be independent, shall constitute a quorum.

After each Committee meeting, the Committee shall report and update the Board on significant issues and concerns discussed during the Committee meetings and where appropriate, make the necessary recommendations to the Board.

BOARD AUDIT & RISK MANAGEMENT COMMITTEE REPORT

... continued

ACTIVITIES

The Committee carried out its duties in accordance with its Terms of Reference.

During the financial year ended 30 June 2015 ("FY 2015"), 4 Committee meetings were held and the attendance of the Committee members was as follows:

Members	Attendance
YBhg Dato' Ahmad Johari bin Tun Abdul Razak	4/4
YAM Tunku Dara Tunku Tan Sri Naquiah bt Almarhum Tuanku Ja'afar	4/4
Mr Peter Ho Kok Wai	—*
YM Raja Dato' Seri Abdul Aziz bin Raja Salim (Passed away on 4 March 2015)	3/3

* Mr Peter Ho Kok Wai, who was appointed as a member of the Committee on 3 June 2015, has not attended any Committee meeting during FY 2015 as there was no Committee meeting held during his office as a Committee member of the Company.

The Committee had 2 separate sessions with the external auditors without the presence of management.

The Committee reviewed the quarterly reports and annual financial statements of the Group. The Committee met with the external auditors and discussed the nature and scope of the audit, considered any significant changes in accounting and auditing issues, reviewed the management letter and management's response, reviewed pertinent issues which had significant impact on the results of the Group and discussed applicable accounting and auditing standards. The Committee reviewed the internal auditor's audit findings and recommendations.

In addition, the Committee reviewed the adequacy and integrity of internal control systems, including risk management and relevant management information system. It also reviewed the processes put in place to identify, evaluate and manage the significant risks encountered by the Group.

The Committee reviewed various related party transactions carried out by the Group.

INTERNAL AUDIT

The Internal Audit ("IA") function is carried out in-house by the IA Department of HLMG Management Co Sdn Bhd ("HMMC"), a wholly-owned subsidiary of Hong Leong Manufacturing Group Sdn Bhd ("HLMG"). The provision of the IA services is part of the shared services of companies within the HLMG Group. The total cost incurred by the IA Department of HMMC for FY 2015 amounted to RM1,519,474.

The IA Department reports to the Committee of HLI. The IA function is performed with impartiality, proficiency and due professional care. The IA Department supports the Committee of HLI in the effective discharge of its responsibilities in respect of governance, internal controls and the risk management framework of the Group.

Audit plans developed by the IA Department are submitted to the Committee for review and agreement. Internal audits are carried out as agreed. Any resulting salient control concerns are reviewed by the Committee; and the implementation status of audit recommendations are monitored and reported to the Committee on a quarterly basis.

The IA Department also facilitates the implementation and maintenance of the risk management framework of the Group on an on-going basis.

FINANCIAL

STATEMENTS

36	Directors' Report
43	Statements of Financial Position
45	Statements of Profit or Loss and Other Comprehensive Income
47	Statements of Changes in Equity
50	Statements of Cash Flows
52	Notes to the Financial Statements
123	Statements by Director
123	Statutory Declaration
124	Independent Auditors' Report

DIRECTORS' REPORT

for the financial year ended 30 June 2015

The Directors have pleasure in submitting their report and the audited financial statements of the Group and of the Company for the financial year ended 30 June 2015.

PRINCIPAL ACTIVITIES

The principal activity of the Company is investment holding, whilst the principal activities of the subsidiary companies and associated companies are as stated in Note 3 to the financial statements. There have been no significant changes in the nature of these activities during the financial year except for disposal of subsidiary companies as stated in Note 32 to the financial statements.

RESULTS

	Group RM'000	Company RM'000
Profit for the year attributable to:		
Owners of the Company	173,232	348,350
Non-controlling interests	45,290	–
	218,522	348,350

RESERVES AND PROVISIONS

There were no material transfers to or from reserves and provisions during the financial year except as disclosed in the financial statements.

DIVIDENDS

Since the end of the previous financial year, the Company paid:

- (i) a first interim dividend of 12.0 sen per share tax exempt amounting to RM38,336,737 in respect of the financial year ended 30 June 2015 on 10 December 2014; and
- (ii) a second interim dividend of 17.0 sen per share tax exempt amounting to RM54,310,378 in respect of the financial year ended 30 June 2015 on 26 May 2015.

The Directors do not recommend a final dividend for the financial year ended 30 June 2015.

DIRECTORS OF THE COMPANY

Directors who served since the date of the last report are:

YBhg Datuk Kwek Leng San, Chairman
 YAM Tunku Dara Tunku Tan Sri Naquiah bt Almarhum Tuanku Ja'afar
 YBhg Dato' Ahmad Johari bin Tun Abdul Razak
 Mr Chuah Chuan Thye
 YBhg Dato' Dr Zaha Rina binti Zahari
 Mr Peter Ho Kok Wai (Appointed on 3 June 2015)
 YM Raja Dato' Seri Abdul Aziz bin Raja Salim (Passed away on 4 March 2015)
 Mr Jonathan Forrest Wilson (Resigned on 19 June 2015)

DIRECTORS' REPORT

for the financial year ended 30 June 2015

... continued

DIRECTORS' INTERESTS

The Directors holding office at the end of the financial year who had beneficial interests in the ordinary shares of the Company and/or its related corporations during the financial year ended 30 June 2015 as recorded in the Register of Directors' Shareholdings kept by the Company under Section 134 of the Companies Act, 1965, are as follows:

	Nominal value per share RM	Number of ordinary shares/ordinary shares received# or to be received* arising from vesting of share grant/ordinary shares to be issued arising from the conversion of redeemable convertible unsecured loan stocks@			
		At 1.7.2014	Acquired	Sold	At 30.6.2015

Shareholdings in which Directors have direct interests:

Interests of

YBhg Datuk Kwek Leng San in:

Hong Leong Company (Malaysia) Berhad	1.00	117,500	—	—	117,500
Hong Leong Industries Berhad	0.50	2,520,000	—	—	2,520,000
Malaysian Pacific Industries Berhad	0.50	1,260,000	—	—	1,260,000
Hong Leong Bank Berhad	1.00	462,000	—	—	462,000
Guoco Group Limited	US\$0.50	209,120	—	—	209,120
Hong Leong Financial Group Berhad	1.00	600,000	—	—	600,000
The Rank Group Plc	GBP138/p	45,800	—	—	45,800
Hume Industries Berhad	1.00	—	2,721,600 ⁽¹⁾	—	3,118,951
(formerly known as			397,351 [#]		
Narra Industries Berhad)	—	—	802,649 [*]	—	802,649 [*]

Interests of

YBhg Dato' Ahmad Johari bin Tun Abdul Razak in:

Hong Leong Industries Berhad	0.50	17,600	—	—	17,600
Malaysian Pacific Industries Berhad	0.50	6,600	—	—	6,600
Hume Industries Berhad	1.00	—	19,008 ⁽¹⁾	—	19,008
(formerly known as					
Narra Industries Berhad)					

Interest of

Mr Chuah Chuan Thye in:

Southern Steel Berhad	1.00	14,854	—	—	14,854
		—	7,073 ^{@ (4)}	—	7,073 [@]

DIRECTORS' REPORT

for the financial year ended 30 June 2015

... continued

DIRECTORS' INTERESTS *cont'd*

	Nominal value per share RM	At 1.7.2014	Acquired	Sold	At 30.6.2015
Shareholdings in which Directors have indirect interests					
Interest of YBhg Datuk Kwek Leng San in:					
The Rank Group Plc	GBP138/9p	10,661 ⁽²⁾	—	—	10,661 ⁽²⁾
Interests of Mr Chuah Chuan Thye in:					
Hong Leong Company (Malaysia) Berhad	1.00	154,650	—	—	154,650
Hong Leong Financial Group Berhad	1.00	9,337,949	—	—	9,337,949
Hong Leong Industries Berhad	0.50	2,298,036	—	—	2,298,036
Hume Industries Berhad (formerly known as Narra Industries Berhad)	1.00	10,000	2,481,878 ⁽¹⁾	5,000 ⁽³⁾	2,486,878
Hong Leong Bank Berhad	1.00	48,000	—	—	48,000
GuocoLand (Malaysia) Berhad	0.50	2,285,485	—	357,020	1,928,465
GuocoLeisure Limited	US\$0.20	2,036,775	—	—	2,036,775
Malaysian Pacific Industries Berhad	0.50	861,764	—	—	861,764
Southern Steel Berhad	1.00	8,293,288	—	—	8,293,288
	—	—	1,836,673 ^{@(4)}	—	1,836,673 [@]
Southern Pipe Industry (Malaysia) Sdn Bhd	1.00	1,120,280	—	—	1,120,280

Legend:

- (1) Entitlement to new ordinary shares of RM1.00 each in Hume Industries Berhad (formerly known as Narra Industries Berhad) ("HIB") ["HIB Shares"] pursuant to the capital distribution by Hong Leong Industries Berhad ("HLI") to entitled shareholders of HLI on the basis of 1,080 new HIB Shares for every 1,000 ordinary shares held in HLI.
- (2) Interest pursuant to Section 134(12)(c) of the Companies Act, 1965 in shares held by family member.
- (3) Cancellation of RM0.50 of the par value of existing HIB Shares pursuant to a reduction of share capital by HIB.
- (4) Subscription of renounceable rights issue of redeemable convertible unsecured loan stocks in Southern Steel Berhad ("SSB") ("RCULS") on the basis of RM1.00 nominal value of rights RCULS for every 2 existing ordinary shares held in SSB.

DIRECTORS' REPORT

for the financial year ended 30 June 2015
... continued

DIRECTORS' BENEFITS

No Director of the Company has since the end of the previous financial year received or become entitled to receive any benefit (other than a benefit included in the aggregate amount of emoluments received or due and receivable by the Directors as shown in the financial statements or as fixed salary of full-time employees of the Company or of related corporations) by reason of a contract made by the Company or a related corporation with the Director or with a firm of which the Director is a member, or with a company in which the Director has a substantial financial interest, except for (a) Mr Chuah Chuan Thye who may be deemed to derive a benefit in respect of those trading transactions, contracts and agreements between related corporations and corporations in which Mr Chuah Chuan Thye is deemed to have interests; and (b) YBhg Dato' Ahmad Johari bin Tun Abdul Razak who may be deemed to derive a benefit in respect of those transactions for the provision of legal services between the Company or its related corporations and a firm in which YBhg Dato' Ahmad Johari bin Tun Abdul Razak has interests.

There were no arrangements during and at the end of the financial year which has the object of enabling Directors of the Company to acquire benefits by means of the acquisition of shares in or debentures of the Company or any other body corporate.

ISSUE OF SHARES AND DEBENTURES

There were no changes in the issued and paid-up capital of the Company and the Company has not issued any debentures during the financial year.

OPTIONS GRANTED OVER UNISSUED SHARES

No options were granted to any person to take up unissued shares of the Company during the financial year.

EXECUTIVE SHARE SCHEME ("ESS")

The Company has, on 28 February 2014, implemented an executive share grant scheme ("ESGS") of up to 10% of the issued and paid-up ordinary share capital (excluding treasury shares) of the Company for the benefit of eligible executives. The ESGS together with the existing executive share option scheme ("ESOS") which was implemented on 8 March 2013 ("Effective Date") have been renamed as ESS. The ESS will be in force for a period of 10 years from the Effective Date.

The main features of the ESS are, inter alia, as follows:

1. Eligible executives are those executives of the Group who have been confirmed in service on the date of offer or directors of the Group. The Board may from time to time at its discretion select and identify suitable eligible executives to be offered options or grants.
2. The aggregate number of shares comprised in:
 - (i) exercised options;
 - (ii) unexercised options;
 - (iii) unexpired option offers and unexpired grant offers pending acceptances by the eligible executives;
 - (iv) outstanding grants;
 - (v) completed grants; and
 - (vi) exercised options, unexercised options, outstanding grants, completed grants and unexpired offers pending acceptances, under any other executive share schemes established by the Company which are still subsisting,shall not exceed 10% of the issued and paid-up ordinary share capital (excluding treasury shares) of the Company at any one time ("Maximum Aggregate").
3. The option price shall not be at a discount of more than 10% (or such discount as the relevant authorities shall permit) from the 5-day weighted average market price of the shares of the Company preceding the date of offer and shall in no event be less than the par value of the shares of the Company.

DIRECTORS' REPORT

for the financial year ended 30 June 2015

... continued

EXECUTIVE SHARE SCHEME ("ESS") *cont'd*

4. The exercise of the options or vesting of shares may, at the absolute discretion of the Board, be satisfied by way of issuance of new ordinary shares of RM0.50 each in the Company (unless otherwise adjusted); transfer of existing shares, or a combination of both new shares and existing shares.
5. At any point in time during the existence of the ESS, the allocation to an eligible executive who, either singly or collectively through persons connected with the eligible executive, holds 20% or more of the issued and paid-up ordinary share capital of the Company (excluding treasury shares), must not exceed 10% of the Maximum Aggregate.
6. The option offered to an option holder under the ESOS is exercisable by the option holder or the shares to be vested to a grant holder under the ESGS will be vested to the grant holder only during his employment or directorship with the Group and within the option exercise period of the ESOS, subject to any maximum limit as may be determined by the Board under the Bye-Laws of the ESS.

ESOS

During the financial year ended 30 June 2015 ("FY 2015"), Guocera Holdings Sdn Bhd ("GHSB"), a wholly-owned subsidiary of the Company, together with its subsidiaries, namely Guocera Tile Industries Sdn Bhd ("GTI"), Guocera Marketing Sdn Bhd and Guocera Marketing (International) Sdn Bhd, granted conditional incentive share options ("Options") over a total of 3,820,000 ordinary shares of RM0.50 each in the Company ("HLI Shares") at an exercise price of RM4.23 per share to certain eligible executives of the Group under the ESOS. The Options granted are subject to the achievement of certain performance criteria by the option holders over the option performance period and the exercise period of the vested options will be up to the 30th month from the vesting date to be determined.

Since the commencement of the ESOS:

- (i) a total of 3,820,000 Options have been granted and all have not been vested. The aggregate options granted to a director/ chief executive of the Group amounted to 1,850,000;
- (ii) the aggregate allocation to directors and senior management of the Group is at the discretion of the Board, provided that such allocation does not exceed the Maximum Aggregate; and
- (iii) the actual percentage of total Options granted to a director/senior management of the Group was 0.579% of the issues and paid-up ordinary share capital (excluding treasury shares) of the Company as at 30 June 2015.

ESGS

During the preceding financial year ended 30 June 2014, GTI and Ceramic Research Company Sdn Bhd, another subsidiary of GHSB, granted a total of 195,000 HLI Shares, free of consideration, to certain eligible executives of the Group under the ESGS. There were no grant of HLI Shares under the ESGS during FY 2015.

Since the commencement of the ESGS:

- (i) a total of 195,000 HLI Shares have been granted, out of which 58,500 HLI Shares have been vested during FY 2015, with 136,500 HLI Shares remaining outstanding. There were no grant or vesting of HLI Shares to directors, chief executive nor senior management of the Group; and
- (ii) the aggregate allocation to directors and senior management of the Group is at the discretion of the Board, provided that such allocation does not exceed the Maximum Aggregate.

DIRECTORS' REPORT

for the financial year ended 30 June 2015
... continued

OTHER STATUTORY INFORMATION

Before the financial statements of the Group and of the Company were made out, the Directors took reasonable steps to ascertain that:

- (i) all known bad debts have been written off and adequate provision made for doubtful debts; and
- (ii) any current assets which were unlikely to be realised in the ordinary course of business have been written down to an amount which they might be expected so to realise.

At the date of this report, the Directors are not aware of any circumstances:

- (i) that would render the amount written off for bad debts or the amount of the provision for doubtful debts, in the Group and in the Company inadequate to any substantial extent; or
- (ii) that would render the value attributed to the current assets in the financial statements of the Group and of the Company misleading; or
- (iii) which have arisen which render adherence to the existing method of valuation of assets or liabilities of the Group and of the Company misleading or inappropriate; or
- (iv) not otherwise dealt with in this report or the financial statements that would render any amount stated in the financial statements of the Group and of the Company misleading.

At the date of this report, there does not exist:

- (i) any charge on the assets of the Group or of the Company that has arisen since the end of the financial year and which secures the liabilities of any other person; or
- (ii) any contingent liability in respect of the Group or of the Company that has arisen since the end of the financial year.

No contingent liability or other liability of any company in the Group has become enforceable, or is likely to become enforceable within the period of twelve months after the end of the financial year which, in the opinion of the Directors, will or may substantially affect the ability of the Group or of the Company to meet their obligations as and when they fall due.

In the opinion of the Directors, except as disclosed in the financial statements, the financial performance of the Group and of the Company for the financial year ended 30 June 2015 have not been substantially affected by any item, transaction or event of a material and unusual nature nor has any such item, transaction or event occurred in the interval between the end of that financial year and the date of this report.

DIRECTORS' REPORT

for the financial year ended 30 June 2015

... continued

AUDITORS

The auditors, Messrs KPMG, have indicated their willingness to accept re-appointment.

On behalf of the Board,

Datuk Kwek Leng San

Dato' Ahmad Johari bin Tun Abdul Razak

21 August 2015

STATEMENTS OF FINANCIAL POSITION

as at 30 June 2015

		Group		Company	
	Note	2015 RM'000	2014 RM'000	2015 RM'000	2014 RM'000
Assets					
Property, plant and equipment	4	381,079	382,158	596	617
Investment property	5	4,000	4,000	–	–
Intangible assets	9	16,213	16,501	–	–
Investments in subsidiary companies	6	–	–	309,772	804,052
Investments in associated companies	7	383,089	346,464	176,749	182,213
Other investments	8	71,064	547,963	62,468	12,397
Deferred tax assets	10	1,586	13	–	–
Tax credit receivable	11	5,646	4,582	–	–
Total non-current assets		862,677	1,301,681	549,585	999,279
Inventories	12	209,131	180,442	–	–
Trade and other receivables, including derivatives	13	387,259	382,759	254	302
Current tax assets		14,322	36,728	10,415	34,523
Cash and cash equivalents	14	307,043	196,410	57,886	6,952
		917,755	796,339	68,555	41,777
Assets pending distribution	15	–	316,468	–	236,100
Total current assets		917,755	1,112,807	68,555	277,877
Total assets		1,780,432	2,414,488	618,140	1,277,156

STATEMENTS OF FINANCIAL POSITION

as at 30 June 2015

... continued

	Note	Group 2015 RM'000	Group 2014 RM'000	Company 2015 RM'000	Company 2014 RM'000
Equity					
Share capital	16	163,953	163,953	163,953	163,953
Reserves	17	1,087,186	1,160,954	514,614	433,385
Treasury shares - at cost	18	(63,318)	(63,318)	(63,318)	(63,318)
Total equity attributable to owners of the Company		1,187,821	1,261,589	615,249	534,020
Non-controlling interests		106,656	114,929	–	–
Total equity		1,294,477	1,376,518	615,249	534,020
Liabilities					
Loans and borrowings	19	–	50,000	–	50,000
Deferred tax liabilities	10	10,443	7,629	–	–
Deferred income	20	5,598	4,375	–	–
Employee benefits	21(a)	22,667	21,151	340	345
Total non-current liabilities		38,708	83,155	340	50,345
Loans and borrowings	19	137,609	572,742	–	449,000
Trade and other payables, including derivatives	22	285,939	287,020	2,551	243,791
Tax payable		23,699	15,385	–	–
Liabilities pending distribution	15	447,247	875,147	2,551	692,791
		–	79,668	–	–
Total current liabilities		447,247	954,815	2,551	692,791
Total liabilities		485,955	1,037,970	2,891	743,136
Total equity and liabilities		1,780,432	2,414,488	618,140	1,277,156

The notes on pages 52 to 122 are an integral part of these financial statements.

STATEMENTS OF PROFIT OR LOSS AND OTHER COMPREHENSIVE INCOME

for the year ended 30 June 2015

	Note	Group 2015 RM'000	2014 RM'000	Company 2015 RM'000	2014 RM'000
Continuing operations					
Revenue					
Sales of goods and services		2,130,868	2,021,497	–	–
Dividend income		8,030	36,983	379,227	204,480
		2,138,898	2,058,480	379,227	204,480
Cost of sales		(1,717,706)	(1,644,548)	–	–
		421,192	413,932	379,227	204,480
Gross profit					
Distribution expenses		(119,428)	(127,783)	–	–
Administration expenses		(71,275)	(64,214)	(11,061)	(8,528)
Other operating expenses		(10,068)	(8,125)	–	(859)
Other operating income		46,219	43,374	9,625	62,124
		266,640	257,184	377,791	257,217
Results from operations					
Interest income		2,712	2,601	317	259
Finance costs		(10,179)	(59,649)	(5,637)	(56,011)
Share of profit in associated companies, net of tax		41,327	37,541	–	–
		300,500	237,677	372,471	201,465
Profit before taxation					
Taxation	23	(82,991)	(34,075)	(24,121)	(3,482)
		217,509	203,602	348,350	197,983
Discontinued operation					
Profit from discontinued operation, net of tax	15	1,013	4,368	–	–
		218,522	207,970	348,350	197,983
Profit for the year					
Profit attributable to:					
Owners of the Company		173,232	167,502	348,350	197,983
Non-controlling interests		45,290	40,468	–	–
		218,522	207,970	348,350	197,983
Basic earnings per ordinary share (sen)					
Continuing operations		55.85	52.90		
Discontinued operation		0.33	1.42		
	25	56.18	54.32		

**STATEMENTS OF PROFIT OR LOSS
AND OTHER COMPREHENSIVE INCOME**

for the year ended 30 June 2015

... continued

	Group		Company	
	2015 RM'000	2014 RM'000	2015 RM'000	2014 RM'000
Profit for the year	218,522	207,970	348,350	197,983
Other comprehensive income, net of tax				
<i>Items that are or may be reclassified subsequently to profit or loss</i>				
Gain on fair value of available-for-sale financial assets	41,736	4	34,677	–
Realisation of fair value reserve upon disposal of available-for-sale financial assets	(14)	–	–	–
Foreign currency translation differences for foreign operations	27,066	1,226	–	–
Total other comprehensive income for the year	68,788	1,230	34,677	–
Total comprehensive income for the year	287,310	209,200	383,027	197,983
Total comprehensive income attributable to:				
Owners of the Company	242,020	168,732	383,027	197,983
Non-controlling interests	45,290	40,468	–	–
	287,310	209,200	383,027	197,983

The notes on pages 52 to 122 are an integral part of these financial statements.

STATEMENTS OF CHANGES IN EQUITY

for the year ended 30 June 2015

	Attributable to owners of the Company		Non-distributable		Distributable		Executive		Fair		Non-		Total	
	Share capital RM'000	Share premium RM'000	Treasury shares RM'000	Exchange equalisation reserve RM'000	Other reserves RM'000	Reserve for own shares RM'000	Executive share scheme reserve RM'000	Fair value reserve RM'000	Retained earnings RM'000	Total RM'000	controlling interests RM'000	equity RM'000		
Group														
At 1 July 2013	163,953	387,038	(63,318)	1,772	20,614	(41,459)	-	10	701,042	1,169,652	113,166	1,282,818		
Profit for the year	-	-	-	-	-	-	-	-	167,502	167,502	40,468	207,970		
Other comprehensive income	-	-	-	-	-	-	-	4	-	4	-	4		
Gain on fair value of available-for-sale financial assets	-	-	-	-	-	-	-	-	-	-	-	-		
Foreign currency translation differences	-	-	-	1,226	-	-	-	-	-	1,226	-	1,226		
Total comprehensive income for the year	-	-	-	1,226	-	-	-	4	167,502	168,732	40,468	209,200		
Contributions by and distribution to owners of the Company														
Share-based payments	-	-	-	-	-	-	293	-	-	293	-	293		
Liquidation of a subsidiary	-	-	-	-	-	-	-	-	-	-	(220)	(220)		
Dividends (Note 26)	-	-	-	-	-	-	-	-	(77,088)	(77,088)	(38,486)	(115,573)		
Total transactions with owners of the Company	-	-	-	-	-	-	293	-	(77,088)	(76,795)	(38,705)	(115,500)		
Transfer to capital reserve	-	-	-	-	854	-	-	-	(854)	-	-	-		
At 30 June 2014	163,953	387,038	(63,318)	2,998	21,468	(41,459)	293	14	790,602	1,261,589	114,929	1,376,518		

STATEMENTS OF CHANGES IN EQUITY

for the year ended 30 June 2015

... continued

	Attributable to owners of the Company											
	Non-distributable					Distributable						
	Share capital RM'000	Share premium RM'000	Treasury shares RM'000	Exchange equalisation reserve RM'000	Other reserves RM'000	Reserve for own shares RM'000	Executive share scheme reserve RM'000	Fair value reserve RM'000	Retained earnings RM'000	Total RM'000	Non-controlling interests RM'000	Total equity RM'000
Group												
At 30 June 2014/1 July 2014	163,953	387,038	(63,318)	2,998	21,468	(41,459)	293	14	790,602	1,261,589	114,929	1,376,518
Profit for the year	-	-	-	-	-	-	-	-	173,232	173,232	45,290	218,522
Other comprehensive income	-	-	-	-	-	-	-	41,736	-	41,736	-	41,736
Gain on fair value of available for-sale financial assets	-	-	-	-	-	-	-	(14)	-	(14)	-	(14)
Realisation of fair value upon disposal of available-for-sale financial asset	-	-	-	-	-	-	-	-	-	-	-	-
Foreign currency translation differences	-	-	-	27,066	-	-	-	-	-	27,066	-	27,066
Total comprehensive income for the year	-	-	-	27,066	-	-	-	41,722	173,232	242,020	45,290	287,310
Contributions by and distribution to owners of the Company												
Share-based payments/ transactions	-	-	-	-	-	-	1,034	-	297	1,331	-	1,331
ESS shares vested	-	-	-	-	-	173	-	-	(216)	(43)	-	(43)
Capital distribution	-	(234,085)	-	-	-	8,146	-	-	-	(225,939)	-	(225,939)
Disposal of subsidiary companies	-	-	-	-	-	-	-	-	(1,713)	(1,713)	-	(1,713)
Redemption of redeemable preference shares in a subsidiary company	-	-	-	-	-	-	-	-	-	-	(3)	(3)
Dividends (Note 26)	-	-	-	-	-	-	-	-	(89,424)	(89,424)	(53,560)	(142,984)
Total transactions with owners of the Company	-	(234,085)	-	-	-	8,319	1,034	-	(91,056)	(315,788)	(53,563)	(369,351)
Transfer to capital reserve	-	-	-	-	446	-	-	-	(446)	-	-	-
At 30 June 2015	163,953	152,953	(63,318)	30,064	21,914	(33,140)	1,327	41,736	872,332	1,187,821	106,656	1,294,477

The notes on pages 52 to 122 are an integral part of these financial statements.

STATEMENTS OF CHANGES IN EQUITY

for the year ended 30 June 2015

... continued

	Attributable to owners of the Company			Distributable				
	Non-distributable			(Accumulated losses)/				
	Share capital	Share premium	Treasury shares	Other reserves	Reserve for own shares	Fair value reserve	Retained earnings	Total equity
	RM'000	RM'000	RM'000	RM'000	RM'000	RM'000	RM'000	RM'000
Company								
At 1 July 2013	163,953	387,038	(63,318)	3,943	(33,995)	–	(44,005)	413,616
Profit and total comprehensive income for the year	–	–	–	–	–	–	197,983	197,983
<i>Distributions to owners of the Company</i>								
Dividends (Note 26)	–	–	–	–	–	–	(77,579)	(77,579)
Total transactions with owners of the Company	–	–	–	–	–	–	(77,579)	(77,579)
At 30 June 2014 / 1 July 2014	163,953	387,038	(63,318)	3,943	(33,995)	–	76,399	534,020
Profit for the year	–	–	–	–	–	–	348,350	348,350
<i>Other comprehensive income</i>								
Gain on fair value of available-for-sale financial assets	–	–	–	–	–	34,677	–	34,677
Total comprehensive income for the year	–	–	–	–	–	34,677	348,350	383,027
<i>Distributions to owners of the Company</i>								
Disposal of trust shares	–	4,311	–	–	12,111	–	–	16,422
Capital distribution	–	(234,085)	–	–	6,564	–	–	(227,521)
Dividends (Note 26)	–	–	–	–	–	–	(90,699)	(90,699)
Total transactions with owners of the Company	–	(229,774)	–	–	18,675	–	(90,699)	(301,798)
At 30 June 2015	163,953	157,264	(63,318)	3,943	(15,320)	34,677	334,050	615,249

The notes on pages 52 to 122 are an integral part of these financial statements.

STATEMENTS OF CASH FLOWS

for the year ended 30 June 2015

	Group		Company	
	2015 RM'000	2014 RM'000	2015 RM'000	2014 RM'000
Cash flows from operating activities				
Profit before taxation from:				
- continuing operations	300,500	237,677	372,471	201,465
- discontinued operation	1,351	5,543	–	–
	301,851	243,220	372,471	201,465
<i>Adjustments for:</i>				
Amortisation of deferred income	(273)	(207)	–	–
Amortisation of intangible assets				
- Computer software	621	669	–	–
- Development expenditure	3,524	2,537	–	–
Depreciation of property, plant and equipment	52,689	49,467	192	133
Dividend income	(12,800)	(40,560)	(379,227)	(204,480)
Interest income	(2,741)	(2,827)	(317)	(259)
Finance costs	10,583	60,468	5,637	56,011
Fair value gain on investment property	–	(1,769)	–	–
Fair value loss/(gain) on derivative instruments	425	756	(49)	(1,016)
Gain on disposal of property, plant and equipment	(1,104)	(7,418)	–	(4)
Gain on liquidation of a subsidiary company	–	–	(9)	(318)
Gain on disposal of other investments	(12,627)	–	–	–
Gain on disposal of quoted investments	(14)	–	–	–
Gain on capital distribution	–	–	–	(46,689)
Gain on fair value of financial assets at fair value through profit or loss	(8,448)	(16,668)	(8,448)	(6,120)
Loss on liquidation of an associated company	–	–	26	–
Property, plant and equipment written off	826	36	–	–
Provision/(Reversal) of retirement benefits	1,622	2,421	(5)	5
Reversal of impairment loss in investment in a subsidiary company	–	–	–	(7,810)
Share-based payments	4,315	293	2,984	–
Share of profit in associated companies	(41,327)	(37,541)	–	–
Unrealised (gain)/loss on foreign exchange	(734)	154	–	–
Operating profit/(loss) before working capital changes	296,388	253,031	(6,745)	(9,082)
Inventories	(31,824)	(18,462)	–	–
Trade and other receivables	(4,687)	(18,401)	164	(159)
Trade and other payables	(9,458)	11,784	(1,783)	49,493
Cash generated from/(used in) operations	250,419	227,952	(8,364)	40,252
Dividends received from				
- Subsidiary companies	–	–	351,306	166,654
- Associated companies	22,812	19,997	22,812	19,631
- Other investments	19,800	51,434	5,110	1,633
Interest income received	2,741	2,827	317	259
Finance costs paid	(10,583)	(60,468)	(5,637)	(56,011)
Retirement benefits paid	(81)	(156)	–	–
Tax (paid)/refunded	(50,912)	(48,380)	(14)	324
Net cash generated from operating activities	234,196	193,206	365,530	172,742

STATEMENTS OF CASH FLOWS

for the year ended 30 June 2015

... continued

	Group		Company	
	2015 RM'000	2014 RM'000	2015 RM'000	2014 RM'000
Cash flows from investing activities				
Acquisition of subsidiary companies	-	-	-	(123,881)
Addition of development expenditure	(3,372)	(4,344)	-	-
Addition of computer software	(485)	(1,177)	-	-
Additional investment in subsidiary companies	-	-	-	(7,200)
Repayment to related companies	-	-	(240,866)	-
Net cash and cash equivalents pending distribution	-	(12,247)	-	-
Cash distribution to non-controlling shareholder of a subsidiary company	-	(220)	-	-
Cash distribution from subsidiary companies	-	-	-	170,888
Cash distribution from an associated company	78	360	78	360
Purchase of property, plant and equipment	(52,437)	(45,288)	(171)	(478)
Proceeds from disposal of property, plant and equipment	1,725	11,300	-	70
Proceeds from disposal of trust shares	-	-	16,422	-
Proceeds from disposal of quoted investment	17	-	-	-
Proceeds from disposal of other investments	548,175	-	-	-
Proceeds from redemption of redeemable preference shares in subsidiary companies	(3)	-	494,280	87,194
Redemption of redeemable preference shares in an associated company	5,360	-	5,360	-
Net cash generated from/(used in) investing activities	499,058	(51,616)	275,103	126,953
Cash flows from financing activities				
Dividends paid to				
- Owners of the Company	(89,424)	(77,088)	(90,699)	(77,579)
- Non-controlling shareholders of subsidiary companies	(53,560)	(38,485)	-	-
Drawdown of borrowings	511,036	551,825	-	243,000
Repayment of borrowings	(994,169)	(736,476)	(499,000)	(479,000)
Net cash used in financing activities	(626,117)	(300,224)	(589,699)	(313,579)
Net change in cash and cash equivalents	107,137	(158,634)	50,934	(13,884)
Effect of exchange rate fluctuations on cash held	3,496	697	-	-
Cash and cash equivalents at 1 July	196,410	354,347	6,952	20,836
Cash and cash equivalents at 30 June	307,043	196,410	57,886	6,952

Cash and cash equivalents

Cash and cash equivalents included in the statements of cash flows comprise the following statements of financial position amounts:

	Group		Company	
	2015 RM'000	2014 RM'000	2015 RM'000	2014 RM'000
Deposits with licensed financial institutions	83,023	130,327	436	309
Cash and bank balances	224,020	66,083	57,450	6,643
	307,043	196,410	57,886	6,952

The notes on pages 52 to 122 are an integral part of these financial statements.

NOTES TO THE FINANCIAL STATEMENTS

1. CORPORATE INFORMATION

Hong Leong Industries Berhad ("the Company") is a public limited liability company, incorporated and domiciled in Malaysia and is listed on the Main Market of Bursa Malaysia Securities Berhad. The address of its registered office and principal place of business is as follows:

Level 9, Wisma Hong Leong
18, Jalan Perak
50450 Kuala Lumpur.

The immediate and ultimate holding companies of the Company are Hong Leong Manufacturing Group Sdn Bhd and Hong Leong Company (Malaysia) Berhad respectively, both incorporated in Malaysia.

The consolidated financial statements of the Company as at and for the financial year ended 30 June 2015 comprise the Company, its subsidiaries, special purpose entities (together referred to as "the Group") and the Group's interest in associates. The financial statements of the Company as at and for the financial year ended 30 June 2015 do not include other entities.

The Company is an investment holding company whilst the principal activities of the subsidiary companies and associated companies are as stated in Note 3 to the financial statements.

The financial statements were approved and authorised for issue by the Board of Directors on 21 August 2015.

2. SIGNIFICANT ACCOUNTING POLICIES

2.1 Basis of preparation

The financial statements of the Group and of the Company have been prepared on the historical cost basis, other than as those disclosed in Note 2.2 to the financial statements.

The financial statements of the Group and of the Company have been prepared in accordance with Malaysian Financial Reporting Standards ("MFRSs"), International Financial Reporting Standards ("IFRSs") and the Companies Act, 1965 in Malaysia.

The preparation of the financial statements requires management to make judgements, estimates and assumptions that affect the application of accounting policies and the reported amounts of assets, liabilities, income and expenses. Actual results may differ from these estimates.

Estimates and underlying assumptions are reviewed on an ongoing basis. Revisions to accounting estimates are recognised in the period in which the estimates are revised and in any future periods affected.

There are no significant areas of estimation uncertainty and critical judgements in applying accounting policies that have significant effect on the amounts recognised in the financial statements.

These financial statements are presented in Ringgit Malaysia ("RM"), which is functional currency of the Company and all value are rounded to the nearest thousand (RM'000), unless otherwise stated.

NOTES TO THE FINANCIAL STATEMENTS

... continued

2. SIGNIFICANT ACCOUNTING POLICIES *cont'd*

2.2 Summary of significant accounting policies

The accounting policies set out below have been applied consistently to the periods presented in these financial statements and, unless otherwise stated.

(a) Basis of consolidation

(i) Subsidiaries

Subsidiaries are entities, including structured entities, controlled by the Group. The financial statements of subsidiaries are included in the consolidated financial statements from the date that control commences until the date that control ceases.

The Group controls an entity when it is exposed, or has rights, to variable returns from its involvement with the entity and has the ability to affect those returns through its power over the entity. Potential voting rights are considered when assessing control only when such rights are substantive. The Group also considers it has de facto power over an investee when, despite not having the majority of voting rights, it has the current ability to direct the activities of the investee that significantly affect the investee's return.

Investments in subsidiaries are measured in the Company's statement of financial position at cost less any impairment losses, unless the investment is classified as held for sale or distribution. The cost of investments includes transaction costs.

(ii) Business combinations

Business combinations are accounted for using the acquisition method from the acquisition date, which is the date on which control is transferred to the Group.

For new acquisitions, the Group measures the cost of goodwill at the acquisition date as:

- the fair value of the consideration transferred; plus
- the recognised amount of any non-controlling interests in the acquiree; plus
- if the business combination is achieved in stages, the fair value of the existing equity interest in the acquiree; less
- the net recognised amount (generally fair value) of the identifiable assets acquired and liabilities assumed.

When the excess is negative, a bargain purchase gain is recognised immediately in profit or loss.

For each business combination, the Group elects whether it measures the non-controlling interests in the acquiree either at fair value or at the proportionate share of the acquiree's identifiable net assets at the acquisition date.

Transaction costs, other than those associated with the issue of debt or equity securities, that the Group incurs in connection with a business combination are expensed as incurred.

(iii) Acquisitions of non-controlling interests

The Group accounts for all changes in its ownership interest in a subsidiary that do not result in a loss of control as equity transactions between the Group and its non-controlling interest holders. Any difference between the Group's share of net assets before and after the change, and any consideration received or paid, is adjusted to or against Group reserves.

NOTES TO THE FINANCIAL STATEMENTS

... continued

2. SIGNIFICANT ACCOUNTING POLICIES *cont'd***2.2 Summary of significant accounting policies *cont'd*****(a) Basis of consolidation *cont'd*****(iv) Special purpose entities**

Special purpose entities ("SPE") are entities defined in MFRS 10 *Consolidated Financial Statements*, which may constitute a corporation, trust, partnership or unincorporated entity created to accomplish a narrow and well defined objective with legal arrangements that impose strict and sometimes permanent limits on the decision-making powers of their governing board, trustee or management over the operations of the SPE. Accordingly, the ESS Trust set up as mentioned in Note 2.2(m)(iii) is consolidated in the consolidated financial statements of the Group.

(v) Loss of control

Upon the loss of control of a subsidiary, the Group derecognises the assets and liabilities of the former subsidiary, any non-controlling interests and the other components of equity related to the former subsidiary from the consolidated statement of financial position. Any surplus or deficit arising on the loss of control is recognised in profit or loss. If the Group retains any interest in the former subsidiary, then such interest is measured at fair value at the date that control is lost. Subsequently it is accounted for as an equity accounted investee or as an available-for-sale financial asset depending on the level of influence retained.

(vi) Associates

Associates are entities, including unincorporated entities, in which the Group has significant influence, but not control, over the financial and operating policies.

Investments in associates are accounted for in the consolidated financial statements using the equity method less any impairment losses, unless it is classified as held for sale or distribution (or included in a disposal group that is classified as held for sale or distribution). The cost of the investment includes transaction costs. The consolidated financial statements include the Group's share of the profit or loss and other comprehensive income of the equity-accounted associates, after adjustments if any, to align the accounting policies with those of the Group, from the date that significant influence commences until the date that significant influence ceases.

When the Group's share of losses exceeds its interest in an associate, the carrying amount of that interest including any long-term investments is reduced to zero, and the recognition of further losses is discontinued except to the extent that the Group has an obligation or has made payments on behalf of the associate.

When the Group ceases to have significant influence over an associate, any retained interest in the former associate at the date when significant influence is lost is measured at fair value and this amount is regarded as the initial carrying amount of a financial asset. The difference between the fair value of any retained interest plus proceeds from the interest disposed of and the carrying amount of the investment at the date when equity method is discontinued is recognised in the profit or loss.

When the Group's interest in an associate decreases but does not result in a loss of significant influence, any retained interest is not re-measured. Any gain or loss arising from the decrease in interest is recognised in profit or loss. Any gains or losses previously recognised in other comprehensive income are also reclassified proportionately to profit or loss if that gain or loss would be required to be reclassified to profit or loss on the disposal of the related assets or liabilities.

Investments in associates are measured in the Company's statement of financial position at cost less impairment losses, unless the investment is classified as held for sale or distribution. The cost of the investment includes transaction costs.

NOTES TO THE FINANCIAL STATEMENTS

... continued

2. SIGNIFICANT ACCOUNTING POLICIES *cont'd***2.2 Summary of significant accounting policies *cont'd*****(a) Basis of consolidation *cont'd*****(vii) Non-controlling interests**

Non-controlling interests at the end of the reporting period, being the equity in a subsidiary not attributable directly or indirectly to the equity holders of the Company, are presented in the consolidated statement of financial position and statement of changes in equity within equity, separately from equity attributable to the owners of the Company. Non-controlling interests in the results of the Group is presented in the consolidated statement of profit or loss and other comprehensive income as an allocation of the profit or loss and the comprehensive income for the year between non-controlling interests and owners of the Company.

Losses applicable to the non-controlling interests in a subsidiary are allocated to the non-controlling interests even if doing so causes the non-controlling interests to have a deficit balance.

(viii) Transactions eliminated on consolidation

Intra-group balances and transactions, and any unrealised income and expenses arising from intra-group transactions, are eliminated in preparing the consolidated financial statements.

Unrealised gains arising from transactions with equity-accounted associates are eliminated against the investment to the extent of the Group's interest in the investees. Unrealised losses are eliminated in the same way as unrealised gains, but only to the extent that there is no evidence of impairment.

(b) Foreign currency**(i) Foreign currency transactions**

Transactions in foreign currencies are translated to the respective functional currencies of Group entities at exchange rates at the dates of the transactions.

Monetary assets and liabilities denominated in foreign currencies at the end of the reporting period are retranslated to the functional currency at the exchange rate at that date.

Non-monetary assets and liabilities denominated in foreign currencies are not retranslated at the end of the reporting date, except for those that are measured at fair value are retranslated to the functional currency at the exchange rate at the date that the fair value was determined.

Foreign currency differences arising on retranslation are recognised in profit or loss, except for differences arising on the retranslation of available-for-sale equity instruments or a financial instrument designated as a hedge of currency risk, which are recognised in other comprehensive income.

In the consolidated financial statements, when settlement of a monetary item receivable from or payable to a foreign operation is neither planned nor likely to occur in the foreseeable future, foreign exchange gains and losses arising from such a monetary item are considered to form part of a net investment in a foreign operation and are recognised in other comprehensive income, and are presented in the foreign currency translation reserve in equity.

NOTES TO THE FINANCIAL STATEMENTS

... continued

2. SIGNIFICANT ACCOUNTING POLICIES *cont'd***2.2 Summary of significant accounting policies *cont'd*****(b) Foreign currency *cont'd*****(ii) Operations denominated in functional currencies other than Ringgit Malaysia**

The assets and liabilities of operations denominated in functional currencies other than RM, including goodwill and fair value adjustments arising on acquisition, are translated to RM at exchange rates at the end of the reporting period, except for goodwill and fair value adjustments arising from business combinations before 1 July 2011 which are reported using the exchange rates at the date of acquisition. The income and expenses of foreign operations are translated to RM at average exchange rates for the year.

Foreign currency differences are recognised in other comprehensive income and accumulated in the foreign currency translation reserve ("FCTR") in equity. However, if the operation is a non-wholly-owned subsidiary, then the relevant proportionate share of the translation difference is allocated to the non-controlling interests. When a foreign operation is disposed of such that control, significant influence or joint control is lost, the cumulative amount in the FCTR related to that foreign operation is reclassified to profit or loss as part of the gain or loss on disposal.

When the Group disposes of only part of its interest in a subsidiary that includes a foreign operation, the relevant proportion of the cumulative amount is reattributed to non-controlling interests. When the Group disposes of only part of its investment in an associate that includes a foreign operation while retaining significant influence or joint control, the relevant proportion of the cumulative amount is reclassified to profit or loss.

(c) Financial instruments**(i) Initial recognition and measurement**

A financial asset or a financial liability is recognised in the statement of financial position when, and only when, the Group or the Company becomes a party to the contractual provisions of the instrument.

A financial instrument is recognised initially, at its fair value plus, in the case of a financial instrument not at fair value through profit or loss, transaction costs that are directly attributable to the acquisition or issue of the financial instrument.

(ii) Financial instrument categories and subsequent measurement

The Group and Company categorise financial instruments as follows:

Financial assets**(a) Financial assets at fair value through profit or loss**

Fair value through profit or loss category comprises financial assets that are held for trading, including derivatives (except for a derivative that is a designated and effective hedging instrument) or financial assets that are specifically designated into this category upon initial recognition.

Derivatives that are linked to and must be settled by delivery of unquoted equity instruments whose fair values cannot be reliably measured are measured at cost.

Other financial assets categorised as fair value through profit or loss are subsequently measured at their fair values with the gain or loss recognised in profit or loss.

NOTES TO THE FINANCIAL STATEMENTS

... continued

2. SIGNIFICANT ACCOUNTING POLICIES *cont'd*

2.2 Summary of significant accounting policies *cont'd*

(c) Financial instruments *cont'd*

(ii) Financial instrument categories and subsequent measurement *cont'd*

Financial assets *cont'd*

(b) Loans and receivables

Loans and receivables category comprises debt instruments that are not quoted in an active market, trade and other receivables and cash and cash equivalents.

Financial assets categorised as loans and receivables are subsequently measured at amortised cost using the effective interest method.

(c) Available-for-sale financial assets

Available-for-sale are category comprises investment in equity and debt securities instruments that are not held for trading.

Investments in equity instruments that do not have a quoted market price in an active market and whose fair value cannot be reliably measured are measured at cost.

Other financial assets categorised as available-for-sale are subsequently measured at their fair values with the gain or loss recognised in other comprehensive income, except for impairment losses, foreign exchange gains and losses arising from monetary items and gains and losses of hedged items attributable to hedge risks of fair value hedges which are recognised in profit or loss. On derecognition, the cumulative gain or loss recognised in other comprehensive income is reclassified from equity into profit or loss. Interest calculated for a debt instrument using the effective interest method is recognised in profit or loss.

All financial assets, except for those measured at fair value through profit or loss, are subject to review for impairment (see note 2.2(j)(i)).

Financial liabilities

All financial liabilities are subsequently measured at amortised cost other than those categorised as fair value through profit or loss.

Fair value through profit or loss category comprises financial liabilities that are derivatives or financial liabilities that are specifically designated into this category upon initial recognition.

Derivatives that are linked to and must be settled by delivery of unquoted equity instruments that do not have a quoted price in an active market for identical instruments whose fair values otherwise cannot be reliably measured are measured at cost.

Other financial liabilities categorised as fair value through profit or loss are subsequently measured at their fair values with the gain or loss recognised in profit or loss.

NOTES TO THE FINANCIAL STATEMENTS

... continued

2. SIGNIFICANT ACCOUNTING POLICIES *cont'd***2.2 Summary of significant accounting policies *cont'd*****(c) Financial instruments *cont'd*****(iii) Regular way purchase or sale of financial assets**

A regular way purchase or sale is a purchase or sale of a financial asset under a contract whose terms require delivery of the asset within the time frame established generally by regulation or convention in the marketplace concerned.

A regular way purchase or sale of financial asset is recognised and derecognised, as applicable, using trade date accounting. Trade date accounting refers to:

- (a) the recognition of an asset to be received and the liability to pay for it on the trade date; and
- (b) derecognition of an asset that is sold, recognition of any gain or loss on disposal and the recognition of a receivable from the buyer for payment on the trade date.

(iv) Hedge accounting***Fair value hedge***

A fair value hedge is a hedge of the exposure to changes in fair value of a recognised asset or liability or an unrecognised firm commitment, or an identified portion of such an asset, liability or firm commitment, that is attributable to a particular risk and could affect the profit or loss.

In a fair value hedge, the gain or loss from remeasuring the hedging instrument at fair value or the foreign currency component of its carrying amount translated at the exchange rate prevailing at the end of the reporting period is recognised in profit or loss. The gain or loss on the hedged item, except for hedge item categorised as available-for-sale, attributable to the hedged risk is adjusted to the carrying amount of the hedged item and recognised in profit or loss. For a hedge item categorised as available-for-sale, the fair value gain or loss attributable to the hedge risk is recognised in profit or loss.

Fair value hedge accounting is discontinued prospectively when the hedging instrument expires or is sold, terminated or exercised, the hedge is no longer highly effective or the hedge designation is revoked.

Cash flow hedge

A cash flow hedge is a hedge of the exposure to variability in cash flows that is attributable to a particular risk associated with a recognised asset or liability or a highly probable forecast transaction and could affect the profit or loss. In a cash flow hedge, the portion of the gain or loss on the hedging instrument that is determined to be an effective hedge is recognised in other comprehensive income and the ineffective portion is recognised in profit or loss.

Subsequently, the cumulative gain or loss recognised in other comprehensive income is reclassified from equity into profit or loss in the same period or periods during which the hedged forecast cash flows affect profit or loss. If the hedge item is a non-financial asset or liability, the associated gain or loss recognised in other comprehensive income is removed from equity and included in the initial amount of the asset or liability. However, loss recognised in other comprehensive income that will not be recovered in one or more future periods is reclassified from equity into profit or loss.

NOTES TO THE FINANCIAL STATEMENTS

... continued

2. SIGNIFICANT ACCOUNTING POLICIES *cont'd***2.2 Summary of significant accounting policies *cont'd*****(c) Financial instruments *cont'd*****(iv) Hedge accounting *cont'd******Cash flow hedge *cont'd****

Cash flow hedge accounting is discontinued prospectively when the hedging instrument expires or is sold, terminated or exercised, the hedge is no longer highly effective, the forecast transaction is no longer expected to occur or the hedge designation is revoked. If the hedge is for a forecast transaction, the cumulative gain or loss on the hedging instrument remains in equity until the forecast transaction occurs. When the forecast transaction is no longer expected to occur, any related cumulative gain or loss recognised in other comprehensive income on the hedging instrument is reclassified from equity into profit or loss.

(v) Derecognition

A financial asset or part of it is derecognised when, and only when, the contractual rights to the cash flows from the financial asset expire or control of the asset is not retained or substantially all of the risks and the rewards of the financial assets are transfer to another party. On derecognition of a financial asset, the difference between the carrying amount and the sum of the consideration received (including any new asset obtained less any new liability assumed) and any cumulative gain or loss that had been recognised in equity is recognised in profit or loss.

A financial liability or a part of it is derecognised when, and only when, the obligation specified in the contract is discharged, cancelled or expired. On derecognition of a financial liability, the difference between the carrying amount of the financial liability extinguished or transferred to another party and the consideration paid, including any non-cash assets transferred or liabilities assumed, is recognised in profit or loss.

(d) Property, plant and equipment**(i) Recognition and measurement**

Property, plant and equipment are measured at cost less any accumulated depreciation and impairment losses.

Cost includes expenditures that are directly attributable to the acquisition of the asset and any other costs directly attributable to bringing the asset to working condition for its intended use, and the costs of dismantling and removing the items and restoring the site on which they are located. The cost of self-constructed assets also includes the cost of materials and direct labour.

Purchased software that is integral to the functionality of the related equipment is capitalised as part of that equipment.

The cost of property, plant and equipment recognised as a result of a business combination is based on fair value at acquisition date. The fair value of property is the estimated amount for which a property could be exchanged between knowledgeable willing parties in an arm's length transaction after making proper marketing wherein the parties had each acted knowledgeably, prudently and without compulsion. The fair value of other items of plant and equipment is based on the quoted market prices for similar items.

When significant parts of an item of property, plant and equipment have different useful lives, they are accounted for as separate items (major components) of property, plant and equipment.

NOTES TO THE FINANCIAL STATEMENTS

... continued

2. SIGNIFICANT ACCOUNTING POLICIES *cont'd***2.2 Summary of significant accounting policies *cont'd*****(d) Property, plant and equipment *cont'd*****(i) Recognition and measurement *cont'd***

The gain or loss on disposal of an item of property, plant and equipment is determined by comparing the proceeds from disposal with the carrying amount of property, plant and equipment and is recognised net within "other operating income" and "other operating expenses" respectively in profit or loss.

(ii) Subsequent costs

The cost of replacing a component of an item of property, plant and equipment is recognised in the carrying amount of the item if it is probable that the future economic benefits embodied within the component will flow to the Group or the Company, and its cost can be measured reliably. The carrying amount of the replaced component is derecognised to profit or loss. The costs of the day-to-day servicing of property, plant and equipment are recognised in profit or loss as incurred.

(iii) Depreciation

Depreciation is based on the cost of an asset less its residual value. Significant components of individual assets are assessed, and if a component has a useful life that is different from the remainder of that asset, then that component is depreciated separately.

Depreciation is recognised in profit or loss on a straight-line basis over the estimated useful lives of each part of an item of property, plant and equipment from the date they are available for use. Leased assets are depreciated over the shorter of the lease term and their useful lives unless it is reasonably certain that the Group will obtain ownership by the end of the lease term. Freehold land is not depreciated. Property, plant and equipment under construction are not depreciated until the assets are ready for their intended use.

The estimated useful lives for the current and comparative periods are as follows:

Leasehold land	Over period of lease
Buildings (Freehold and Leasehold)	10 – 50 years
Plant & equipment & motor vehicles	2 – 20 years

Depreciation methods, useful lives and residual values are reviewed and adjusted as appropriate at the end of the reporting period.

(e) Leased assets**(i) Finance lease**

Leases in terms of which the Group or the Company assumes substantially all the risks and rewards of ownership are classified as finance leases. Upon initial recognition, the leased asset is measured at an amount equal to the lower of its fair value and the present value of the minimum lease payments. Subsequent to initial recognition, the asset is accounted for in accordance with the accounting policy applicable to that asset.

Minimum lease payments made under finance leases are apportioned between the finance expense and the reduction of the outstanding liability. The finance expense is allocated to each period during the lease term so as to produce a constant periodic rate of interest on the remaining balance of the liability. Contingent lease payments are accounted for by revising the minimum lease payments over the remaining term of the lease when the lease adjustment is confirmed.

NOTES TO THE FINANCIAL STATEMENTS

... continued

2. SIGNIFICANT ACCOUNTING POLICIES *cont'd***2.2 Summary of significant accounting policies *cont'd*****(e) Leased assets *cont'd*****(ii) Operating leases**

Leases, where the Group or the Company does not assume substantially all the risks and rewards of ownership are classified as operating leases and, except for property interest held under operating lease, the leased assets are not recognised in the statement of financial position.

Property interest held under an operating lease, which is held to earn rental income or for capital appreciation or both, is classified as investment property.

Payments made under operating leases are recognised in profit or loss on a straight-line basis over the term of the lease. Lease incentives received are recognised in profit or loss as an integral part of the total lease expense, over the term of the lease. Contingent rentals are charged to profit or loss in the reporting period in which they are incurred.

(f) Intangible assets**(i) Goodwill**

Goodwill arising on business combinations is measured at cost less any accumulated impairment losses. In respect of equity-accounted associates, the carrying amount of goodwill is included in the carrying amount of the investment and an impairment loss on such an investment is not allocated to any asset, including goodwill, that forms part of the carrying amount of the equity-accounted associates.

(ii) Research and development

Expenditure on research activities, undertaken with the prospect of gaining new scientific or technical knowledge and understanding, is recognised in profit or loss as incurred.

Expenditure on development activities, whereby the application of research findings are applied to a plan or design for the production of new or substantially improved products and processes, is capitalised only if development costs can be measured reliably, the product or process is technically and commercially feasible, future economic benefits are probable and the Group intends to and has sufficient resources to complete development and to use or sell the asset.

The expenditure capitalised includes the cost of materials, direct labour and overheads costs that are directly attributable to preparing the asset for its intended use. For qualifying assets, borrowing costs are capitalised in accordance with the accounting policy on borrowing costs. Other development expenditure is recognised in profit or loss as incurred.

Capitalised development expenditure is measured at cost less any accumulated amortisation and any accumulated impairment losses.

(iii) Computer software

Acquired computer software licenses are capitalised on the basis of the costs incurred to acquire and bring to use the specific software.

NOTES TO THE FINANCIAL STATEMENTS

... continued

2. SIGNIFICANT ACCOUNTING POLICIES *cont'd***2.2 Summary of significant accounting policies *cont'd*****(f) Intangible assets *cont'd*****(iv) Amortisation**

Goodwill and intangible assets with indefinite useful lives are not amortised but are tested for impairment annually and whenever there is an indication that they may be impaired.

Other intangible assets are amortised from the date that they are available for use. Amortisation is based on the cost of an asset less its residual value. Amortisation is recognised in profit or loss on a straight-line basis over the estimated useful lives of intangible assets.

The estimated useful lives for the current and comparative periods are as follows:

- | | |
|---------------------|---------|
| • Development costs | 3 years |
| • Computer software | 5 years |

Amortisation methods, useful lives and residual values are reviewed at the end of each reporting period and adjusted, if appropriate.

(g) Investment property**(i) Investment property carried at fair value**

Investment properties are properties which are owned or held under a leasehold interest to earn rental income or for capital appreciation or for both, but not for sale in the ordinary course of business, use in the production or supply of goods or services or for administrative purposes.

Investment properties are measured initially at cost and subsequently at fair value with any changes therein recognised in profit or loss for the period in which they arise. Where the fair value of the investment property under construction is not reliably determinable, the investment property under construction is measured at cost until either its fair value becomes reliably determinable or construction is complete, whichever is earlier.

Cost includes expenditure that is directly attributable to the acquisition of the investment property. The cost of self-constructed investment property includes the cost of materials and direct labour, any other costs directly attributable to bringing the investment property to a working condition for their intended use and capitalised borrowing costs.

An investment property is derecognised on its disposal of, or when it is permanently withdrawn from use and no future economic benefits are expected from its disposal. The difference between the net disposal proceeds and the carrying amount is recognised in profit or loss in the period in which the items are derecognised.

NOTES TO THE FINANCIAL STATEMENTS

... continued

2. SIGNIFICANT ACCOUNTING POLICIES *cont'd***2.2 Summary of significant accounting policies *cont'd*****(g) Investment property *cont'd*****(ii) Reclassification to/from investment property**

When an item of property, plant and equipment is transferred to investment property following a change in its use, any difference arising at the date of transfer between the carrying amount of the item immediately prior to transfer and its fair value is recognised directly in equity as a revaluation of property, plant and equipment. However, if a fair value gain reverses a previous impairment loss, the gain is recognised in profit or loss. Upon disposal of an investment property, any surplus previously recorded in equity is transferred to retained earnings; the transfer is not made through profit or loss.

When the use of a property changes such that it is reclassified as property, plant and equipment or inventories, its fair value at the date of reclassification becomes its cost for subsequent accounting.

(iii) Determination of fair value

The Directors estimate the fair values of the Company's investment property based on their judgement and, where available, made with reference to current price in an active market for similar properties from independent valuers.

The fair values are based on market values, being the estimated amount for which a property could be exchanged on the date of the valuation between knowledgeable willing parties in an arm's length transaction after proper marketing wherein the parties had each acted knowledgeably, prudently and without compulsion.

(h) Inventories

Inventories are measured at the lower of cost and net realisable value.

The cost of inventories is calculated using the weighted average method, and includes expenditure incurred in acquiring the inventories, production or conversion costs and other costs incurred in bringing them to their existing location and condition. In the case of work-in-progress and finished goods, cost includes an appropriate share of production overheads based on normal operating capacity.

Net realisable value is the estimated selling price in the ordinary course of business, less the estimated costs of completion and the estimated costs necessary to make the sale.

(i) Cash and cash equivalents

Cash and cash equivalents consist of cash on hand, balances and deposits with banks and highly liquid investments which have an insignificant risk of changes in fair value.

NOTES TO THE FINANCIAL STATEMENTS

... continued

2. SIGNIFICANT ACCOUNTING POLICIES *cont'd*

2.2 Summary of significant accounting policies *cont'd*

(j) Impairment

(i) Financial assets

All financial assets (except for financial assets categorised as fair value through profit or loss, investments in subsidiaries and associates) are assessed at each reporting date whether there is any objective evidence of impairment as a result of one or more events having an impact on the estimated future cash flows of the asset. Losses expected as a result of future events, no matter how likely, are not recognised. For an investment in an equity instrument, a significant or prolonged decline in the fair value below its cost is an objective evidence of impairment. If any such objective evidence exists, then the impairment loss of the financial asset is estimated.

An impairment loss in respect of loans and receivables is recognised in profit or loss and is measured as the difference between the asset's carrying amount and the present value of estimated future cash flows discounted at the asset's original effective interest rate. The carrying amount of the asset is reduced through the use of an allowance account.

An impairment loss in respect of available-for-sale financial assets is recognised in profit or loss and is measured as the difference between the asset's acquisition cost (net of any principal repayment and amortisation) and the asset's current fair value, less any impairment loss previously recognised. Where a decline in the fair value of an available-for-sale financial asset has been recognised in the other comprehensive income, the cumulative loss in other comprehensive income is reclassified from equity to profit or loss.

An impairment loss in respect of unquoted equity instrument that is carried at cost is recognised in profit or loss and is measured as the difference between the financial asset's carrying amount and the present value of estimated future cash flows discounted at the current market rate of return for a similar financial asset.

Impairment losses recognised in profit or loss for an investment in an equity instrument classified as available-for-sale is not reversed through profit or loss.

If, in a subsequent period, the fair value of a debt instrument increases and the increase can be objectively related to an event occurring after impairment loss was recognised in profit or loss, the impairment loss is reversed, to the extent that the asset's carrying amount does not exceed what the carrying amount would have been had the impairment not been recognised at the date the impairment is reversed. The amount of the reversal is recognised in profit or loss.

NOTES TO THE FINANCIAL STATEMENTS

... continued

2. SIGNIFICANT ACCOUNTING POLICIES *cont'd***2.2 Summary of significant accounting policies** *cont'd***(j) Impairment** *cont'd***(ii) Other assets**

The carrying amounts of other assets (except for inventories, deferred tax assets, investment property measured at fair value and non-current assets (or disposal groups) classified as held for sale) are reviewed at the end of each reporting period to determine whether there is any indication of impairment. If any such indication exists, then the asset's recoverable amount is estimated. For goodwill and intangible assets that have indefinite useful lives or that are not yet available for use, the recoverable amount is estimated each period at the same time.

For the purpose of impairment testing, assets are grouped together into the smallest group of assets that generates cash inflows from continuing use that are largely independent of the cash inflows of other assets or cash-generating units. Subject to an operating segment ceiling test, for the purpose of goodwill impairment testing, cash-generating units to which goodwill has been allocated are aggregated so that the level at which impairment testing is performed reflects the lowest level at which goodwill is monitored for internal reporting purposes. The goodwill acquired in a business combination, for the purpose of impairment testing, is allocated to a cash-generating unit or a group of cash-generating units that are expected to benefit from the synergies of the combination.

The recoverable amount of an asset or cash-generating unit is the greater of its value in use and its fair value less costs of disposal. In assessing value in use, the estimated future cash flows are discounted to their present value using a pre-tax discount rate that reflects current market assessments of the time value of money and the risks specific to the asset or cash-generating unit.

An impairment loss is recognised if the carrying amount of an asset or its related cash-generating unit exceeds its estimated recoverable amount.

Impairment losses are recognised in profit or loss. Impairment losses recognised in respect of cash-generating units are allocated first to reduce the carrying amount of any goodwill allocated to the cash-generating unit (group of cash-generating units) and then to reduce the carrying amount of the other assets in the cash-generating unit (group of cash-generating units) on a *pro rata* basis.

An impairment loss in respect of goodwill is not reversed. In respect of other assets, impairment losses recognised in prior periods are assessed at the end of each reporting period for any indications that the loss has decreased or no longer exists. An impairment loss is reversed if there has been a change in the estimates used to determine the recoverable amount since the last impairment loss was recognised. An impairment loss is reversed only to the extent that the asset's carrying amount does not exceed the carrying amount that would have been determined, net of depreciation or amortisation, if no impairment loss had been recognised. Reversals of impairment losses are credited to profit or loss in the financial year in which the reversals are recognised.

NOTES TO THE FINANCIAL STATEMENTS

... continued

2. SIGNIFICANT ACCOUNTING POLICIES *cont'd***2.2 Summary of significant accounting policies *cont'd*****(k) Assets held for sale / pending distribution**

Non-current assets, or disposal group comprising assets and liabilities that are expected to be recovered primarily through sale or distribution rather than through continuing use, are classified as held for sale or distribution.

Immediately before classification as held for sale or distribution, the assets or components of a disposal group are remeasured in accordance with the Group's accounting policies. Thereafter generally the assets, or disposal groups are measured at the lower of their carrying amount and fair value less costs to sell.

Any impairment loss on a disposal group is first allocated to goodwill, and then to remaining assets and liabilities on pro rata basis, except that no loss is allocated to inventories, financial assets, deferred tax assets, employee benefit assets and investment property, which continue to be measured in accordance with the Group's accounting policies. Impairment losses on initial classification as held for sale or distribution and subsequent gains or losses on remeasurement are recognised in profit or loss. Gains are not recognised in excess of any cumulative impairment loss.

Property, plant and equipment once classified as held for sale are not amortised or depreciated.

(l) Equity instruments

Instruments classified as equity are measured at cost on initial recognition and are not remeasured subsequently.

(i) Issue expenses

Costs directly attributable to issue of instruments classified as equity are recognised as a deduction from equity.

(ii) Ordinary shares

Ordinary shares are classified as equity.

(iii) Repurchase, disposal and reissue of share capital (treasury shares)

When share capital recognised as equity is repurchased, the amount of the consideration paid, including directly attributable costs, net of any tax effects, is recognised as a deduction from equity. Repurchased shares that are not subsequently cancelled are classified as treasury shares in the statement of changes in equity.

When treasury shares are distributed as share dividends, the cost of the treasury shares is applied in the reduction of the share premium account or distributable reserves, or both.

When treasury shares are sold or reissued subsequently, the difference between the sales consideration net of directly attributable costs and the carrying amount of the treasury shares is recognised in equity, and the resulting surplus or deficit on the transaction is presented in share premium.

NOTES TO THE FINANCIAL STATEMENTS

... continued

2. SIGNIFICANT ACCOUNTING POLICIES *cont'd***2.2 Summary of significant accounting policies** *cont'd***(m) Employee benefits****(i) Short term employee benefits**

Short term employee benefit obligations in respect of salaries, annual bonuses, paid annual leave and sick leave are measured on an undiscounted basis and are expensed as the related service is provided.

A liability is recognised for the amount expected to be paid under short term cash bonus if the Group has a present legal or constructive obligation to pay this amount as a result of past service provided by the employee and the obligation can be estimated reliably.

The Group's and the Company's contributions to statutory pension funds are charged to profit or loss in the financial year to which they relate. Once the contributions have been paid, the Group has no further payment obligations.

(ii) Defined benefit plan

The Group operates an unfunded defined benefit scheme for the eligible employees. The present value of the defined benefit obligation as required by MFRS 119, *Employee Benefits* has not been used in deriving at the provision, as the amount involved is not material to the Group and the Company. Accordingly, no further disclosure as required by the standard is made.

(iii) Share-based payments

The Group operates equity-settled, share-based compensation plans for the employees of the Group under the Hong Leong Industries Berhad ("HLI")'s Executive Share Scheme ("ESS").

In connection with the ESS, trusts have been set up and are administered by an appointed trustee ("ESS Trusts"). The trustee will be entitled from time to time, to accept advances from the Group, upon such terms and conditions as the Group and the trustee may agree to purchase the ordinary shares of the Company from the open market for the ESS Trusts ("Trust Shares").

The fair value of the share options or grant offers granted to employees is recognised as an employment cost with a corresponding increase in the executive share scheme reserve over the vesting period. When the share options are exercised or grant offers are completed, the amount from the executive share scheme reserve is transferred to retained earnings as applicable. When the share options not exercised or grant offers not completed are expired, the amount from the executive share scheme reserve is transferred to retained earnings.

The fair value of the share options or grant offers is measured using Black Scholes model. Measurement inputs include share price on measurement date, exercise price of the instrument, expected volatility (based on weighted average historic volatility adjusted for changes expected due to publicly available information), weighted average expected life of the instruments (based on historical experience and general option holder behaviour), expected dividends, and the risk-free interest rate (based on government bonds). Service and non-market performance conditions attached to the transactions are not taken into account in determining fair value.

The ESS Trusts are consolidated into the Group's consolidated financial statements as a deduction from equity and classified as reserves for own shares. Dividends received by the ESS Trusts are eliminated against the Company's dividend payment.

NOTES TO THE FINANCIAL STATEMENTS

... continued

2. SIGNIFICANT ACCOUNTING POLICIES *cont'd*

2.2 Summary of significant accounting policies *cont'd*

(n) Provisions

A provision is recognised if, as a result of a past event, the Group has a present legal or constructive obligation that can be estimated reliably, and it is probable that an outflow of economic benefits will be required to settle the obligation.

(i) Warranties

A provision for warranties is recognised when the underlying products or services are sold. The provision is based on historical warranty data and a weighting of all possible outcomes against their associated probabilities.

(o) Revenue and other income

(i) Goods sold

Revenue from the sale of goods in the course of ordinary activities is measured at fair value of the consideration received or receivable, net of returns and allowances and trade discounts. Revenue is recognised when persuasive evidence exists, usually in the form of an executed sales agreement, that the significant risks and rewards of ownership have been transferred to the customer, recovery of the consideration is probable, the associated costs and possible return of goods can be estimated reliably, there is no continuing management involvement with the goods, and the amount of revenue can be measured reliably. If it is probable that discounts will be granted and the amount can be measured reliably, then the discount is recognised as a reduction of revenue as the sales are recognised.

(ii) Services

Revenue from services rendered is recognised in the profit or loss when services are performed.

(iii) Rental income

Rental income is recognised in profit or loss on accrual basis.

(iv) Dividend income

Dividend income is recognised in profit or loss on the date that the Group's or the Company's right to receive payment is established, which in the case of quoted securities is the ex-dividend date.

(v) Interest income

Interest income is recognised as it accrues using the effective interest method in profit or loss except for interest income arising from temporary investment of borrowings taken specifically for the purpose of obtaining a qualifying asset which is accounted for in accordance with the accounting policy on borrowing costs.

NOTES TO THE FINANCIAL STATEMENTS

... continued

2. SIGNIFICANT ACCOUNTING POLICIES *cont'd***2.2 Summary of significant accounting policies** *cont'd***(p) Borrowings costs**

Borrowing costs that are not directly attributable to the acquisition, construction or production of a qualifying asset are recognised in profit or loss using the effective interest method.

Borrowing costs directly attributable to the acquisition, construction or production of qualifying assets, which are assets that necessarily take a substantial period of time to get ready for their intended use or sale, are capitalised as part of the cost of those assets.

The capitalisation of borrowing costs as part of the cost of a qualifying asset commences when expenditure for the asset is being incurred, borrowing costs are being incurred and activities that are necessary to prepare the asset for its intended use or sale are in progress. Capitalisation of borrowing costs is suspended or ceases when substantially all the activities necessary to prepare the qualifying asset for its intended use or sale are interrupted or completed.

Investment income earned on the temporary investment of specific borrowings pending their expenditure on qualifying assets is deducted from the borrowing costs eligible for capitalisation.

(q) Taxation

Taxation comprises current and deferred taxation. Current taxation and deferred taxation are recognised in profit or loss except to the extent that it relates to a business combination or items recognised directly in equity or other comprehensive income.

Current taxation is the expected tax payable on the taxable income for the year, using tax rates enacted or substantively enacted by the end of the reporting period, and any adjustment to tax payable in respect of previous financial years.

Deferred taxation is recognised using the liability method, providing for temporary differences between the carrying amounts of assets and liabilities in the statement of financial position and their tax bases. Deferred taxation is not recognised for the following temporary differences: the initial recognition of goodwill, the initial recognition of assets or liabilities in a transaction that is not a business combination and that affects neither accounting nor taxable profit or loss. Deferred taxation is measured at the tax rates that are expected to be applied to the temporary differences when they reverse, based on the laws that have been enacted or substantively enacted by the end of the reporting period.

Deferred tax assets and liabilities are offset if there is a legally enforceable right to offset current tax liabilities and assets, and they relate to income taxes levied by the same tax authority on the same taxable entity, or on different tax entities, but they intend to settle current tax assets and liabilities on a net basis or their tax assets and liabilities will be realised simultaneously.

A deferred tax asset is recognised to the extent that it is probable that future taxable profits will be available against which the temporary difference can be utilised. Deferred tax assets are reviewed at the end of each reporting period and are reduced to the extent that it is no longer probable that the related tax benefit will be realised.

NOTES TO THE FINANCIAL STATEMENTS

... continued

2. SIGNIFICANT ACCOUNTING POLICIES *cont'd***2.2 Summary of significant accounting policies *cont'd*****(q) Taxation *cont'd***

A tax incentive that is not a tax base of an asset is recognised as a reduction of tax expense in profit or loss as and when it is granted and claimed. Any unutilised portion of the tax incentive is recognised as a deferred tax asset to the extent that it is probable that future taxable profits will be available against which the unutilised tax incentive can be utilised.

The Group and the Company regard the unutilised reinvestment allowance as investment tax credits ("ITCs") and these ITCs are recognised using accounting treatment similar to that of a government grant. Unutilised reinvestment allowance to the extent that it is probable that the future taxable profit will be available against the unutilised reinvestment allowance can be utilised are recognised as a tax credit receivable and correspondingly deferred income.

The tax credit receivable will be charged out to the profit or loss based on the utilisation of reinvestment allowance in each financial period. Deferred income, on the other hand, will be amortised over the estimated remaining useful lives of the assets concerned.

(r) Discontinued operation

A discontinued operation is a component of the Group's business that represents a separate major line of business or geographical area of operations that has been disposed of or is held for sale or distribution, or is a subsidiary acquired exclusively with a view to resale. Classification as a discontinued operation occurs upon disposal or when the operation meets the criteria to be classified as held for sale, if earlier. When an operation is classified as a discontinued operation, the comparative statement of profit or loss and other comprehensive income is re-presented as if the operation had been discontinued from the start of the comparative period.

(s) Earnings per ordinary share ("EPS")

The Group presents basic and diluted earnings per share data for its ordinary shares ("EPS").

Basic EPS is calculated by dividing the profit or loss attributable to owners of the Company by the weighted average number of ordinary shares outstanding during the period, adjusted for own shares held.

(t) Operating segments

An operating segment is a component of the Group that engages in business activities from which it may earn revenues and incur expenses, including revenues and expenses that relate to transactions with any of the Group's other components. Operating segment results are reviewed regularly by the chief operating decision maker, which in this case is the Board of Directors of the Group, to make decisions about resources to be allocated to the segment and to assess its performance, and for which discrete financial information is available.

NOTES TO THE FINANCIAL STATEMENTS

... continued

2. SIGNIFICANT ACCOUNTING POLICIES *cont'd*

2.2 Summary of significant accounting policies *cont'd*

(u) Contingencies

(i) Contingent liabilities

Where it is not probable that an outflow of economic benefits will be required, or the amount cannot be estimated reliably, the obligation is not recognised in the statements of financial position and is disclosed as a contingent liability, unless the probability of outflow of economic benefits is remote. Possible obligations, whose existence will only be confirmed by the occurrence or non-occurrence of one or more future events, are also disclosed as contingent liabilities unless the probability of outflow of economic benefits is remote.

(ii) Contingent assets

When an inflow of economic benefit of an asset is probable where it arises from past events and where existence will be confirmed only by the occurrence or non-occurrence of one or more uncertain future events not wholly within the control of the entity, the asset is not recognised in the statements of financial position but is being disclosed as a contingent asset. When the inflow of economic benefit is virtually certain, then the related asset is recognised.

(v) Fair value measurements

Fair value of an asset or a liability, except for share-based payment and lease transactions, is determined as the price that would be received to sell an asset or paid to transfer a liability in an orderly transaction between market participants at the measurement date. The measurement assumes that the transaction to sell the asset or transfer the liability takes place either in the principal market or in the absence of a principal market, in the most advantageous market.

For non-financial asset, the fair value measurement takes into account a market participant's ability to generate economic benefits by using the asset in its highest and best use or by selling it to another market participant that would use the asset in its highest and best use.

When measuring the fair value measurement of an asset and liability, the Group uses observable market data as far as possible. Fair value are categorised into different levels in a fair value hierarchy based on the input used in the valuation techniques as follows:

- Level 1: quoted prices (unadjusted) in active markets for identical assets or liabilities that the Group can access at the measurement date.
- Level 2: inputs other than quoted prices included within Level 1 that are observable for the asset or liability, either directly or indirectly.
- Level 3: unobservable inputs for the asset or liability.

The Group recognises transfers between levels of the fair value hierarchy as of the date of the event or change in circumstances that caused the transfers.

NOTES TO THE FINANCIAL STATEMENTS

... continued

2. SIGNIFICANT ACCOUNTING POLICIES *cont'd*

2.3 Statement of compliance

The following are accounting standards, amendments and interpretations that have been issued by the Malaysian Accounting Standards Board ("MASB") but have not been adopted by the Group and the Company:

MFRSs, Interpretations and amendments effective for annual periods beginning on or after 1 January 2016

- Amendments to MFRS 5, *Non-current Assets Held for Sale and Discontinued Operations* (Annual Improvements 2012-2014 Cycle)
- Amendments to MFRS 7, *Financial Instruments: Disclosures* (Annual Improvements 2012-2014 Cycle)
- Amendments to MFRS 10, *Consolidated Financial Statements* and MFRS 128, *Investments in Associates and Joint Ventures – Sale or Contribution of Assets between an Investor and its Associate or Joint Venture*
- Amendments to MFRS 10, *Consolidated Financial Statements*, MFRS 12, *Disclosure of Interests in Other Entities* and MFRS 128, *Investments in Associates and Joint Ventures – Investment Entities: Applying the Consolidation Exception*
- Amendments to MFRS 11, *Joint Arrangements – Accounting for Acquisitions of Interests in Joint Operations*
- MFRS 14, *Regulatory Deferral Accounts*
- Amendments to MFRS 101, *Presentation of Financial Statements – Disclosure Initiative*
- Amendments to MFRS 116, *Property, Plant and Equipment* and MFRS 138, *Intangible Assets – Clarification of Acceptable Methods of Depreciation and Amortisation*
- Amendments to MFRS 116, *Property, Plant and Equipment* and MFRS 141, *Agriculture – Agriculture: Bearer Plants*
- Amendments to MFRS 119, *Employee Benefits* (Annual Improvements 2012-2014 Cycle)
- Amendments to MFRS 127, *Separate Financial Statements – Equity Method in Separate Financial Statements*
- Amendments to MFRS 134, *Interim Financial Reporting* (Annual Improvements 2012-2014 Cycle)

MFRSs, Interpretations and amendments effective for annual period beginning on or after 1 January 2017

- MFRS 15, *Revenue from Contract Customers*

MFRSs, Interpretations and amendments effective for annual periods beginning on or after 1 January 2018

- MFRS 9, *Financial Instruments* (2014)

The Group and the Company plans to apply the abovementioned accounting standards, amendments and interpretations, where applicable:

- from the annual period beginning on 1 July 2016 for those accounting standards, amendments or interpretations that are effective for annual periods beginning on or after 1 January 2016;
- from the annual period beginning on 1 July 2017 for those accounting standards, amendments or interpretations that are effective for annual periods beginning on or after 1 January 2017;
- from the annual period beginning on 1 July 2018 for those accounting standards, amendments or interpretations that are effective for annual periods beginning on or after 1 January 2018.

The Group is currently assessing the financial impact that may arise from the initial application of the abovementioned accounting standards, amendments or interpretations.

NOTES TO THE FINANCIAL STATEMENTS

... continued

3. COMPANIES IN THE GROUP

The principal activities of the companies in the Group, their country of incorporation and the effective interest of Hong Leong Industries Berhad are shown below:

Name of Company	Country of incorporation	Effective interest		Principal activities
		2015 %	2014 %	
Subsidiary Companies				
Guocera Holdings Sdn Bhd	Malaysia	100	100	Investment holding.
• Guocera Tile Industries Sdn Bhd	Malaysia	100	100	Manufacture of ceramic tiles.
• Guocera Tile Industries (Meru) Sdn Bhd	Malaysia	70	70	Manufacture of ceramic tiles.
• Century Touch Sdn Bhd #	Malaysia	70	70	In members' voluntary liquidation.
• Guocera Marketing Sdn Bhd	Malaysia	100	100	General trading in ceramic tiles and investment holding.
• Guocera Marketing Singapore Pte Ltd	Singapore	100	100	General trading in ceramic tiles.
• Ceramic Research Company Sdn Bhd	Malaysia	100	100	Research and development of ceramic tiles and related products.
• Guocera Marketing (International) Sdn Bhd	Malaysia	100	100	Procurement and sale of raw materials, parts and components, and finished products of ceramic tiles for the local and export markets.
Hong Leong Yamaha Motor Sdn Bhd	Malaysia	69.4	69.4	Manufacture and distribution of motorcycles and other components, assembly of motorcycles and investment holding.
Hume Cemboard Industries Sdn Bhd	Malaysia	100	100	Manufacture and sale of fibre cement products.
Malex Industrial Products Sdn Bhd	Malaysia	100	100	Manufacture and sale of fibre cement products and investment holding.
• Hume Cemboard Marketing Sdn Bhd	Malaysia	100	100	Sale and distribution of fibre cement products.

NOTES TO THE FINANCIAL STATEMENTS

... continued

3. COMPANIES IN THE GROUP *cont'd*

Name of Company	Country of incorporation	Effective interest		Principal activities
		2015 %	2014 %	
Subsidiary Companies				
Hume Roofing Products Sdn Bhd	Malaysia	100	100	Manufacture and sale of concrete roofing tiles
Hume Fibreboard Sdn Bhd *	Malaysia	100	100	Investment holding.
Hume Marketing Co Sdn Bhd	Malaysia	100	100	Distribution of building materials.
Hume Marketing (EM) Sdn Bhd	Malaysia	100	100	Distribution of building materials.
Hume Concrete Sdn Bhd	Malaysia	–	100	Manufacture of concrete products and investment holding.
• Hume Concrete (EM) Sdn Bhd ^	Malaysia	–	100	Manufacture and sale of concrete and related products.
• Hume Concrete Marketing Sdn Bhd ^	Malaysia	–	100	Marketing of concrete and related products.
• Hume Concrete Products Research Centre Sdn Bhd ^	Malaysia	–	100	Research and development of concrete products.
Stableview Sdn Bhd *	Malaysia	100	100	Investment holding.
Maxider Sdn Bhd *	Malaysia	100	100	Investment holding.
Megah Court Condominium Development Sdn Bhd *	Malaysia	100	100	Property management.
HLI Trading Limited *	Hong Kong	100	100	Investment holding.
• Avenues Zone Inc *	Malaysia	100	100	Investment holding.
HLI Overseas Limited ♦	Jersey, Channel Islands	100	100	Dormant.
Varinet Sdn Bhd #	Malaysia	60	60	In members' voluntary liquidation.
Hong Leong Maruken Sdn Bhd #	Malaysia	70	70	In members' voluntary liquidation.
Taman Terang Sdn Bhd #	Malaysia	100	100	In member's voluntary liquidation.

NOTES TO THE FINANCIAL STATEMENTS

... continued

3. COMPANIES IN THE GROUP *cont'd*

Name of Company	Country of incorporation	Effective interest		Principal activities
		2015 %	2014 %	
Subsidiary Companies				
MZ Holdings Limited	Hong Kong	–	100	Dissolved.
MZ Motorrad Group Limited	Bermuda	–	100	Dissolved.
RZA Logistics Sdn Bhd	Malaysia	–	59.1	Dissolved.
Associated Companies				
HICOM-Yamaha Manufacturing Malaysia Sdn Bhd *	Malaysia	30	30	Manufacture and assembly of motorcycle engines and parts.
HL Yamaha Motor Research Centre Sdn Bhd	Malaysia	34	34	Provision of research and development services.
Yamaha Motor Vietnam Co., Ltd	Vietnam	24	24	Procure and assemble motorcycles, motorcycle spare parts and components and provision of maintenance and repair service for motorcycles.
Malaysian Newsprint Industries Sdn Bhd	Malaysia	33.7	33.7	Manufacture and sale of newsprint and related paper products.
Laras Perkasa Sdn Bhd #	Malaysia	–	30	Dissolved.

The financial year end of the associated companies are co-terminous with the Company except for the following:-

Name of Company	Financial Year End
HICOM-Yamaha Manufacturing Malaysia Sdn Bhd +	31 March
Yamaha Motor Vietnam Co., Ltd +	31 December

Notes:

- Sub-subsidiary companies.
- * The financial statements of these subsidiary and associated companies are not audited by member firms of KPMG International.
- ♦ These subsidiaries companies are consolidated based on unaudited financial statements. These financial statements are not required to be audited in their respective countries of incorporation.
- + The Group's share of profit is based on the latest audited financial statements and latest management financial statements available.
- # These subsidiaries are in members' voluntary liquidation and have been consolidated based on unaudited financial statements.
- ^ The investment in Hume Concrete Sdn Bhd and its subsidiaries have been disposed of on 20 October 2014.

NOTES TO THE FINANCIAL STATEMENTS

... continued

4. PROPERTY, PLANT AND EQUIPMENT**Group**

	Freehold land RM'000	Freehold buildings RM'000	Leasehold land RM'000	Leasehold buildings RM'000	Plant & equipment & motor vehicles RM'000	Capital work-in- progress RM'000	Total RM'000
Cost							
At 1 July 2013	46,968	187,717	34,088	17,633	680,037	23,412	989,855
Additions	793	914	–	21	24,895	18,665	45,288
Reclassification	–	79	–	–	28,041	(28,120)	–
Reclassified to assets pending distribution	–	–	(8,293)	(12,858)	(12,363)	–	(33,514)
Disposals	(2,405)	(1,219)	–	–	(11,980)	–	(15,604)
Write off	–	–	–	–	(3,938)	–	(3,938)
Effect of movements in exchange rates	–	–	–	–	9	–	9
At 30 June 2014/ 1 July 2014	45,356	187,491	25,795	4,796	704,701	13,957	982,096
Additions	–	963	–	197	20,767	30,173	52,100
Reclassification	–	3,429	–	23	29,939	(33,391)	–
Disposals	–	–	(100)	(100)	(11,551)	–	(11,751)
Write off	–	–	–	–	(7,007)	(17)	(7,024)
Effect of movements in exchange rates	–	–	–	–	36	–	36
At 30 June 2015	45,356	191,883	25,695	4,916	736,885	10,722	1,015,457

NOTES TO THE FINANCIAL STATEMENTS

... continued

4. PROPERTY, PLANT AND EQUIPMENT *cont'd*

Group

	Freehold land RM'000	Freehold buildings RM'000	Leasehold land RM'000	Leasehold buildings RM'000	Plant & equipment & motor vehicles RM'000	Capital work-in- progress RM'000	Total RM'000
Depreciation and impairment losses							
At 1 July 2013	–	50,936	1,916	2,525	518,178	–	573,555
Charge for the year	–	4,916	815	1,029	42,707	–	49,467
Reclassified to assets pending distribution	–	–	(854)	(2,371)	(4,239)	–	(7,464)
Disposals	–	(212)	–	–	(11,510)	–	(11,722)
Write off	–	–	–	–	(3,902)	–	(3,902)
Effect of movements in exchange rates	–	–	–	–	4	–	4
At 30 June 2014/ 1 July 2014	–	55,640	1,877	1,183	541,238	–	599,938
Charge for the year	–	5,251	576	355	45,572	–	51,754
Disposals	–	–	(24)	–	(11,106)	–	(11,130)
Write off	–	–	–	–	(6,198)	–	(6,198)
Effect of movements in exchange rates	–	–	–	–	14	–	14
At 30 June 2015	–	60,891	2,429	1,538	569,520	–	634,378
Carrying amounts							
At 1 July 2013	46,968	136,781	32,172	15,108	161,859	23,412	416,300
At 30 June 2014/ 1 July 2014	45,356	131,851	23,918	3,613	163,463	13,957	382,158
At 30 June 2015	45,356	130,992	23,266	3,378	167,365	10,722	381,079

NOTES TO THE FINANCIAL STATEMENTS

... continued

4. PROPERTY, PLANT AND EQUIPMENT *cont'd*

Company	Office equipment and motor vehicles RM'000	Total RM'000
Cost		
At 1 July 2013	515	515
Additions	478	478
Disposals	(86)	(86)
At 30 June 2014/ 1 July 2014	907	907
Additions	171	171
At 30 June 2015	1,078	1,078
Depreciation and impairment loss		
At 1 July 2013	177	177
Charge for the year	133	133
Disposals	(20)	(20)
At 30 June 2014/ 1 July 2014	290	290
Charge for the year	192	192
At 30 June 2015	482	482
Carrying amounts		
At 1 July 2013	338	338
At 30 June 2014/ 1 July 2014	617	617
At 30 June 2015	596	596

Land

Included in the total carrying amount of land are:

	2015 RM'000	Group 2014 RM'000
Leasehold land with unexpired lease period more than 50 years	19,367	19,818
Leasehold land with unexpired lease period less than 50 years	3,899	4,100
	23,266	23,918

NOTES TO THE FINANCIAL STATEMENTS

... continued

5. INVESTMENT PROPERTY

	2015 RM'000	Group 2014 RM'000
At 1 July	4,000	2,231
Change in fair value gain recognised in profit or loss	–	1,769
At 30 June	4,000	4,000

Included in the above are:

	2015 RM'000	Group 2014 RM'000
At fair value:		
Leasehold land with unexpired lease period of more than 50 years	4,000	4,000

Fair value information

Fair value of investment property is categorised as Level 3.

Level 3 fair values of the leasehold land have been determined by Directors' valuation using sales comparison approach. Sales price of comparable properties are adjusted for differences in key attributes such as property size. The significant unobservable input into the Directors' valuation is price per square feet of comparable properties. The estimated fair value would increase/(decrease) if the price per square feet is higher/(lower).

6. INVESTMENTS IN SUBSIDIARY COMPANIES

	2015 RM'000	Company 2014 RM'000
At cost:		
Unquoted shares	441,210	954,490
Less: Impairment loss	(131,438)	(150,438)
	309,772	804,052

Impairment losses are recognised based on the excess of carrying amount over its recoverable amounts, which is determined based on either the fair value of the net assets of the subsidiary companies or the recoverable amount of the cash generating unit based on value in use and the fair value less costs to sell whichever is higher.

The subsidiary companies and their principal activities are disclosed in Note 3 to the financial statements.

NOTES TO THE FINANCIAL STATEMENTS

... continued

7. INVESTMENTS IN ASSOCIATED COMPANIES

	Group		Company	
	2015	2014	2015	2014
	RM'000	RM'000	RM'000	RM'000
At cost:				
- Unquoted shares	266,940	266,940	111,969	112,073
- Unquoted redeemable preference shares	31,069	36,429	64,780	70,140
	298,009	303,369	176,749	182,213
Share of capital reserves	(23,190)	(46,670)	-	-
Share of post-acquisition reserves	108,270	89,765	-	-
	383,089	346,464	176,749	182,213

The associated companies and their principal activities are disclosed in Note 3 to the financial statements.

Summary financial information for associates, not adjusted for the percentage ownership held by the Group:

Group	2015	2014
	RM'000	RM'000
Summarised financial information		
As at 30 June		
Non-current assets	1,150,346	1,097,437
Current assets	911,113	692,503
Non-current liabilities	(90,700)	(144,265)
Current liabilities	(570,729)	(410,717)
Net assets	1,400,030	1,234,958
Year ended 30 June		
Total comprehensive income	173,162	131,164
Included in the total comprehensive income is:		
Revenue	3,772,956	3,405,054
Reconciliation of net assets to carrying amount:		
As at 30 June		
Group's share of net assets other than goodwill of the associated companies	382,808	346,183
Premium on acquisition	281	281
Carrying amount in the statement of financial position	383,089	346,464
Group's share of results		
Year ended 30 June		
Group's share of total comprehensive income	41,327	37,541

NOTES TO THE FINANCIAL STATEMENTS

... continued

8. OTHER INVESTMENTS

		Group	Company	
Note	2015 RM'000	2014 RM'000	2015 RM'000	2014 RM'000
Non-current				
Available-for-sale financial assets				
- Unquoted shares	10	10	10	10
- Shares quoted in Malaysia	50,834	18	42,238	—
	50,844	28	42,248	10

Financial assets at fair value				
through profit or loss				
- Investment in unit trust	8.1	535,548	—	—
- Shares quoted in Malaysia	20,220	12,387	20,220	12,387
	20,220	547,935	20,220	12,387
	71,064	547,963	62,468	12,397

Note 8.1

During the financial year, the Group's investment in unit trust has been fully redeemed.

NOTES TO THE FINANCIAL STATEMENTS

... continued

9. INTANGIBLE ASSETS

Group	Goodwill RM'000	Development costs RM'000	Computer software RM'000	Total RM'000
Cost				
At 1 July 2013	66,975	10,840	3,947	81,762
Additions	–	4,344	1,177	5,521
Reclassified to assets pending distribution	–	–	(1,538)	(1,538)
At 30 June 2014/ 1 July 2014	66,975	15,184	3,586	85,745
Additions	–	3,372	485	3,857
At 30 June 2015	66,975	18,556	4,071	89,602
Amortisation and impairment loss				
At 1 July 2013				
Accumulated amortisation	–	6,577	1,781	8,358
Accumulated impairment loss	58,723	–	–	58,723
	58,723	6,577	1,781	67,081
Amortisation for the year	–	2,537	669	3,206
Reclassified to assets pending distribution	–	–	(1,043)	(1,043)
At 30 June 2014/ 1 July 2014				
Accumulated amortisation	–	9,114	1,407	10,521
Accumulated impairment loss	58,723	–	–	58,723
	58,723	9,114	1,407	69,244
Amortisation for the year	–	3,524	621	4,145
Accumulated amortisation	–	12,638	2,028	14,666
Accumulated impairment loss	58,723	–	–	58,723
At 30 June 2015	58,723	12,638	2,028	73,389
Carrying amounts				
At 1 July 2013	8,252	4,263	2,166	14,681
At 30 June 2014/ 1 July 2014	8,252	6,070	2,179	16,501
At 30 June 2015	8,252	5,918	2,043	16,213

NOTES TO THE FINANCIAL STATEMENTS

... continued

9. INTANGIBLE ASSETS *cont'd***Impairment testing for cash-generating units containing goodwill**

For the purpose of impairment testing, goodwill is allocated to the Group's operating divisions which represent the lowest level within the Group at which the goodwill is monitored for internal management purposes. The recoverable amount of the cash-generating units was based on its value in use. The carrying amount of the unit was determined to be higher than its recoverable amount.

Value in use was determined by discounting the future cash flows generated from the continuing use of the unit and was based on the recent financial projections approved by the management. The discount rate was estimated based on the Group's weighted average cost of capital of 9.5% (2014: 6.8%). The gross margins used in the projections were based on past experience and expectations of market developments.

10. DEFERRED TAX ASSETS/(LIABILITIES)

Recognised deferred tax assets/(liabilities)

Deferred tax assets and liabilities are attributable to the following:

Group	Assets		Liabilities		Net	
	2015 RM'000	2014 RM'000	2015 RM'000	2014 RM'000	2015 RM'000	2014 RM'000
Property, plant and equipment	–	–	(25,952)	(22,303)	(25,952)	(22,303)
Provisions	17,095	14,687	–	–	17,095	14,687
Deferred tax asset/(liabilities)	17,095	14,687	(25,952)	(22,303)	(8,857)	(7,616)
Set off of tax	(15,509)	(14,674)	15,509	14,674	–	–
Net tax assets/(liabilities)	1,586	13	(10,443)	(7,629)	(8,857)	(7,616)

Unrecognised deferred tax assets

Deferred tax assets have not been recognised in respect of the following items (stated at gross):

	Group	
	2015 RM'000	2014 RM'000
Property, plant and equipment	(1,863)	(1,663)
Provisions	6,733	10,640
Unabsorbed capital allowances	39,179	39,110
Unabsorbed tax losses	47,229	58,431
	91,278	106,518

The accelerated capital allowances, provisions, unabsorbed capital allowances and unutilised tax losses do not expire under current tax legislation. Deferred tax assets have not been recognised in respect of these items because it is not probable that future taxable will be available against which the Company or subsidiary companies can utilise the benefits.

NOTES TO THE FINANCIAL STATEMENTS

... continued

10. DEFERRED TAX ASSETS/(LIABILITIES) *cont'd*

Movements in temporary differences during the year are as follows:-

	At 1.7.2013 RM'000	Recognised in profit or loss (Note 24) RM'000	Reclassified to assets/ liabilities pending distribution (Note 15) RM'000	At 30.6.2014/ 1.7.2014 RM'000	Recognised in profit or loss (Note 24) RM'000	At 30.6.2015 RM'000
Group						
Property, plant and equipment	(24,426)	(2,108)	4,231	(22,303)	(3,649)	(25,952)
Provisions	15,756	800	(1,869)	14,687	2,408	17,095
Tax loss carry-forwards	9,481	536	(10,017)	–	–	–
	811	(772)	(7,655)	(7,616)	(1,241)	(8,857)

11. TAX CREDIT RECEIVABLE

This represents unutilised reinvestment allowance recognised during the financial year.

12. INVENTORIES

	2015 RM'000	Group 2014 RM'000
Raw materials and consumables	77,652	61,863
Work-in-progress	11,015	14,408
Finished goods	120,464	104,171
	209,131	180,442

NOTES TO THE FINANCIAL STATEMENTS

... continued

13. TRADE AND OTHER RECEIVABLES, INCLUDING DERIVATIVES

	Note	Group 2015 RM'000	2014 RM'000	Company 2015 RM'000	2014 RM'000
Current					
Trade					
Trade receivables		357,443	348,327	—	—
Amount due from related companies	13.1	17,599	17,369	—	—
Amount due from associated company		37	7	—	—
		375,079	365,703	—	—
Less: Allowance for impairment losses		(12,923)	(12,814)	—	—
		362,156	352,889	—	—
Non-trade					
Amount due from a subsidiary company	13.2	—	—	165	50
Amount due from related companies	13.2	125	135	—	—
Other receivables and deposits		13,619	18,049	54	96
Prepayments		11,171	11,684	35	156
Derivative financial assets					
- Forward exchange contract		188	2	—	—
		387,259	382,759	254	302

Note 13.1

The amounts due from related companies are subject to the normal trade terms.

Note 13.2

The amounts due from subsidiary and related companies are unsecured, interest free and are repayable on demand.

NOTES TO THE FINANCIAL STATEMENTS

... continued

14. CASH AND CASH EQUIVALENTS

	Group		Company	
	2015	2014	2015	2014
	RM'000	RM'000	RM'000	RM'000
Deposits placed with licensed banks	224,020	130,327	57,450	309
Cash and bank balances	83,023	66,083	436	6,643
	307,043	196,410	57,886	6,952

Included in the cash and cash equivalents are the following balances with related companies arising from normal business transactions:

	Group		Company	
	2015	2014	2015	2014
	RM'000	RM'000	RM'000	RM'000
Deposits placed with licensed banks	177,383	20,122	57,150	–
Cash and bank balances	37,498	19,681	379	737
	214,881	39,803	57,529	737

Cash and bank balances of the Group amounting to RM25,588,000 (2014: RM23,649,000) and RM374,000 (2014: RM339,000) are denominated in US Dollar and Euro respectively.

NOTES TO THE FINANCIAL STATEMENTS

... continued

15. ASSETS / LIABILITIES PENDING DISTRIBUTION

During the financial year, the Disposal and Capital Distribution pursuant to the corporate exercise as disclosed in Note 32 have been completed.

In the preceding financial year, the related assets and liabilities of Hume Concrete Sdn Bhd ("HCCT") and Irredeemable Convertible Preference Shares in Hume Cement Sdn Bhd have been classified as assets pending distribution and liabilities pending distribution respectively.

The results of HCCT have been separately disclosed as discontinued operation during the financial year and the preceding financial year.

Profit attributable to the discontinued operation was as follows:

Results of discontinued operation

	2015 RM'000	2014 RM'000
Revenue		
Sales of goods and services	66,627	215,980
Dividend income	—	58
	66,627	216,038
Cost of sales	(55,528)	(183,846)
Gross profit	11,099	32,192
Distribution costs	(5,964)	(20,037)
Administration expenses	(2,922)	(9,155)
Other operating expenses	(883)	(442)
Other operating income	396	3,578
Results from operations	1,726	6,136
Interest income	29	226
Finance costs	(404)	(819)
Profit before taxation	1,351	5,543
Taxation	(338)	(1,175)
Profit from discontinued operation, net of tax	1,013	4,368

NOTES TO THE FINANCIAL STATEMENTS

... continued

15. ASSETS / LIABILITIES PENDING DISTRIBUTION *cont'd*

At 30 June 2014, the assets and liabilities pending distribution are as follows:

	2014 RM'000
Assets pending distribution	
Property, plant and equipment	26,050
Other investments	175,000
Intangible assets	495
Deferred tax assets	7,655
Inventories	44,578
Trade and other receivables	50,119
Current tax assets	324
Cash and cash equivalents	12,247
	316,468
Liabilities pending distribution	
Trade and other payables	50,911
Loans and borrowings	27,700
Tax payable	105
Employee benefits	952
	79,668

Statement of Cash Flows

	2015 RM'000	2014 RM'000
The cash flows attributable to distribution group are as follows:		
Operating	(1,259)	(5,098)
Investing	(337)	(4,273)
Financing	611	9,200
Net cash outflows	(985)	(171)

NOTES TO THE FINANCIAL STATEMENTS

... continued

16. SHARE CAPITAL

	Number of shares 2015 '000	Amount 2015 RM'000	Group and Company Number of shares 2014 '000	Amount 2014 RM'000
Ordinary shares of RM0.50 each				
<i>Authorised</i>				
At 1 July/30 June	600,000	300,000	600,000	300,000
<i>Issued and fully paid</i>				
At 1 July/30 June	327,905	163,953	327,905	163,953

The issued and paid-up share capital of the Company, before adjusting for the treasury shares of 8,432,500 held, is RM163,952,655 comprising 327,905,310 ordinary shares of RM0.50 each. The treasury shares are held in accordance with the requirement of Section 67A of the Companies Act, 1965.

17. RESERVES

	Note	Group 2015 RM'000	Group 2014 RM'000	Company 2015 RM'000	Company 2014 RM'000
Reserves consist of:-					
Share premium		152,953	387,038	157,264	387,038
Exchange equalisation reserve	17.1	30,064	2,998	—	—
Fair value reserve		41,736	14	34,677	—
Other reserves	17.2	21,914	21,468	3,943	3,943
Reserve for own shares	17.3	(33,140)	(41,459)	(15,320)	(33,995)
Executive share scheme reserve	17.4	1,327	293	—	—
Retained earnings		872,332	790,602	334,050	76,399
		1,087,186	1,160,954	514,614	433,385

Note 17.1

Exchange equalisation reserve comprises all foreign currency differences arising from the translation of the financial statement of foreign operations.

Note 17.2

Other reserves of the Group represent the Group's interest in the subsidiary and associated companies' capital redemption reserve and gains on disposal of investments in the previous financial years. Other reserves of the Company represent gains on disposal of investments in the previous financial years.

NOTES TO THE FINANCIAL STATEMENTS

... continued

17. RESERVES *cont'd***Note 17.3**

Reserve for own shares represents Trust Shares purchased by the ESS Trust as disclosed in Note 2.2 (m)(iii). As at 30 June 2015, the total number of HLI Shares held by the ESS Trust was 11,058,633 (2014: 11,117,133) HLI Shares.

Note 17.4

Executive share scheme reserve represents fair value of the share options and grant offers granted to employees as disclosed in Note 2.2(m)(iii).

18. TREASURY SHARES - AT COST

	Number of shares 2015 '000	Amount 2015 RM'000	Group and Company Number of shares 2014 '000	Amount 2014 RM'000
At cost:				
Ordinary shares of RM0.50 each	8,432	63,318	8,432	63,318

The total number of shares bought back were 8,432,500 ordinary shares of RM0.50 each which are being held as treasury shares in accordance with the requirement of Section 67A of the Companies Act, 1965. The rights attached to the treasury shares as to voting, dividends and participation in other distribution and otherwise are suspended.

19. LOANS AND BORROWINGS

	2015 RM'000	Group 2014 RM'000	Company 2015 RM'000	2014 RM'000
Non-current (unsecured)				
Term loans	–	50,000	–	50,000
	–	50,000	–	50,000
Current (unsecured)				
Medium term notes	–	270,000	–	270,000
Term loans	–	12,337	–	–
Bankers acceptances	66,323	38,552	–	–
Revolving credit	71,286	251,853	–	179,000
	137,609	572,742	–	449,000
	137,609	622,742	–	499,000

NOTES TO THE FINANCIAL STATEMENTS

... continued

19. LOANS AND BORROWINGS *cont'd*

The non-current borrowings are payable as follows:

	Group		Company	
	2015 RM'000	2014 RM'000	2015 RM'000	2014 RM'000
Two to five years	–	50,000	–	50,000
	–	50,000	–	50,000

(i) The interest rates for the following facilities are:

	Group		Company	
	2015 %	2014 %	2015 %	2014 %
Terms loans	4.1 to 4.2	4.1 to 4.5	–	4.1 to 4.2
Bankers acceptances	3.6 to 4.1	3.3 to 3.9	–	–
Revolving credit	3.5 to 4.6	3.5 to 4.3	–	3.5 to 4.3

(ii) The Medium term notes are issued at par to face value and have a maturity period of not less than 12 months and not more than 84 months.

During the financial year, the Company had fully redeemed its RM270 million nominal value medium term notes issued under the medium term note programme.

The interest rates are determined on issuance and calculated based on rules on Fully Automated System for issuing/ tendering and carry interest rates of 8.9% (2014: 8.9%) per annum.

20. DEFERRED INCOME

	Group	
	2015 RM'000	2014 RM'000
Non-current		
Reinvestment allowance	5,598	4,375

The tax benefits arising from reinvestment allowance are being amortised over the estimated useful lives of the underlying plant and equipment for which reinvestment allowances were claimed. During the financial year, a total of RM273,000 (2014: RM207,000) has been amortised and recognised as other operating income in the profit or loss of the Group.

NOTES TO THE FINANCIAL STATEMENTS

... continued

21. EMPLOYEE BENEFITS**(a) Retirement benefits**

	Group		Company	
	2015	2014	2015	2014
	RM'000	RM'000	RM'000	RM'000
At 1 July	21,151	19,838	345	340
Provision/(Reversal)	1,597	2,421	(5)	5
Payments	(81)	(156)	—	—
Reclassified to liabilities pending distribution	—	(952)	—	—
At 30 June	22,667	21,151	340	345

(b) Share-based payments

During the financial year ended 30 June 2015 ("FY 2015"), Guocera Holdings Sdn Bhd ("GHSB"), a wholly-owned subsidiary of the Company, together with its subsidiaries, namely Guocera Tile Industries Sdn Bhd ("GTI"), Guocera Marketing Sdn Bhd and Guocera Marketing (International) Sdn Bhd, granted conditional incentive share options ("Options") over a total of 3,820,000 ordinary shares of RM0.50 each in the Company ("HLI Shares") at an exercise price of RM4.23 per share to certain eligible executives of the Group under the Executive Share Option Scheme. The Options granted are subject to the achievement of certain performance criteria by the option holders over the option performance period and the exercise period of the vested options will be up to the 30th month from the vesting date to be determined.

During the preceding financial year ended 30 June 2014, GTI and Ceramic Research Company Sdn Bhd, another subsidiary of GHSB, granted a total of 195,000 HLI shares, free of consideration, to certain eligible executives of the Group under ESGS out of which 58,500 HLI Shares have been vested during the FY2015, with 136,500 HLI Shares remaining outstanding. There were no grant of HLI Shares under the ESGS during FY 2015.

During FY 2015, the Company granted 1,500,000 shares of RM1.00 each in Hume Industries Berhad (formerly known as Narra Industries Berhad) ("HIB Shares"), free of consideration, to an eligible employee of the Group ("HIB Shares Grant") out of which 450,000 HIB Shares have been vested during FY 2015, with 1,050,000 HIB Shares remaining outstanding.

(i) Options - Weighted average fair value and assumptions

	2015	2014
Weighted average fair value at grant date	RM0.83	—
At grant date:		
Weighted average share price	RM4.29	—
Weighted average exercise price	RM4.23	—
Expected volatility (weighted average volatility)	37.77%	—
Option life (expected weighted average life)	4 years	—
Weighted average expected dividends	6.80%	—
Weighted average risk-free interest rate (based on Malaysian government bonds)	3.80%	—

NOTES TO THE FINANCIAL STATEMENTS

... continued

21. EMPLOYEE BENEFITS *cont'd*(b) Share-based payments *cont'd*(i) Options - Weighted average fair value and assumptions *cont'd*

Value of employee services received for Options

	2015 RM'000	Group 2014 RM'000
Share options granted in 2015	936	—

(ii) HIB Shares Grant - Weighted average fair value and assumptions

	2015	2014
Weighted average fair value at reporting date	RM4.00	—
At reporting date:		
Weighted average share price	3.79	—
Weighted average exercise price	Nil	—
Expected volatility (weighted average volatility)	44.59%	—
Option life (expected weighted average life)	3 years	—
Weighted average expected dividends	Nil	—
Weighted average risk-free interest rate (based on Malaysian government bonds)	3.71%	—

Value of employee services received for HIB Shares Grant

	2015 RM'000	Group 2014 RM'000
HIB Shares Grant in 2015	2,984	—

NOTES TO THE FINANCIAL STATEMENTS

... continued

22. TRADE AND OTHER PAYABLES, INCLUDING DERIVATIVES

	Note	Group 2015 RM'000	2014 RM'000	Company 2015 RM'000	2014 RM'000
Trade					
Trade payables		105,415	107,910	—	—
Amount due to related companies	22.1	31,204	27,270	—	—
Amount due to associates		16,589	16,503	—	—
		153,208	151,683	—	—
Non-trade					
Amounts due to subsidiary companies	22.2	—	—	—	240,751
Amount due to related companies	22.2	32	67	—	—
Amount due to associated companies	22.2	900	—	—	—
Other payables		32,340	25,147	—	—
Accrued liabilities		98,323	109,598	2,343	2,783
Derivative financial liabilities					
- Interest rate swap contract		208	257	208	257
- Forward exchange contracts		928	268	—	—
		285,939	287,020	2,551	243,791

Note 22.1

The amounts due to related companies are subject to the normal trade terms.

Note 22.2

The amounts due to subsidiary companies, related companies and associated company are unsecured, interest free and are repayable on demand.

NOTES TO THE FINANCIAL STATEMENTS

... continued

23. PROFIT BEFORE TAXATION

	Group		Company	
	2015 RM'000	2014 RM'000	2015 RM'000	2014 RM'000
Continuing operations				
<i>Profit before taxation is arrived at after charging/(crediting):-</i>				
Auditors' remuneration				
Statutory audits				
- Holding company's auditors and its affiliates	499	482	95	90
- Other auditors	36	31	-	-
Other services				
- Holding company's auditors	14	104	14	104
Amortisation of deferred income	(273)	(207)	-	-
Amortisation of intangible assets				
- Computer software	621	669	-	-
- Development expenditure	3,524	2,537	-	-
Depreciation of property, plant and equipment	51,754	46,503	192	133
Dividend income				
- Unquoted associated companies in Malaysia	-	-	(2,610)	(5,190)
- Unquoted associated company outside Malaysia	-	-	(20,202)	(15,401)
- Quoted investment in Malaysia	(937)	(366)	(867)	(366)
- Unquoted investment in Malaysia	(3,500)	-	(3,500)	-
- Unquoted subsidiary companies	-	-	(351,305)	(182,256)
- Investment in unit trust	-	(32,700)	-	-
- Short term investments	(8,359)	(7,407)	(743)	(1,267)
Employee benefits expense				
- Directors remuneration				
- Executive Directors of the Company				
- Fees N1	48	16	-	-
- Salaries and bonuses	1,422	1,092	1,422	1,092
	1,470	1,108	1,422	1,092
- Non-Executive Directors of the Company				
- Fees N1	403	420	332	350
- Other emoluments	101	108	101	108
	504	528	433	458
- Staff costs				
- Staff salaries and other expenses	160,141	156,257	1,772	287
- Contribution to Employees Provident Fund	14,987	14,849	65	49
- Retirement benefits	1,597	2,436	(5)	5
- Share-based payments	4,315	293	2,984	-

NOTES TO THE FINANCIAL STATEMENTS

... continued

23. PROFIT BEFORE TAXATION *cont'd*

	Group		Company	
	2015 RM'000	2014 RM'000	2015 RM'000	2014 RM'000
Continuing operations <i>cont'd</i>				
Profit before taxation is arrived at after charging/(crediting):- <i>cont'd</i>				
Finance costs				
- Bank overdrafts	1	6	-	-
- Term loans	1,777	6,092	1,777	5,514
- Others	8,401	53,551	3,860	50,497
Fair value gain on investment property	-	(1,769)	-	-
Fair value loss/(gain) on derivative instruments	425	756	(49)	(1,016)
Gain on disposal of property, plant and equipment	(1,104)	(7,399)	-	(4)
Gain on liquidation of a subsidiary company	-	-	(9)	(318)
Loss on liquidation of an associated company	-	-	26	-
Gain on capital distribution N2	-	-	-	(46,689)
Loss/(gain) on foreign exchange				
- Realised	1,632	(5,408)	(5)	-
- Unrealised	(734)	154	-	-
Interest income	(2,712)	(2,601)	(317)	(259)
Inventories written down	2,583	3,761	-	-
Gain on fair value of financial assets at fair value through profit or loss	(8,448)	(16,668)	(8,448)	(6,120)
Gain on disposal of other investments	(12,627)	-	-	-
Gain on disposal of quoted investments	(14)	-	-	-
Property, plant and equipment written off	826	36	-	-
Reversal of impairment loss in investment in a subsidiary company	-	-	-	(7,810)
Impairment loss/(Reversal of impairment loss) on trade receivables	123	(8)	-	-
Rental income	(170)	(170)	-	-
Rental of plant and equipment	3,736	5,390	-	-
Rental of premises				
- Related companies	199	199	199	199
- Others	6,446	6,075	15	-
Research and development expenditure	3,148	2,950	-	-

NOTES TO THE FINANCIAL STATEMENTS

... continued

23. PROFIT BEFORE TAXATION *cont'd*

	2015 RM'000	Group 2014 RM'000
Discontinued operation		
<i>Profit before taxation is arrived at after charging/(crediting):-</i>		
Auditors' remuneration		
Statutory audits		
- Holding company's auditors and its affiliates	34	99
Depreciation of property, plant and equipment	935	2,964
Dividend income		
- Short term investments	(4)	(87)
Employee benefits expense		
- Staff costs		
- Staff salaries and other expenses	4,816	13,441
- Contribution to Employees Provident Fund	490	1,187
- Retirement benefits	25	(15)
Finance costs		
- Others	404	819
Gain on disposal of property, plant and equipment	-	(19)
Gain on foreign exchange		
- Realised	(30)	(653)
Interest income	(29)	(226)
Inventories written down	1,082	2,336
Impairment loss/(reversal of impairment loss) on trade receivables	231	(347)
Rental income	(91)	(228)
Rental of plant and equipment	1,298	3,774
Rental of premises		
- Others	273	373
Research and development expenditure	-	1,456

N1 These include fees for Directors which have been assigned in favour of the companies where the Directors are employed.

N2 The gain on capital distribution is arising from the Hume Concrete Sdn Bhd internal restructuring exercise.

The estimated monetary value of benefits-in-kind of the directors of the Group and the Company are as follows:

	2015 RM'000	Group 2014 RM'000	2015 RM'000	Company 2014 RM'000
Continuing operations				
Executive Directors	32	13	32	13

NOTES TO THE FINANCIAL STATEMENTS

... continued

24. TAXATION

	Group		Company	
	2015 RM'000	2014 RM'000	2015 RM'000	2014 RM'000
Continuing operations				
Current taxation				
Malaysian				
- Current year	55,955	32,038	13	3,500
- Prior years	25,317	1,368	24,108	(18)
Overseas				
- Current year	46	185	-	-
- Prior years	-	-	-	-
	81,318	33,591	24,121	3,482
Deferred taxation				
Malaysian				
- Current year	1,372	1,302	-	-
- Prior years	(131)	(818)	-	-
	1,241	484	-	-
Utilisation of tax credit receivables arising from unutilised reinvestment allowances				
Malaysian				
- Prior year	432	-	-	-
Income tax attributable to continuing operations	82,991	34,075	24,121	3,482
Discontinued operation				
Current taxation				
Malaysian				
- Current year	756	870	-	-
- Prior years	-	17	-	-
	756	887	-	-
Deferred taxation				
Malaysian				
- Current year	(418)	539	-	-
- Prior years	-	(251)	-	-
	(418)	288	-	-
Income tax attributable to discontinued operation (Note 15)	338	1,175	-	-
	83,329	35,250	24,121	3,482

NOTES TO THE FINANCIAL STATEMENTS

... continued

24. TAXATION *cont'd*

The reconciliation of income tax applicable to profit before taxation at the statutory income tax rate to income tax at the effective tax rate of the Group and of the Company are as follows:

	Group		Company	
	2015 RM'000	2014 RM'000	2015 RM'000	2014 RM'000
Profit before taxation				
- From continuing operations	300,500	237,677	372,471	201,465
- From discontinued operation	1,351	5,543	–	–
	301,851	243,220	372,471	201,465
Taxation at Malaysian statutory tax rates of 25%	75,463	60,805	93,118	50,366
Difference of tax rates in foreign jurisdictions	(30)	(107)	–	–
Non allowable expenses	3,021	3,983	1,516	2,704
Non taxable income	(9,108)	(18,192)	(94,621)	(49,570)
Difference attributable to associated companies	(10,332)	(9,385)	–	–
Utilisation of temporary differences not recognised	(693)	(2,027)	–	–
Tax incentive	(610)	(143)	–	–
	57,711	34,934	13	3,500
Under/(Over) provision in prior years	25,618	316	24,108	(18)
	83,329	35,250	24,121	3,482

25. EARNINGS PER ORDINARY SHARE

Basic earnings per ordinary share

The basic earnings per ordinary share is calculated by dividing the Group's profit attributable to owners of the Company of RM173,232,000 (2014: RM167,502,000) by the weighted average number of ordinary shares outstanding during the financial year of 308,363,000 (2014: 308,356,000) as follows:

	2015 RM'000	2014 RM'000
Profit attributable to owners of the Company:		
- Continuing operations	172,219	163,134
- Discontinued operation	1,013	4,368
	173,232	167,502

NOTES TO THE FINANCIAL STATEMENTS

... continued

25. EARNINGS PER ORDINARY SHARE *cont'd***Basic earnings per ordinary share *cont'd***

	2015 '000	2014 '000
Weighted average number of ordinary shares (basic):		
Issued ordinary shares at 1 July	327,905	327,905
Less:		
Treasury shares held at 1 July	(8,432)	(8,432)
Trust shares held at 1 July	(11,117)	(11,117)
	308,356	308,356
Effect of vested Trust Shares	7	–
Weighted average number of ordinary shares	308,363	308,356
	2015	2014
Basic earnings per ordinary share (sen):		
- From continuing operations	55.85	52.90
- From discontinued operation	0.33	1.42
	56.18	54.32

Diluted earnings per ordinary share

The Group has no dilution in its earnings per ordinary share in the current and previous financial year as there are no dilutive potential ordinary shares.

26. DIVIDENDS

	Group		Company	
	2015 RM'000	2014 RM'000	2015 RM'000	2014 RM'000
First interim				
12 sen per share tax exempt (2014: 10 sen per share tax exempt)	37,003	30,835	37,262	31,031
Second interim				
17 sen per share tax exempt (2014: 15 sen per share tax exempt)	52,421	46,253	53,437	46,548
	89,424	77,088	90,699	77,579

Dividends received by the ESS Trusts amounting to RM3,223,000 (2014: RM2,780,000) and RM1,948,000 (2014: RM2,289,000) for the Group and the Company respectively are eliminated against the dividend expense of the Company upon consolidation of the ESS Trusts as disclosed in Note 2.2(m)(iii).

NOTES TO THE FINANCIAL STATEMENTS

... continued

27. OPERATING SEGMENTS

The Board of Directors reviews financial reports at least on a quarterly basis. Operating segments are components in which separate financial information that is available and is evaluated by the Board of Directors on resource allocation and in assessing performance.

The following summary describes the operations in each of the Group's reportable segments:

- (a) Consumer products – Manufacture and sale of consumer products comprising motorcycles and ceramic tiles.
- (b) Industrial products – Manufacture and sale of industrial products comprising fibre cement and concrete roofing products.
- (c) Industrial products (Discontinued operations) – Manufacture and sale of industrial products comprising concrete products.

Segment profit

Performance is measured based on segment profit before interest income, finance costs, share of profit of associated companies and taxation as included in the internal management reports that are reviewed by the Board of Directors.

Segment assets

Segment assets information is not presented to the Board of Directors and hence, no disclosure is made on the segment asset.

Segment liabilities

Segment liabilities information is not presented to the Board of Directors and hence, no disclosure is made on the segment liabilities.

	Consumer Products		Industrial Products		Industrial Products (Discontinued operation)		Total	
	2015	2014	2015	2014	2015	2014	2015	2014
	RM'000	RM'000	RM'000	RM'000	RM'000	RM'000	RM'000	RM'000
Segment profit	220,492	190,273	19,300	21,575	1,726	6,136	241,518	217,984

Included in the measure of segment profit are:

Revenue from external customers	1,534,545	1,483,589	596,377	537,925	66,627	216,038	2,197,549	2,237,552
Depreciation and amortisation	43,252	39,501	12,455	10,075	935	2,964	56,642	52,540
Property, plant and equipment written off	269	13	557	23	–	–	826	36

NOTES TO THE FINANCIAL STATEMENTS

... continued

27. OPERATING SEGMENTS *cont'd*

Reconciliation of reportable segment profit

	2015 RM'000	Group 2014 RM'000
Profit		
Total profit for reportable segment	241,518	217,984
Other non-reportable segments	26,848	45,336
Profit on discontinued operation	(1,726)	(6,136)
Interest income	2,712	2,601
Finance costs	(10,179)	(59,649)
Share of profit in associated companies	41,327	37,541
Consolidated profit before taxation		
- Continuing operations	300,500	237,677

	2015 External revenue RM'000	2015 Depreciation & amortisation RM'000	2014 External revenue RM'000	2014 Depreciation & amortisation RM'000
Total reportable segments	2,197,549	56,642	2,237,552	52,540
Non-reportable segments	7,976	192	36,966	133
Discontinued operation	(66,627)	(935)	(216,038)	(2,964)
Consolidated total	2,138,898	55,899	2,058,480	49,709

Geographical information

Revenue of the Group by geographical locations of the customers is as follow:

Group

	2015 RM'000	Revenue 2014 RM'000
Malaysia	1,965,852	2,040,939
Asia	141,227	150,361
Europe	14,493	15,806
Australasia	70,035	54,293
Others	13,918	13,119
Discontinued operation	(66,627)	(216,038)
	2,138,898	2,058,480

NOTES TO THE FINANCIAL STATEMENTS

... continued

27. OPERATING SEGMENTS *cont'd*

Geographical information *cont'd*

Non-current assets (except for investments in associate companies, financial instruments, deferred tax assets and tax credit receivable) of the Group by geographical locations of the assets are as follows:

	Non-current assets	
	2015	2014
	RM'000	RM'000
Malaysia	401,161	402,499
Singapore	131	160
	401,292	402,659

Major customer

During the financial year, there were no revenue from one single customer that contributed to more than 10% of the Group's revenue.

28. CAPITAL COMMITMENTS

	Group		Company	
	2015	2014	2015	2014
	RM'000	RM'000	RM'000	RM'000
Capital commitments:				
Property, plant and equipment				
Authorised and contracted for	12,544	33,203	–	–
Property, plant and equipment				
Authorised but not contracted for	8,925	14,956	–	–

29. RELATED PARTIES

The Group has related party transactions with corporations which are related to the Directors and/or major shareholders of the Company and/or related corporations and/or persons connected with them as follows:

- (i) Hong Leong Company (Malaysia) Berhad ("HLCM") is a major shareholder of the Company through Hong Leong Manufacturing Group Sdn Bhd ("HLMG"). YBhg Tan Sri Quek Leng Chan is a major shareholder of the Company, and a Director and a major shareholder of HLCM. YBhg Datuk Kwek Leng San is a Director of the Company, HLMG and HLCM, and a shareholder of the Company and HLCM. Mr Kwek Leng Beng is a director of HLCM and a major shareholder of the Company and HLCM. Mr Quek Leng Chye and Mr Kwek Leng Kee are major shareholders of the Company and HLCM. YBhg Tan Sri Quek Leng Chan, YBhg Datuk Kwek Leng San and Mr Quek Leng Chye are brothers. HLCM is a person connected with YBhg Tan Sri Quek Leng Chan, YBhg Datuk Kwek Leng San, Mr Quek Leng Chye, Mr Kwek Leng Kee and Mr Kwek Leng Beng;
- (ii) Tasek Corporation Berhad ("Tasek") is a person connected with YBhg Tan Sri Quek Leng Chan, YBhg Datuk Kwek Leng San, Mr Quek Leng Chye, Mr Kwek Leng Kee and Mr Kwek Leng Beng;

NOTES TO THE FINANCIAL STATEMENTS

... continued

29. RELATED PARTIES *cont'd*

- (iii) Hong Bee Hardware Company, Sdn Berhad ("Hong Bee Hardware") and Hong Bee Motors Sdn Bhd ("Hong Bee Motors") are persons connected with Mr Chuah Chuan Thye, a Director of the Company, YBhg Tan Sri Quek Leng Chan, YBhg Datuk Kwek Leng San, Mr Quek Leng Chye, Mr Kwek Leng Kee and Mr Kwek Leng Beng;
- (iv) Syarikat Motor Singa Sdn Bhd ("Syarikat Motor Singa") and Sing Heng Motor Trading Sdn Bhd ("Sing Heng Motor") are persons connected with Mr Ng Choong Hai, a past Director of a subsidiary of the Company; and
- (v) Yamaha Motor Co Ltd ("YMC") is a major shareholder of a subsidiary of the Company. Yamaha Motor Asia Pte Ltd ("Yamaha Asia") and Yamaha Motor Distribution Singapore Pte Ltd ("YDS"), Thai Yamaha Co Ltd ("TYM"), P.T. Yamaha Indonesia Motor Manufacturing ("YIM"), Yamaha Motor Trading Co Ltd ("YMTT") and Sunward International ("SII") are persons connected with YMC (YMC, Yamaha Asia, YDS, TYM, YIM, YMTT and SII are collectively referred to as "YMC Group").

Significant related party transactions

Significant transactions with related parties, other than as disclosed in the financial statements, are as follows:

		Group	
Transaction	Related Party	2015 RM'000	2014 RM'000
(a) Sale of goods and services	Subsidiary and associated companies of HLCM	12,025	255
	Hong Bee Hardware and Hong Bee Motors	51,183	52,655
	Syarikat Motor Singa and Sing Heng Motor	13,656	12,706
	YMC Group	498	473
(b) Purchase of goods and services	Subsidiary and associated companies of HLCM	189,609	174,696
	Hong Bee Hardware and Hong Bee Motors	4,141	15,490
	YMC Group	294,931	247,909
	Tasek and a subsidiary of Tasek Associated companies of HLI	18,098 186,338	16,542 219,606
(c) Rental of properties	Subsidiary and associated companies of HLCM	199	199
	YMC Group	148	148
(d) Receipt of services	Subsidiary and associated companies of HLCM	1,131	1,534
(e) Receipt of Group management and/or support services	Subsidiary and associated companies of HLCM	15,754	16,392
(f) Payment for usage of the Hong Leong logo and trade mark	A subsidiary company of HLCM	29	33
(g) Payment of royalties and technical fees for usage of the Yamaha trade mark and technical support	YMC	12,426	12,315
(h) Receipt of research and development services	YMC	3,372	4,344
(i) Provision of advertising and provisional services	YMC	297	55

NOTES TO THE FINANCIAL STATEMENTS

... continued

29. RELATED PARTIES *cont'd***Significant related party transactions *cont'd***

Significant balances with related parties at the reporting date are disclosed in Note 13 and Note 22.

The above transactions have been carried out on commercial terms consistent with the usual business practices and policies of the Group and of the Company.

Key management personnel are defined as those persons having authority and responsibility for planning, directing and controlling the activities of the Group either directly or indirectly. The key management personnel includes all the Directors of the Group. There are no transactions with any key management personnel during the year other than Directors' remuneration as disclosed in Note 23.

30. FINANCIAL INSTRUMENTS**30.1 Categories of financial instruments**

The table below provides an analysis of financial instruments categorised as follows:

- (a) Loans and receivables ("L&R");
- (b) Fair value through profit or loss ("FVTPL");
- Held for trading ("HFT");
- (c) Available-for-sale financial assets ("AFS"); and
- (d) Other financial liabilities measured at amortised cost ("OL").

	Carrying amount RM'000	L&R/ OL RM'000	FVTPL- HFT RM'000	AFS RM'000
2015				
Financial assets				
Group				
Other investments	71,064	–	20,220	50,844
Trade and other receivables, including derivatives (excluding prepayments)	376,088	375,900	188	–
Cash and cash equivalents	307,043	307,043	–	–
	754,195	682,943	20,408	50,844
Financial assets				
Company				
Other investments	62,468	–	20,220	42,248
Trade and other receivables, including derivatives (excluding prepayments)	219	219	–	–
Cash and cash equivalents	57,886	57,886	–	–
	120,573	58,105	20,220	42,248

NOTES TO THE FINANCIAL STATEMENTS

... continued

30. FINANCIAL INSTRUMENTS *cont'd***30.1 Categories of financial instruments** *cont'd*

	Carrying amount RM'000	L&R/ OL RM'000	FVTPL- HFT RM'000	AFS RM'000
2015				
Financial liabilities				
Group				
Loans and borrowings	137,609	137,609	–	–
Trade and other payables, including derivatives	285,939	284,803	1,136	–
	423,548	422,412	1,136	–
Company				
Trade and other payables, including derivatives	2,551	2,343	208	–
	2,551	2,343	208	–
2014				
Financial assets				
Group				
Other investments	547,963	–	547,935	28
Trade and other receivables, including derivatives (excluding prepayments)	371,075	371,073	2	–
Cash and cash equivalents	196,410	196,410	–	–
	1,115,448	567,483	547,937	28
Company				
Other investments	12,397	–	12,387	10
Trade and other receivables, including derivatives (excluding prepayments)	146	146	–	–
Cash and cash equivalents	6,952	6,952	–	–
	19,495	7,098	12,387	10

NOTES TO THE FINANCIAL STATEMENTS

... continued

30. FINANCIAL INSTRUMENTS *cont'd*30.1 Categories of financial instruments *cont'd*

	Carrying amount RM'000	L&R/ OL RM'000	FVTPL- HFT RM'000	AFS RM'000
2014				
Financial liabilities				
Group				
Loans and borrowings	622,742	622,742	–	–
Trade and other payables, including derivatives	287,020	286,495	525	–
	909,762	909,237	525	–
Company				
Loans and borrowings	499,000	499,000	–	–
Trade and other payables, including derivatives	243,791	243,534	257	–
	742,791	742,534	257	–

30.2 Net gains and losses arising from financial instruments

	Group		Company	
	2015 RM'000	2014 RM'000	2015 RM'000	2014 RM'000
Net gains/(losses) on:				
Loans and receivables	10,173	16,415	1,065	1,526
Fair value through profit or loss	8,023	48,612	8,503	7,136
Available-for-sale financial assets				
- Recognised in other comprehensive income	41,722	4	34,677	–
Other liabilities	(10,178)	(60,468)	(5,638)	(56,011)
	49,740	4,563	38,607	(47,349)

NOTES TO THE FINANCIAL STATEMENTS

... continued

30. FINANCIAL INSTRUMENTS *cont'd***30.3 Financial risk management**

The Group and the Company have exposure to the following risks from its use of financial instruments:

- Credit risk
- Liquidity risk
- Market risk

(a) Credit risk

Credit risk is the risk of a financial loss to the Group and the Company if a customer or counterparty to a financial instrument fails to meet its contractual obligations. The Group exposure to credit risk arises principally from its receivables from customers. The Company's exposure to credit risk arises principally from loans and advances to subsidiaries.

Receivables***Risk management objectives, policies and processes for managing the risk***

Management has a credit policy in place and the exposure to credit risk is monitored on an ongoing basis. Credit evaluations are performed on all customers requiring credit over a certain amount.

At the reporting date, there were no significant concentrations of credit risk. The maximum exposure to credit risk for the Group and the Company is represented by the carrying amount of each financial asset.

Exposure to credit risk and credit quality

As at the end of the reporting period, the maximum exposure to credit risk arising from receivables is represented by the carrying amounts in the statement of financial position.

Management has taken reasonable steps to ensure that receivables that are neither past due nor impaired are stated at their realisable values. A significant portion of these receivables are regular customers that have been transacting with the Group. The Group uses ageing analysis to monitor the credit quality of the receivables. Any receivables having significant balances past due which are deemed to have higher credit risk, are monitored individually.

The exposure of credit risk for trade receivables as at the end of the reporting period by geographic region was:

	Group	
	2015 RM'000	2014 RM'000
Domestic	326,451	314,953
Asia	7,324	12,230
Europe	1,645	3,678
Others	26,736	22,028
	362,156	352,889

NOTES TO THE FINANCIAL STATEMENTS

... continued

30. FINANCIAL INSTRUMENTS *cont'd*30.3 Financial risk management *cont'd*(a) Credit risk *cont'd*

Impairment losses

The ageing of trade receivables as at the end of the reporting period was:

Group

	Gross RM'000	Individual impairment RM'000	Collective impairment RM'000	Net RM'000
2015				
Not past due	297,577	(1,331)	–	296,246
Past due 1 - 30 days	47,819	(459)	–	47,360
Past due 31 - 120 days	23,991	(4,966)	(1,368)	17,657
Past due more than 120 days	5,692	(3,143)	(1,656)	893
	375,079	(9,899)	(3,024)	362,156
2014				
Not past due	292,398	(1,021)	–	291,377
Past due 1 - 30 days	45,491	(334)	(132)	45,025
Past due 31 - 120 days	22,449	(4,985)	(1,051)	16,413
Past due more than 120 days	5,365	(3,715)	(1,576)	74
	365,703	(10,055)	(2,759)	352,889

The movements in the allowance for impairment losses of trade receivables during the financial year were:

	Group	
	2015 RM'000	2014 RM'000
At 1 July	12,814	16,033
Impairment loss recognised	562	–
Written off	(14)	(1,257)
Reclassified to assets pending distribution	–	(1,607)
Reversal	(439)	(355)
At 30 June	12,923	12,814

The allowance account in respect of trade receivables is used to record impairment losses. Unless the Group is satisfied that recovery of the amount is possible, the amount considered irrecoverable is written off against the receivable directly.

NOTES TO THE FINANCIAL STATEMENTS

... continued

30. FINANCIAL INSTRUMENTS *cont'd***30.3 Financial risk management** *cont'd***(a) Credit risk** *cont'd***Investments and other financial assets*****Risk management objectives, policies and processes for managing the risk***

Investments are allowed only in liquid securities and only with counterparties that have a credit rating equal to or better than the Group and the Company. Transactions involving derivative financial instruments are with approved financial institutions.

Exposure to credit risk, credit quality and collateral

As at the end of the reporting period, the Group and the Company has invested in both foreign and domestic securities. The maximum exposure to credit risk is represented by the carrying amounts in the statements of financial position.

In view of the sound credit rating of counterparties, management does not expect any counterparty to fail to meet its obligations. The Group and the Company does not have overdue investments that have not been impaired.

The investments and other financial assets are unsecured.

Impairment losses

As at the end of the reporting period, there were no significant financial difficulties being experienced by the issuer.

Intercompany balances***Risk management objectives, policies and processes for managing the risk***

The Company provides unsecured loans and advances to subsidiaries. The Company monitors the results of the subsidiaries regularly.

Exposure to credit risk, credit quality and collateral

As at the end of the reporting period, the maximum exposure to credit risk is represented by their carrying amounts in the statement of financial position.

Impairment losses

As at the end of the reporting period, there was no indication that the loans and advances to the subsidiaries were not recoverable.

Cash and cash equivalents***Risk management objectives, policies and processes for managing the risk***

The Group's and Company's short term deposits are placed as fixed rates investments and upon which management endeavours to obtain the best rate available in the market.

Cash and cash equivalents are placed with reputable financial institutions.

NOTES TO THE FINANCIAL STATEMENTS

... continued

30. FINANCIAL INSTRUMENTS *cont'd*30.3 Financial risk management *cont'd*(a) Credit risk *cont'd***Exposure to credit risk and credit quality**

As at the end of the reporting period, the maximum exposure to credit risk is represented by their carrying amounts in the statement of financial position.

Impairment losses

As at the end of the reporting period, there was no indication that cash and cash equivalents were not recoverable.

(b) Liquidity risk

Liquidity risk is the risk that the Group and the Company will not be able to meet its financial obligations as they fall due. The Group's and the Company's exposure to liquidity risk arises principally from its various payables.

The Group and the Company actively manage its operating cash flows and the availability of funding so as to ensure that all repayment and funding needs are met. As parts of its overall prudent liquidity management, the Group and the Company maintains sufficient levels of cash to meet its working capital requirements.

Maturity analysis

The table below summarises the maturity profile of the Group and the Company's financial liabilities as at the end of the reporting period based on undiscounted contractual payments:

	Carrying amount RM'000	Contractual Interest rate/ coupon %	Contractual cash flows RM'000	Under 1 year RM'000	1-5 years RM'000
2015					
Group					
Non-derivative financial liabilities					
Trade and other payables	284,803		284,803	284,803	—
Loans and borrowings	137,609	3.5%-4.6%	137,861	137,861	—
	422,412		422,664	422,664	—
Derivative financial liabilities					
Forward exchange contracts					
(gross settled):					
Outflow	928		16,854	16,854	—
Inflow	—		(15,926)	(15,926)	—
Interest rate swap	208		208	208	—
	423,548		423,800	423,800	—

NOTES TO THE FINANCIAL STATEMENTS

... continued

30. FINANCIAL INSTRUMENTS *cont'd*30.3 Financial risk management *cont'd*(b) Liquidity risk *cont'd**Maturity analysis cont'd*

	Carrying amount RM'000	Contractual Interest rate/ coupon %	Contractual cash flows RM'000	Under 1 year RM'000	1-5 years RM'000
2015					
Company					
Non-derivative financial liabilities					
Trade and other payables	2,343		2,343	2,343	–
Derivative financial liabilities					
Interest rate swap	208		208	208	–
	2,551		2,551	2,551	–
2014					
Group					
Non-derivative financial liabilities					
Trade and other payables	286,495		286,495	286,495	–
Loans and borrowings	622,742	3.5%-8.9%	630,141	574,308	55,833
	909,237		916,636	860,803	55,833
Derivative financial liabilities					
Forward exchange contracts (gross settled):					
Outflow	268		271	271	–
Inflow	–		(3)	(3)	–
Interest rate swap	257		257	–	257
	909,762		917,161	861,071	56,090

NOTES TO THE FINANCIAL STATEMENTS

... continued

30. FINANCIAL INSTRUMENTS *cont'd*30.3 Financial risk management *cont'd*(b) Liquidity risk *cont'd**Maturity analysis cont'd*

	Carrying amount RM'000	Contractual Interest rate/ coupon %	Contractual cash flows RM'000	Under 1 year RM'000	1-5 years RM'000
2014					
Company					
<i>Non-derivative financial liabilities</i>					
Trade and other payables	243,534		243,534	243,534	–
Loans and borrowings	499,000	3.5%-8.9%	507,012	451,179	55,833
	742,534		750,546	694,713	55,833
<i>Derivative financial liabilities</i>					
Interest rate swap	257		257	–	257
	742,791		750,803	694,713	56,090

(c) Market risk

Market risk is the risk that changes in market prices, such as foreign exchange rates, interest rates and other prices that will affect the Group and the Company's financial position or cash flows.

(i) Currency risk

The Group and the Company are exposed to foreign currency risk on sales, purchases and borrowings that are denominated in a currency other than the respective functional currencies of Group entities. The currencies giving rise to this risk are primarily U.S. Dollar ("USD").

Risk management objectives, policies and processes for managing the risk

Material foreign currency transaction exposures are hedged, mainly with derivative financial instruments such as forward foreign exchange contracts, on a case by case basis.

NOTES TO THE FINANCIAL STATEMENTS

... continued

30. FINANCIAL INSTRUMENTS *cont'd***30.3 Financial risk management** *cont'd***(c) Market risk** *cont'd***(i) Currency risk** *cont'd***Exposure to foreign currency risk**

The Group and the Company's exposure to foreign currency (a currency other than the functional currency of the Group entities) risk, based on carrying amounts as at the end of the reporting period was:

	Denominated in USD	
	2015	2014
	RM'000	RM'000
<hr/>		
Group		
Balances recognised in the statement of financial position		
Trade and other receivables	24,410	19,130
Cash and cash equivalents	25,588	23,649
Trade and other payables	(28,250)	(28,969)
	<hr/>	
	21,748	13,810
	<hr/>	

Currency risk sensitivity analysis

A 5% (2014: 5%) strengthening of the Ringgit Malaysia against the foreign currency at the end of the reporting period would have decreased profit before taxation of the Group by RM1,087,000 (2014: RM691,000). This analysis assumes that all other variables, in particular interest rates, remained constant and ignores any impact of forecasted sales and purchases.

A 5% (2014: 5%) weakening of Ringgit Malaysia against the above currency at the end of the reporting period would have equal but opposite effect on profits before taxation of the Group and the Company.

NOTES TO THE FINANCIAL STATEMENTS

... continued

30. FINANCIAL INSTRUMENTS *cont'd*

30.3 Financial risk management *cont'd*

(c) Market risk *cont'd*

(ii) Interest rate risk

The Group and the Company manages its interest rate exposure by maintaining available lines of fixed and floating rate borrowings.

Exposure to interest rate risk

The interest rate profile of the Group's and the Company's significant interest-bearing financial instruments, based on carrying amounts as at the end of the reporting period was:

	Group		Company	
	2015 RM'000	2014 RM'000	2015 RM'000	2014 RM'000
Fixed rate instruments				
Financial assets	224,020	130,327	57,450	309
Financial liabilities	(101,919)	(349,107)	–	(270,000)
	122,101	(218,780)	57,450	(269,691)
Floating rate instruments				
Financial liabilities	(35,690)	(273,635)	–	(229,000)

Interest rate risk sensitivity analysis

Fair value sensitivity analysis for fixed rate instruments

The Group does not account for any fixed rate financial assets and liabilities at fair value through profit or loss, and the Group does not designate derivatives as hedging instruments under a fair value hedge accounting model. Therefore, a change in interest rates at the end of the reporting period would not affect profit or loss.

Cash flow sensitivity analysis for variable rate instruments

An increase/(decrease) of 50 basis points ("bp") in interest rates at the end of the reporting period would have (decreased)/increased the profit before tax of the Group and the Company by RM188,000 (2014: RM1,368,000) and RM Nil (2014: RM1,145,000) respectively without impact on equity. This analysis assumes that all other variables remain constant.

NOTES TO THE FINANCIAL STATEMENTS

... continued

30. FINANCIAL INSTRUMENTS *cont'd*

30.3 Financial risk management *cont'd*

(c) Market risk *cont'd*

(iii) Other price risk

Equity price risk arises from the Group's and the Company's investment in equity securities.

Risk management objectives, policies and processes for managing securities

Management of the Group monitors the equity investments on an individual basis and all buy and sell decisions are approved by the Risk Management Committee of the Group.

Equity price risk sensitivity analysis

This analysis assumes that all other variables remain constant and the Group's equity investments moved in correlation with Bursa Malaysia Securities Berhad ("BMSB").

A 10% (2014: 10%) strengthening in BMSB at the end of the reporting period would have increased profit before taxation by RM7,105,400 (2014: RM1,240,500). A 10% (2014: 10%) weakening in BMSB would have had equal but opposite effect on profit before taxation.

NOTES TO THE FINANCIAL STATEMENTS

... continued

30. FINANCIAL INSTRUMENTS *cont'd*

30.4 Fair value information

The carrying amounts of cash and cash equivalents, short term receivables and payables and short term borrowings reasonably approximate fair values due to the relatively short term nature of these financial instruments. Accordingly, the fair values and fair value hierarchy levels have not been presented for these instruments.

It was not practicable to estimate the fair value of the Group's investment in unquoted shares due to the lack of comparable quoted market prices in an active market and the fair value cannot be reliably measured.

The table below analyses financial instruments carried at fair value and those not carried at fair value for which fair value is disclosed, together with their fair values and carrying amounts shown in the statement of financial position.

2015 Group	Fair value of financial instruments carried at fair value			Fair value of financial instruments not carried at fair value			Total fair value		Carrying amount RM'000
	Level 1 RM'000	Level 2 RM'000	Level 3 RM'000	Total RM'000	Level 1 RM'000	Level 2 RM'000	Level 3 RM'000	Total RM'000	
Financial assets									
Investment in quoted shares	71,054	-	-	71,054	-	-	-	71,054	71,054
Investment in unquoted shares	-	-	-	-	-	-	10	10	10
Forward foreign exchange contracts	-	188	-	188	-	-	-	188	188
Financial liabilities									
Forward foreign exchange contracts	-	928	-	928	-	-	-	928	928
Interest rate swap	-	208	-	208	-	-	-	208	208

... continued

30. FINANCIAL INSTRUMENTS *cont'd*

30.4 Fair value information *cont'd*

2014 Group	Fair value of financial instruments carried at fair value				Fair value of financial instruments not carried at fair value				Total fair value RM'000	Carrying amount RM'000	
	Level 1 RM'000	Level 2 RM'000	Level 3 RM'000	Total RM'000	Level 1 RM'000	Level 2 RM'000	Level 3 RM'000	Total RM'000			
Financial assets											
Investment in quoted shares	12,405	-	-	12,405	-	-	-	-	12,405	12,405	
Investment in unquoted shares	-	-	-	-	-	-	10	10	10	10	
Investment in unit trust	-	535,548	-	535,548	-	-	-	-	535,548	535,548	
Forward foreign exchange contracts	-	2	-	2	-	-	-	-	2	2	
Financial liabilities											
Forward foreign exchange contracts	-	268	-	268	-	-	-	-	268	268	
Interest rate swap	-	257	-	257	-	-	-	-	257	257	
Loans and borrowings (non-current)	-	-	-	-	-	-	50,000	50,000	50,000	50,000	

NOTES TO THE FINANCIAL STATEMENTS

... continued

30. FINANCIAL INSTRUMENTS *cont'd*30.4 Fair value information *cont'd*

2015 Company	Fair value of financial instruments carried at fair value			Fair value of financial instruments not carried at fair value			Total fair value	Carrying amount
	Level 1 RM'000	Level 2 RM'000	Level 3 RM'000	Level 1 RM'000	Level 2 RM'000	Level 3 RM'000	Total RM'000	RM'000
Financial assets								
Investment in quoted shares	62,458	-	-	-	-	-	62,458	62,458
Investment in unquoted shares	-	-	-	-	-	10	10	10
Financial liabilities								
Interest rate swap	-	208	-	-	-	-	208	208
2014								
Financial assets								
Investment in quoted shares	12,387	-	-	-	-	-	12,387	12,387
Investment in unquoted shares	-	-	-	-	-	10	10	10
Financial liabilities								
Interest rate swap	-	257	-	-	-	-	257	257
Loans and borrowings (non-current)	-	-	-	-	-	50,000	50,000	50,000

NOTES TO THE FINANCIAL STATEMENTS

... continued

30. FINANCIAL INSTRUMENTS *cont'd*

30.4 Fair value information *cont'd*

Policy on transfer between levels

The fair value of an asset to be transferred between levels is determined as of the date of the event or change in circumstances that caused the transfer.

Level 1 fair value

Level 1 fair value is derived from quoted price (unadjusted) in active markets for identical financial assets or liabilities that the entity can access at the measurement date.

Level 2 fair value

Level 2 fair value is estimated using inputs other than quoted prices included within Level 1 that are observable for the financial assets or liabilities, either directly or indirectly.

Derivatives

The fair value of derivatives are obtained from observable market prices in active markets, including recent market transactions and valuation techniques that include discounted cash flow models and option pricing models, as appropriate.

Transfers between Level 1 and Level 2 fair values

There has been no transfer between Level 1 and 2 fair values during the financial year (2014: no transfer in either directions).

Level 3 fair value

Level 3 fair value is estimated using unobservable inputs for the financial assets and liabilities.

In respect of financial instruments not carried at fair value, the fair value is derived based on the discounted cash flow valuation method.

NOTES TO THE FINANCIAL STATEMENTS

... continued

31. CAPITAL MANAGEMENT

The Group's objectives when managing capital is to maintain a strong capital base and safeguard the Group's ability to continue as a going concern, so as to maintain investor, creditor and market confidence and to sustain future development of the business. The Directors monitor and are determined to maintain an optimal debt-to-equity ratio.

The debt-to-equity ratios at 30 June 2015 and 30 June 2014 were as follows:-

	Group	
	2015 RM'000	2014 RM'000
Total loans and borrowings	137,609	622,742
Less: Cash and cash equivalents	(307,043)	(196,410)
Net (cash)/debt	(169,434)	426,332
Total equity	1,294,477	1,376,518
Debt-to-equity ratios	Nil	0.31

Under the requirement of Bursa Malaysia Practice Note No. 17/2005, the Company is required to maintain a consolidated shareholders' equity equal to or not less than the 25 percent of the issued and paid-up capital (excluding treasury shares) and such shareholders' equity is not less than RM40 million. The Company has complied with this requirement.

32. SIGNIFICANT EVENTS

On 10 September 2013, the Company entered into Shares Sale Agreements with Hume Industries Berhad (formerly known as Narra Industries Berhad) ("HIB") for the disposal of the entire issued and paid-up share capital in Hume Concrete Sdn Bhd (formerly known as Hume Industries (Malaysia) Sdn Bhd) ("HCCT"), and the entire 175,000,000 6-year 2% non-cumulative irredeemable convertible preference shares of RM1.00 each in Hume Cement Sdn Bhd ("HCMT") to HIB for RM48,000,000 and RM300,000,000 respectively. The disposal considerations were satisfied by the issuance of new ordinary shares of RM1.00 each in HIB ("HIB Shares") at an issue price of RM1.00 each ("Disposals").

Prior to the completion of the Disposals, HIB had, on 15 August 2014 completed its capital restructuring involving a share capital reduction via the cancellation of RM0.50 of the par value of every existing ordinary share of RM1.00 in HIB and a share consolidation of 2 resultant ordinary shares of RM0.50 each into 1 ordinary share of RM1.00 each in HIB ("New HIB Shares").

The capital reduction of HLI had become effective on 16 October 2014 and accordingly, the share premium reserve of the Company had been reduced from RM387.0 million to RM152.9 million.

The Disposals were completed on 20 October 2014 following the issue and allotment of the consideration shares by HIB in accordance with the terms and conditions of the Shares Sale Agreements. Accordingly, HCCT Group has ceased to be subsidiaries of HLI.

Upon completion of the Disposals, HLI implemented a capital distribution exercise involving the distribution of the new HIB Shares to its shareholders on the basis of 1,080 new HIB Shares for every 1,000 ordinary shares of RM0.50 each held in the Company ("Capital Distribution"). The new HIB Shares distributed to the entitled shareholders of HLI pursuant to the Capital Distribution were listed and quoted on the Main Market of Bursa Malaysia Securities Berhad on 24 October 2014 and accordingly, the corporate exercises were completed on even date.

NOTES TO THE FINANCIAL STATEMENTS

... continued

33. SUPPLEMENTARY FINANCIAL INFORMATION ON THE BREAKDOWN OF REALISED AND UNREALISED PROFITS OR LOSSES

The breakdown of the retained earnings of the Group and of the Company at 30 June, into realised and unrealised profits/ (losses) are as follows:

	Group		Company	
	2015	2014	2015	2014
	RM'000	RM'000	RM'000	RM'000
Total retained earnings of the Company and its subsidiaries				
- realised	923,370	872,540	326,111	76,656
- unrealised	(2,643)	(10,427)	7,939	(257)
	920,727	862,113	334,050	76,399
Total share of retained earnings of associated company				
- realised	103,181	86,782	—	—
- unrealised	5,089	2,983	—	—
	108,270	89,765	334,050	—
Less: Consolidation adjustments	(156,665)	(161,276)	—	—
Total retained earnings	872,332	790,602	334,050	76,399

The determination of realised and unrealised profits is based on the Guidance of Special Matter No 1, *Determination of Realised and Unrealised Profits or Losses in the Context of Disclosures Pursuant to Bursa Malaysia Securities Berhad Listing Requirements*, issued by the Malaysian Institute of Accountants on 20 December 2010.

The disclosure of realised and unrealised profit or losses above is solely for complying with the disclosure requirements stipulated in the directive of Bursa Malaysia and should not be applied for any other purposes.

STATEMENT BY DIRECTORS

pursuant to Section 169(15) of the Companies Act, 1965

In the opinion of the Directors, the financial statements set out on pages 43 to 121 are drawn up in accordance with Malaysian Financial Reporting Standards, International Financial Reporting Standards, and the Companies Act, 1965 in Malaysia so as to give a true and fair view of the financial position of the Group and of the Company as at 30 June 2015 and of their financial performance and cash flows for the financial year then ended.

In the opinion of the Directors, the information set out in Note 33 on page 122 to the financial statements has been compiled in accordance with the Guidance on Special Matter No. 1, Determination of Realised and Unrealised Profits or Losses in the Context of Disclosures pursuant to Bursa Malaysia Securities Berhad Listing Requirements, issued by the Malaysian Institute of Accountants, and presented based on the format prescribed by Bursa Malaysia Securities Berhad.

On behalf of the Board,

Datuk Kwek Leng San

Dato' Ahmad Johari bin Tun Abdul Razak

21 August 2015

STATUTORY DECLARATION

pursuant to Section 169(16) of the Companies Act, 1965

I, Soon Seong Keat, the person primarily responsible for the financial management of **Hong Leong Industries Berhad**, do solemnly and sincerely declare that the financial statements set out on pages 43 to 122 are, to the best of my knowledge and belief, correct and I make this solemn declaration conscientiously believing the same to be true, and by virtue of the provisions of the Statutory Declarations Act, 1960.

Subscribed and solemnly declared by the above named, Soon Seong Keat, at Kuala Lumpur in the Federal Territory on 21 August 2015.

Soon Seong Keat

Before me

Mohan A.S. Maniam
Commissioner for Oaths
Kuala Lumpur

INDEPENDENT AUDITORS' REPORT

to the members of Hong Leong Industries Berhad

REPORT ON THE FINANCIAL STATEMENTS

We have audited the financial statements of Hong Leong Industries Berhad, which comprise the statements of financial position as at 30 June 2015 of the Group and of the Company, and the statements of profit or loss and other comprehensive income, changes in equity and cash flows of the Group and of the Company for the year then ended, and a summary of significant accounting policies and other explanatory information, as set out on pages 43 to 121.

Directors' Responsibility for the Financial Statements

The Directors of the Company are responsible for the preparation of financial statements so as to give a true and fair view in accordance with Malaysian Financial Reporting Standards, International Financial Reporting Standards and the requirements of the Companies Act, 1965 in Malaysia. The Directors are also responsible for such internal control as the Directors determine is necessary to enable the preparation of financial statements that are free from material misstatement, whether due to fraud or error.

Auditors' Responsibility

Our responsibility is to express an opinion on these financial statements based on our audit. We conducted our audit in accordance with approved standards on auditing in Malaysia. Those standards require that we comply with ethical requirements and plan and perform the audit to obtain reasonable assurance about whether the financial statements are free from material misstatement.

An audit involves performing procedures to obtain audit evidence about the amounts and disclosures in the financial statements. The procedures selected depend on our judgement, including the assessment of risks of material misstatement of the financial statements, whether due to fraud or error. In making those risk assessments, we consider internal control relevant to the entity's preparation of financial statements that give a true and fair view in order to design audit procedures that are appropriate in the circumstances, but not for the purpose of expressing an opinion on the effectiveness of the entity's internal control. An audit also includes evaluating the appropriateness of accounting policies used and the reasonableness of accounting estimates made by the Directors, as well as evaluating the overall presentation of the financial statements.

We believe that the audit evidence we have obtained is sufficient and appropriate to provide a basis for our audit opinion.

Opinion

In our opinion, the financial statements give a true and fair view of the financial position of the Group and of the Company as at 30 June 2015 and of their financial performance and cash flows for the year then ended in accordance with Malaysian Financial Reporting Standards, International Financial Reporting Standards and the requirements of the Companies Act, 1965 in Malaysia.

REPORT ON OTHER LEGAL AND REGULATORY REQUIREMENTS

In accordance with the requirements of the Companies Act, 1965 in Malaysia, we also report the following:

- (a) In our opinion, the accounting and other records and the registers required by the Act to be kept by the Company and its subsidiaries of which we have acted as auditors have been properly kept in accordance with the provisions of the Act.
- (b) We have considered the accounts and the auditors' reports of the subsidiaries of which we have not acted as auditors, which are indicated in Note 3 to the financial statements.
- (c) We are satisfied that the accounts of the subsidiaries that have been consolidated with the Company's financial statements are in form and content appropriate and proper for the purposes of the preparation of the financial statements of the Group and we have received satisfactory information and explanations required by us for those purposes.
- (d) The audit reports on the accounts of the subsidiaries did not contain any qualification or any adverse comment made under Section 174(3) of the Act.

INDEPENDENT AUDITORS' REPORT

to the members of Hong Leong Industries Berhad
... continued

OTHER REPORTING RESPONSIBILITIES

Our audit was made for the purpose of forming an opinion on the financial statements taken as a whole. The information set out in Note 33 on page 122 to the financial statements has been compiled by the Company as required by the Bursa Malaysia Securities Berhad Listing Requirements and is not required by the Malaysian Financial Reporting Standards or International Financial Reporting Standards. We have extended our audit procedures to report on the process of compilation of such information. In our opinion, the information has been properly compiled, in all material respects, in accordance with the Guidance on Special Matter No.1, *Determination of Realised and Unrealised Profits or Losses in the Context of Disclosures Pursuant to Bursa Malaysia Securities Berhad Listing Requirements*, issued by the Malaysian Institute of Accountants and presented based on the format prescribed by Bursa Malaysia Securities Berhad.

OTHER MATTERS

This report is made solely to the members of the Company, as a body, in accordance with Section 174 of the Companies Act, 1965 in Malaysia and for no other purpose. We do not assume responsibility to any other person for the content of this report.

KPMG

Firm Number: AF 0758
Chartered Accountants

Adrian Lee Lye Wang

Approval Number: 2679/11/15(J)
Chartered Accountant

Petaling Jaya, Selangor

Date: 21 August 2015

OTHER INFORMATION

1. PROPERTIES HELD BY THE GROUP AS AT 30 JUNE 2015

Location	Tenure	Existing Use	Year of Last Revaluation/ Acquisition	Approximate Area (Sq Ft)	Approximate Age of Building (Year)	Net Book Value as at 30 June 2015 (RM'000)
Lot 57 Persiaran Bukit Rahman Putra 3 47000 Sungai Buloh Selangor Darul Ehsan	Freehold	Office and factory building	1994	1,577,316	19	52,247
5 1/4 miles Jalan Kapar Rantau Panjang 42100 Klang Selangor Darul Ehsan	Freehold	Office and factory building	1982	39,463	33	713
5 1/2 miles Jalan Meru 41050 Klang Selangor Darul Ehsan	Freehold	Office and factory building	1991	871,600	24-34	23,178
201, Jalan Mengkibol 86000 Kluang Johor Darul Takzim	Freehold	Office and factory building	1985	261,633	30	5,987
201, Jalan Mengkibol 86000 Kluang Johor Darul Takzim	Freehold	Office and factory building	1985	1,061,775	25	4,795
201, Jalan Mengkibol 86000 Kluang Johor Darul Takzim	Freehold	Office and factory building	1985	747,108	22	16,230
201, Jalan Mengkibol 86000 Kluang Johor Darul Takzim	Freehold	Office and factory building	1985	256,187	6	38,005
201, Jalan Mengkibol 86000 Kluang Johor Darul Takzim	Freehold	Warehouse	1985	907,790	20	13,334
201, Jalan Mengkibol 86000 Kluang Johor Darul Takzim	Freehold	Warehouse	2007	418,447	19	9,382
201, Jalan Mengkibol 86000 Kluang Johor Darul Takzim	Freehold	Vacant industrial land	2014	43,560	–	794
Lot 312490, 127221, 127222 Kawasan Perusahaan Kanthan, Chemor, Perak Darul Ridzuan	Freehold	Industrial land with office and factory buildings	1990	3,159,821	24	11,683
No.12, Jalan Tandang, Petaling Jaya, Selangor Darul Ehsan	Leasehold 99 years expiring 2066	Industrial land with office and factory buildings	2000	319,730	55	19,588
Lot 52, Kawasan Perusahaan Bakar Arang, Sungei Petani, Kedah Darul Aman	Leasehold 60 years expiring 2042	Industrial land with office and factory buildings	2000	510,000	33	3,570

OTHER INFORMATION

... continued

1. PROPERTIES HELD BY THE GROUP AS AT 30 JUNE 2015 *cont'd*

Location	Tenure	Existing Use	Year of Last Revaluation/ Acquisition	Approximate Area (Sq Ft)	Approximate Age of Building (Year)	Net Book Value as at 30 June 2015 (RM'000)
Lot 353, Kawasan Perindustrian Peringkat 2, Bandar Tenggara Kulai, Johor	Leasehold 60 years expiring 2056	Industrial land with office, store and factory buildings	2002	189,704	13	1,701
PT 30238 Mukim Setul, Nilai Industrial Estate Negeri Sembilan Darul Khusus	Leasehold 60 years expiring 2043	Industrial land with vacant office and factory buildings	1983	545,934	18	813
Lot 1616, Mukim Chembong, Daerah Rembau, Negeri Sembilan Darul Khusus	Leasehold 99 years expiring 2084	Vacant industrial land	2002	731,279	30	972
P.T.531 to 534 & P.T.552 to 560 Taman Panchor Industrial Area, Negeri Sembilan Darul Khusus	Leasehold 99 years expiring 2096	Vacant land	1998	1,117,627	—	4,000

2. ANALYSIS OF SHAREHOLDINGS AS AT 28 AUGUST 2015

Class of Shares : Ordinary shares of RM0.50 each

Voting Rights

- On a show of hands : 1 vote
- On a poll : 1 vote for each share held

Distribution Schedule Of Shareholders As At 28 August 2015

Size of Holdings	No. of Shareholders	%	No. of Shares*	%
Less than 100	483	13.91	10,015	0.00
100 – 1,000	921	26.53	691,235	0.22
1,001 – 10,000	1,542	44.41	6,034,830	1.89
10,001 – 100,000	429	12.36	13,724,056	4.29
100,001 – less than 5% of issued shares	96	2.76	60,795,639	19.03
5% and above of issued shares	1	0.03	238,217,035	74.57
	3,472	100.00	319,472,810	100.00

Note:

* Excluding 8,432,500 shares bought back and retained by the Company as treasury shares.

OTHER INFORMATION

... continued

2. ANALYSIS OF SHAREHOLDINGS AS AT 28 AUGUST 2015 *cont'd***List Of Thirty Largest Shareholders As At 28 August 2015**

Name of Shareholders	No. of Shares	%
1. Assets Nominees (Tempatan) Sdn Bhd - Hong Leong Manufacturing Group Sdn. Bhd.	238,217,035	74.57
2. AmanahRaya Trustees Berhad - Public Smallcap Fund	5,911,633	1.85
3. Assets Nominees (Tempatan) Sdn Bhd - Exempt AN for Hong Leong Industries Berhad (ESOS)	5,138,133	1.61
4. Assets Nominees (Tempatan) Sdn Bhd - Exempt AN for Hong Leong Industries Berhad (GHSB-ESOS)	3,820,000	1.20
5. Citigroup Nominees (Asing) Sdn Bhd - Exempt AN for Citibank New York (Norges Bank 14)	3,783,200	1.18
6. AmanahRaya Trustees Berhad - Public Strategic Smallcap Fund	3,140,700	0.98
7. Assets Nominees (Tempatan) Sdn Bhd - Soft Portfolio Sdn Bhd	2,512,000	0.79
8. Hong Bee Hardware Company, Sdn. Berhad	2,019,333	0.63
9. Assets Nominees (Tempatan) Sdn Bhd - Exempt AN for Hong Leong Industries Berhad (HLYM-ESOS)	1,964,000	0.61
10. Grandeur Holdings Sdn Bhd	1,900,000	0.59
11. HSBC Nominees (Asing) Sdn Bhd - Coutts & Co Ltd HK for Kwek Leng San	1,800,000	0.56
12. HLIB Nominees (Tempatan) Sdn Bhd - Pledged Securities Account for Chut Nyak Isham Bin Nyak Ariff	1,276,600	0.40
13. Citigroup Nominees (Asing) Sdn Bhd - CBNY for Dimensional Emerging Markets Value Fund	1,206,200	0.38
14. Woo Khai Yoon	1,166,000	0.37
15. Hong Leong Assurance Berhad - As Beneficial Owner (Life Par)	1,000,000	0.31

OTHER INFORMATION

... continued

2. ANALYSIS OF SHAREHOLDINGS AS AT 28 AUGUST 2015 *cont'd*List of Thirty Largest Shareholders as at 28 August 2015 *cont'd*

Name of Shareholders	No. of Shares	%
16. HSBC Nominees (Asing) Sdn Bhd - Exempt AN for The Bank Of New York Mellon (Mellon Acct)	840,435	0.26
17. Citigroup Nominees (Tempatan) Sdn Bhd - Employees Provident Fund Board (Affin-Hwg)	776,800	0.24
18. AMSEC Nominees (Tempatan) Sdn Bhd - AmlInvestment Services Berhad for Tenaga Nasional Berhad Retirement Benefit Trust Fund	762,900	0.24
19. Citigroup Nominees (Asing) Sdn Bhd - GSI for Lofty Dragon Management Limited	750,000	0.23
20. YBhg Datuk Kwek Leng San	720,000	0.23
21. Olive Lim Swee Lian	692,000	0.22
22. Kenanga Nominees (Tempatan) Sdn Bhd - Pledged Securities Account for Cheong Chen Yue	686,600	0.22
23. Citigroup Nominees (Asing) Sdn Bhd - ING Bank N.V.	675,000	0.21
24. Citigroup Nominees (Asing) Sdn Bhd - CBNY for DFA Emerging Markets Small Cap Series	651,200	0.20
25. DB (Malaysia) Nominee (Tempatan) Sendirian Berhad - Deutsche Trustees Malaysia Berhad for Hong Leong Strategic Fund	623,400	0.20
26. Universal Trustee (Malaysia) Berhad - Pacific Premier Fund	541,600	0.17
27. Tung Seok Hooi	519,100	0.16
28. AmanahRaya Trustees Berhad - Affin Hwang Growth Fund	485,400	0.15
29. AllianceGroup Nominees (Tempatan) Sdn Bhd - Pledged Securities Account for Cheong Chen Yue	414,933	0.13
30. Neoh Choo Ee & Company, Sdn. Berhad	410,000	0.13
	284,404,202	89.02

OTHER INFORMATION

... continued

2. ANALYSIS OF SHAREHOLDINGS AS AT 28 AUGUST 2015 *cont'd***Substantial Shareholders**

According to the Register of Substantial Shareholders, the substantial shareholders of the Company as at 28 August 2015 are as follows:

Name of Shareholders	Direct Interest		Indirect Interest	
	No. of Shares	%	No. of Shares	%
1. Hong Leong Manufacturing Group Sdn Bhd	238,217,035	74.57	–	–
2. Hong Leong Company (Malaysia) Berhad ("HLCM")	–	–	240,153,670	75.17 #
3. YBhg Tan Sri Quek Leng Chan	–	–	245,435,003	76.82 **
4. HL Holdings Sdn Bhd	–	–	240,153,670	75.17 *
5. Hong Realty (Private) Limited	–	–	242,173,003	75.80 ^
6. Hong Leong Investment Holdings Pte. Ltd.	–	–	242,173,003	75.80 ^
7. Kwek Holdings Pte Ltd	–	–	242,173,003	75.80 ^
8. Mr Kwek Leng Beng	–	–	242,173,003	75.80 ^
9. Mr Kwek Leng Kee	–	–	242,173,003	75.80 ^
10. Davos Investment Holdings Private Limited	–	–	242,173,003	75.80 ^
11. Mr Quek Leng Chye	–	–	242,173,003	75.80 ^

Notes:

Held through subsidiaries.

* Held through HLCM.

** Held through HLCM and companies in which YBhg Tan Sri Quek Leng Chan and his children have interests.

^ Held through HLCM and a company in which the substantial shareholder has interest.

OTHER INFORMATION

... continued

3. DIRECTORS' INTERESTS AS AT 28 AUGUST 2015

Subsequent to the financial year end, there was no change, as at 28 August 2015, to the Directors' interests in the ordinary shares of the Company and/or its related corporations (other than wholly-owned subsidiaries), appearing in the Directors' Report on pages 37 to 38 as recorded in the Register of Directors' Shareholdings kept by the Company under Section 134 of the Companies Act, 1965.

4. MATERIAL CONTRACTS

There are no material contracts (not being contracts entered into in the ordinary course of business) which had been entered into by the Company and its subsidiaries involving the interest of Directors and major shareholders, either still subsisting at the end of the financial year or entered into since the end of the previous financial year pursuant to Item 21, Part A, Appendix 9C of the Main Market Listing Requirements of Bursa Malaysia Securities Berhad.

This page is intentionally left blank.

FORM OF PROXY

I/We _____

NRIC/Passport/Company No. _____

of _____

being a member of **HONG LEONG INDUSTRIES BERHAD** ("the Company"), hereby appoint _____

NRIC/Passport No. _____

of _____

or failing him/her _____

NRIC/Passport No. _____

of _____

or failing him/her, the Chairman of the meeting as my/our proxy/proxies to vote for me/us on my/our behalf at the Fifty-second Annual General Meeting of the Company to be held at the Theatre, Level 1, Wisma Hong Leong, 18 Jalan Perak, 50450 Kuala Lumpur on Thursday, 29 October 2015 at 2.30 p.m. and at any adjournment thereof.

My/Our proxy/proxies is/are to vote either on a show of hands or on a poll as indicated below with an "X":

RESOLUTIONS		FOR	AGAINST
1.	To approve the payment of Director fees		
2.	To re-elect YBhg Datuk Kwek Leng San as a Director		
3.	To re-elect Mr Peter Ho Kok Wai as a Director		
4.	To re-appoint YAM Tunku Dara Tunku Tan Sri Naquiah bt Almarhum Tuanku Ja'afar as a Director pursuant to Section 129 of the Companies Act, 1965		
5.	To re-appoint Messrs KPMG as Auditors of the Company and to authorise the Directors to fix their remuneration		
Special Business			
6.	To approve the ordinary resolution on authority to Directors to issue shares		
7.	To approve the ordinary resolution on the proposed renewal of and new shareholders' mandate for recurrent related party transactions of a revenue or trading nature with Hong Leong Company (Malaysia) Berhad ("HLCM") and persons connected with HLCM		
8.	To approve the ordinary resolution on the proposed renewal of shareholders' mandate for recurrent related party transactions of a revenue or trading nature with Hong Bee Hardware Company, Sdn Berhad and Hong Bee Motors Sdn Bhd		
9.	To approve the ordinary resolution on the proposed renewal of shareholders' mandate for recurrent related party transactions of a revenue or trading nature with Syarikat Motor Singa Sdn Bhd and Sing Heng Motor Trading Sdn Bhd		
10.	To approve the ordinary resolution on the proposed renewal of shareholders' mandate for recurrent related party transactions of a revenue or trading nature with Yamaha Motor Co., Ltd and its subsidiaries		
11.	To approve the ordinary resolution on the proposed renewal of shareholders' mandate for recurrent related party transactions of a revenue or trading nature with Hong Leong Investment Holdings Pte. Ltd. ("HLIH") and persons connected with HLIH		

Dated this _____ day of _____ 2015

Number of shares held _____

Signature(s) of Member _____

Notes:

- For the purpose of determining members' eligibility to attend this meeting, only members whose names appear in the Record of Depositors as at 23 October 2015 shall be entitled to attend this meeting or appoint proxy(ies) to attend and vote on their behalf.
- If you wish to appoint other person(s) to be your proxy, insert the name(s) and address(es) of the person(s) desired in the space so provided.
- If there is no indication as to how you wish your vote(s) to be cast, the proxy will vote or abstain from voting at his/her discretion.
- A proxy may but need not be a member of the Company and the provision of Section 149(1)(b) of the Companies Act, 1965 shall not apply to the Company.
- Save for a member who is an exempt authorised nominee, a member shall not be entitled to appoint more than two proxies to attend and vote at the same meeting. Where a member of the Company is an authorised nominee as defined under the Securities Industry (Central Depositories) Act 1991, it may appoint not more than two proxies in respect of each securities account it holds with ordinary shares of the Company standing to the credit of the said securities account. A member who is an exempt authorised nominee for multiple beneficial owners in one securities account ("Omnibus Account") may appoint any number of proxies in respect of the Omnibus Account.
- Where two or more proxies are appointed, the proportions of shareholdings to be represented by each proxy must be specified in the instrument appointing the proxies, failing which the appointments shall be invalid (please see note 9 below).
- In the case where a member is a corporation, this Form of Proxy must be executed under its Common Seal or under the hand of its Attorney.
- All Forms of Proxy must be duly executed and deposited at the Registered Office of the Company at Level 9, Wisma Hong Leong, 18 Jalan Perak, 50450 Kuala Lumpur not less than forty-eight hours before the time appointed for holding of the meeting or adjourned meeting.
- In the event two or more proxies are appointed, please fill in the ensuing section:

Name of proxies	CDS Account No.	% of shareholdings to be represented



Fold this flap for sealing

Then fold here

AFFIX
STAMP

The Company Secretaries
Hong Leong Industries Berhad (5486-P)
Level 9, Wisma Hong Leong
18 Jalan Perak
50450 Kuala Lumpur
Malaysia

1st fold here

Hong Leong Industries Berhad (5486-P)

Level 9, Wisma Hong Leong

18 Jalan Perak, 50450 Kuala Lumpur

Tel : 03-2164 2631

Fax : 03-2164 2514

www.hli.com.my