

Brand Portfolio




BRANDS OF STRENGTH

At GAB, our diverse portfolio of brands is clearly our strength as we believe in providing a great variety of drinks for our great variety of consumers. A brand for everyone and to each, his own brand companion - be it a Guinness, a Tiger, a Heineken, an Anglia or even a Malta. Simply, take your pick, savour it and feel the difference.




Guinness

Black is back - this splendid, best-known Irish stout originates from Dublin in Ireland. Freshness and fullness of both flavour and body puts this Irish brew way above any other in its league. The choice is yours - straight up from the can or bottle or directly off the tap to enjoy the Guinness goodness with its rich, creamy head. Savour the experience.



Tiger Beer

Brewed exclusively in Asia since 1932, Tiger Beer has emerged as one of the fastest growing beer brands in the region. Distinctively Asian and unmistakably world class, Tiger Beer is steadily winning the world over with distribution in more than 70 countries to date. Youthful, bold and progressive, Tiger is a brand for those who have a thirst for life.



Heineken

Ladies and gentlemen - please welcome the undisputed heavyweight champion of the world! This No 1 international premium beer has become a way of life for many who appreciate the finer things in life. With its characteristically refreshing taste and a spritzy finish, it's the beer for the discerning drinker. It's not everyday a champion is born.

brand portfolio

Anchor Smooth

Smooth is the feeling - this long-established local favourite is one of the pioneer brands of beer. Anchor Beer, as it was originally known, has now been given a new look, feel and taste to go down even more smoothly. With its new and modern look, refreshing taste and vigour, it's definitely a crowd puller. A real smooth operator.

Baron's Strong Brew

Big, strong and friendly - this strong, full-bodied beer ranks highly among premium beers with high alcohol content. With its malty, rich flavour, this beer is precisely balanced to bring out the beer's true character. Be strong, be a beer baron.

Kilkenny

Crème de la crème - this Irish ale has been crowned the "cream of beers". Renowned for its amber shade and creamy head, Kilkenny, which is named after one of the most colourful cities in Ireland, is fast gaining popularity among beer lovers. Now available on tap at numerous outlets, this beer really invites you to have a pint or two. One of the best kept secrets is out.

Lion Stout

King of the jungle - this popular cask-conditioned stout, that originates from Sri Lanka, is indeed a full-flavour drinking experience. This nice and thick Lion brew offers complete satisfaction at an affordable price and is a must drink for stout lovers. Is there a Lion in you?

Malta

Stay on top - this good-tasting, nutritional, non-alcoholic malted beverage energises the young and old alike. In addition to being healthy and delicious, it has all the qualities of a malt drink. It is enhanced by a hint of bitterness and comes with a rich taste and nice aroma. Revitalise with a Malta.


Anglia Shandy

The mother of all shandies - this light-tasting, golden fizzy blend of lemonade and beer is a popular favourite drink for many. This fun drink gives all the pleasures of beer with the refreshment of lemonade. Whether in the morning, afternoon or evening, Anglia Shandy is a great, cool thirst quencher. Enjoy the great taste.

Over the past few years, GAB has evolved and transformed, updating the Company and products to make them relevant to our Stakeholders and the environment in which we operate. Today, we have a brew in place to face and overcome all challenges.

Together, We Brew Success


2002 Metamorphosis




2003 A New Season



2004 A Toast to Success



2005 A Brew for Challenges



Financial Highlights

10 Years Financial Track Record

	Year ended 31.12.1995	Year ended 31.12.1996	Year ended 31.12.1997	18 months ended 30.6.1999	Year ended 30.6.2000	Year ended 30.6.2001	Year ended 30.6.2002	Year ended 30.6.2003	Year ended 30.6.2004	Year ended 30.6.2005
	RM'000	RM'000	RM'000	RM'000	RM'000	RM'000	RM'000	RM'000	RM'000	RM'000
Revenue **	641,214	685,235	733,385	1,042,440	682,441	777,198	788,060	796,595	886,208	952,113
Profit before taxation	116,048	126,328	147,193	182,407	67,352	78,448	93,718	107,363	129,254	140,519
Taxation	32,617	34,097	41,338	40,594	6,399	19,767	21,317	29,357	30,835	32,551
Profit after taxation	83,431	92,231	105,855	141,813	60,953	58,681	72,401	78,006	98,419	107,968
Dividends	135,340*	54,982	60,299	150,082*	54,377	82,653*	82,655*	84,831*	91,837*	90,871
Net Dividend per 50 sen stock unit (sen)	44.8*	18.2	20.0	49.7*	18.0	27.4*	27.4*	28.1*	30.4*	30.1
Earnings per 50 sen stock unit (sen)	27.6	30.5	35.0	46.9	20.2	19.4	24.0	25.8	32.6	35.7
Reserves	82,372	119,621	165,211	127,509	134,085	166,665	124,748#	146,200	159,064	176,403
Shareholders' funds	233,421	270,670	316,260	278,558	285,134	317,714	275,797	297,249	310,113	327,452
Net tangible assets per 50 sen stock unit (sen)	77.3	89.6	104.7	92.2	94.4	105.2	91.3	98.4	103.0	108.0

* Includes special dividends

** Revenue restated for year ended 2000 - 2003

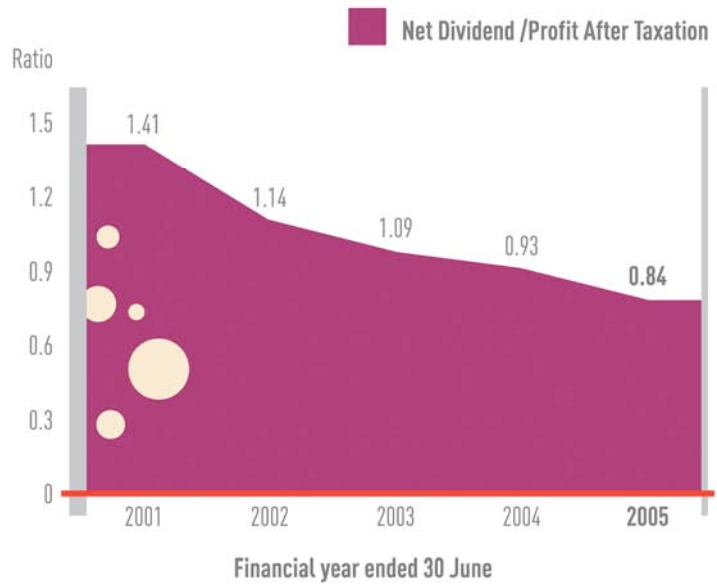
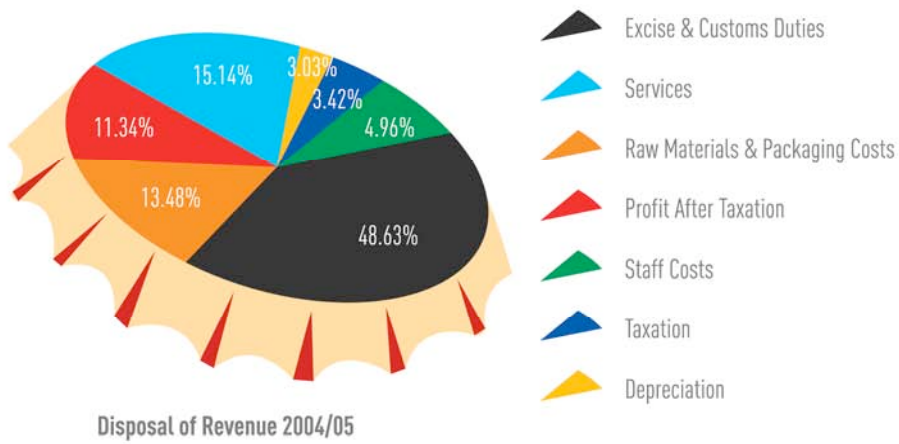
Reserve restated for year ended 2002

financial highlights

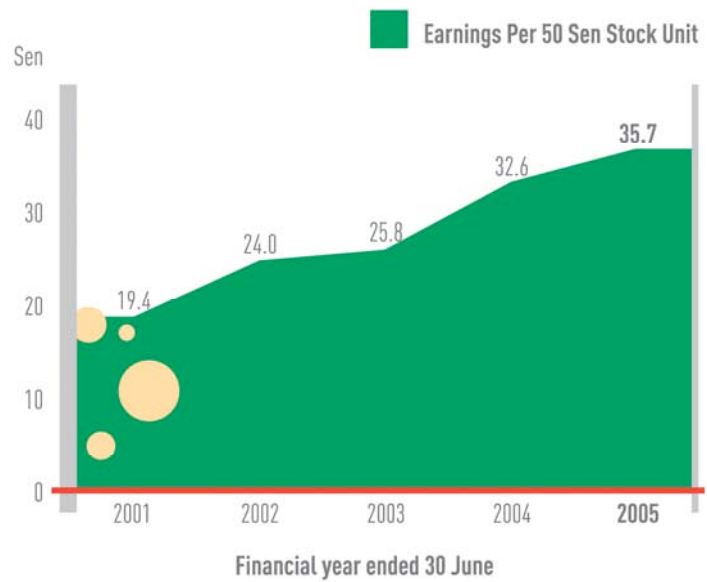
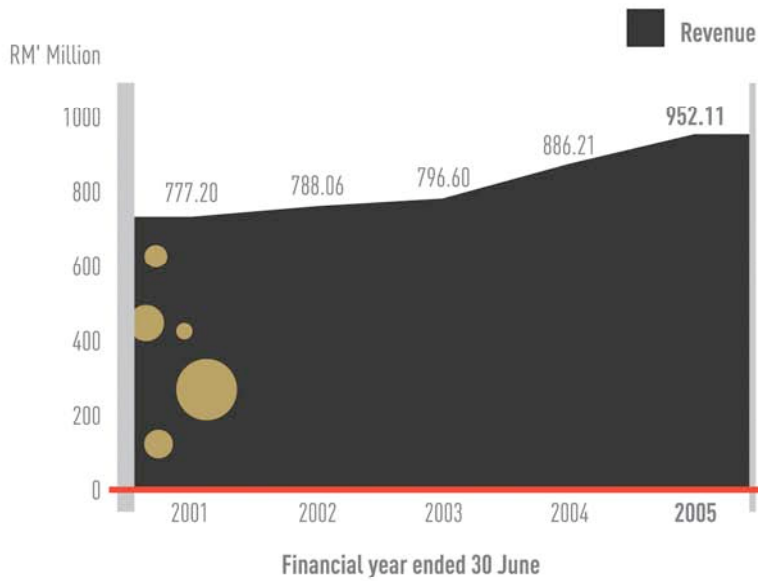
Financial Analysis

	Year ended 30.6.2005	Year ended 30.6.2004	Change
Income Statement	RM ' 000	RM ' 000	%
Revenue	952,113	886,208	7.4
Profit before interest & taxation (PBIT)	138,863	127,606	8.8
Profit before taxation (PBT)	140,519	129,254	8.7
Profit after taxation (PAT)	107,968	98,419	9.7
Balance Sheet			
Shareholders' funds	327,452	310,113	5.6
Net total assets	359,452	345,423	4.1
Market capitalisation at 30 June	1,706,854	1,437,986	18.8
Financial Ratio			
Return on Shareholders' Funds	%	%	
- PBIT	42.4	41.1	3.2
- PBT	42.9	41.7	2.9
PBIT/Revenue	14.6	14.4	1.4
PBT/Revenue	14.8	14.6	1.4
PAT/Revenue	11.3	11.1	1.8
Per 50 sen stock unit	Sen	Sen	
Profit before taxation	46.5	42.8	8.6
Profit after taxation	35.7	32.6	9.5
Net tangible assets	108.0	103.0	4.9
Dividend - gross	41.0	38.0	7.9
- net	30.1	30.4	-1.0

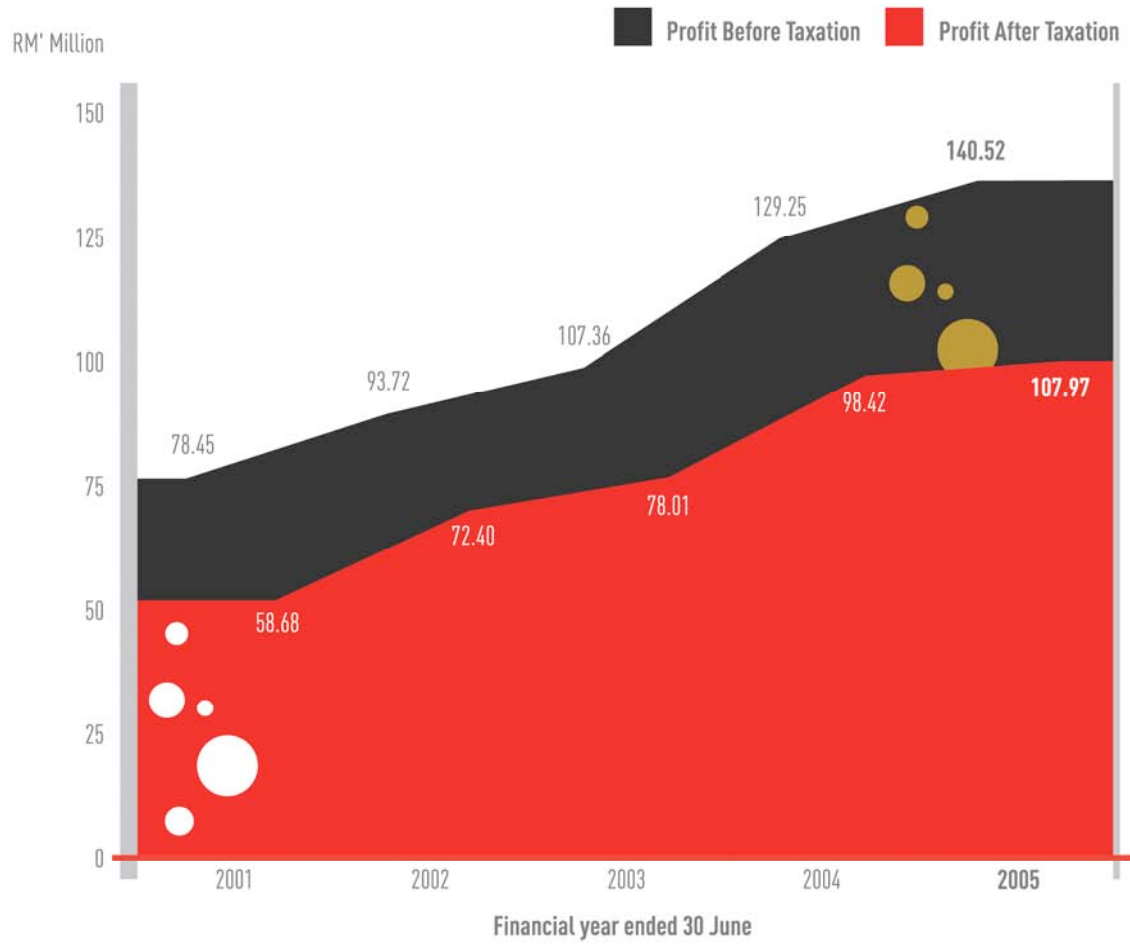
financial highlights



financial highlights



financial highlights



financial highlights

