

financial highlights

maklumat kewangan terpenting

CONSOLIDATED BALANCE SHEETS / KUNCI KIRA-KIRA DISATUKAN

As at 31 December / Pada 31 Disember
(RM'000)

	1999	1998	1997
Fixed Assets / Harta Tetap	446,115	443,978	433,305
Other Assets / Harta-harta Lain	140,536	117,951	75,972
Current Assets / Harta Semasa	353,647	365,776	432,557
Total Assets / Jumlah Harta	940,298	927,705	941,834
Current Liabilities / Tanggungan Semasa	(207,696)	(204,817)	(232,192)
	732,602	722,888	709,642
Financed by / Dibiayai melalui :			
Share Capital / Modal Saham	178,130	178,129	178,202
Treasury Shares / Saham Perbendaharaan	(4,850)	(115)	–
Non-Distributable Reserves / Rizab Tidak Boleh Diagihkan	46,155	46,157	46,112
Retained Profits / Keuntungan Terkumpul	246,837	220,824	208,714
Shareholders' Funds / Dana Pemegang Saham	466,272	444,995	433,028
Minority Interests / Kepentingan Minoriti	45,798	48,447	49,461
Redeemable Non-Guaranteed Unsecured Bonds / Bon Tanpa Cagaran Tanpa Jaminan dan Boleh Tebus	150,000	150,000	150,000
Term Loans / Pinjaman Berjangka	50,408	62,000	62,400
Deferred Liabilities / Tanggungan Tertunda	20,124	17,446	14,753
	732,602	722,888	709,642

CONSOLIDATED PROFIT & LOSS ACCOUNTS /
AKAUN UNTUNG RUGI DISATUKAN

As at 31 December / Pada 31 Disember
(RM'000)

	1999	1998	1997
Turnover / Perolehan	544,756	521,850	568,961
Profit Before Taxation / Keuntungan Sebelum Cukai	69,019	59,276	66,775
Taxation / Cukai	(2,029)	(13,262)	(12,931)
Profit After Taxation / Keuntungan Selepas Cukai	66,990	46,014	53,844
Minority Interests / Kepentingan Minoriti	(8,007)	(4,614)	(7,523)
Profit Attributable to Shareholders / Keuntungan Boleh Agih Kepada Pemegang Saham	58,983	41,400	46,321
Dividend / Dividen	(32,970)	(28,982)	(33,915)
Retained Profit For The Year / Keuntungan Terkumpul Tahun Semasa	26,013	12,418	12,406

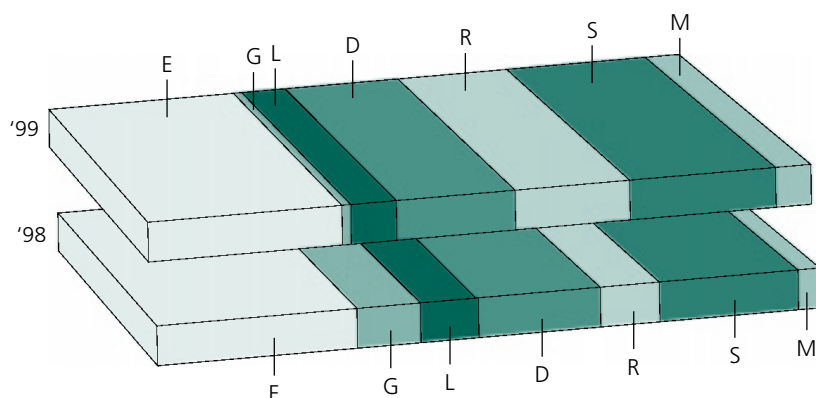
	As at 31 December / Pada 31 Disember		
	1999	1998	1997
PROFITABILITY / KEUNTUNGAN			
Turnover Growth Rate / Kadar Pertumbuhan Perolehan (%)	4.39	(8.28)	0.09
Profit Before Taxation as a Percentage of Turnover / Keuntungan Sebelum Cukai Sebagai Peratusan Daripada Perolehan (%)	12.70	11.40	11.70
Profit Before Taxation as a Percentage of Shareholders' Funds / Keuntungan Sebelum Cukai Sebagai Peratusan Daripada Dana Pemegang Saham (%)	14.80	13.30	15.40
LIQUIDITY / KECAIRAN			
Current Ratio / Nisbah Semasa	1.70	1.80	1.90
Liquidity Ratio / Nisbah Kecairan	1.20	1.30	1.50
MARKET RATIOS / NISBAH PASARAN			
Net Tangible Assets Per Share / Harta Ketara Bersih Seunit Saham (RM)	2.62	2.50	2.43
Earnings Per Share / Pendapatan Seunit Saham (Sen)	33.20	23.20	26.00
Net Dividend Per Share / Dividen Bersih Seunit Saham (Sen)	18.60	16.30	19.00
PRODUCTIVITY / PRODUKTIVITI			
Turnover Per Employee / Perolehan Setiap Kakitangan (RM'000)	416	477	479
Assets Per Employee / Harta Setiap Kakitangan (RM'000)	717	848	793
Number of Employees / Jumlah Kakitangan	1,311	1,094	1,187

value added statements

penyata tambah nilai

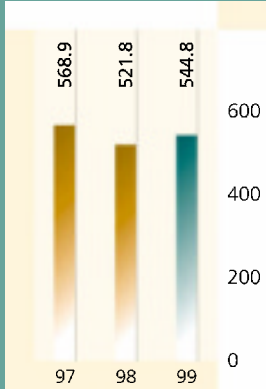
Value Added During The Year (RM Million) / Tambah Nilai Pada Tahun (RM Juta)

	1999	1998
Turnover / Perolehan	544.8	521.8
Paid to suppliers / Bayaran kepada pembekal	423.3	402.7
Value from operation / Nilai daripada operasi	121.5	119.1
Other Income / Pendapatan Lain	23.3	13.4
Share of profits of associated companies / Bahagian keuntungan dalam syarikat-syarikat sekutu	5.4	6.3
Total / Jumlah	150.2	138.8

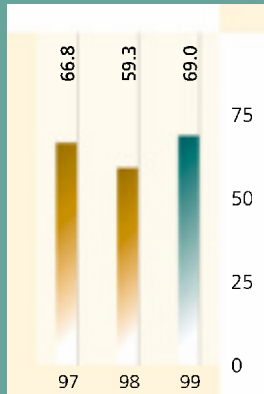


Distribution Value (RM Million) / Pengagihan Nilai (RM Juta)

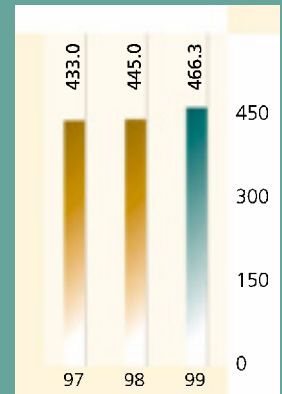
	1999	1998
Employees / Kakitangan	44.0	41.9
Government / Kerajaan	2.0	13.3
Lenders / Pemberi pinjaman	10.3	12.1
Depreciation / Susutnilai	26.9	25.5
Retained profit / Keuntungan terkumpul	26.0	12.4
Shareholders / Pemegang-pemegang saham	33.0	29.0
Minority interest / Kepentingan minoriti	8.0	4.6
Total / Jumlah	150.2	138.8



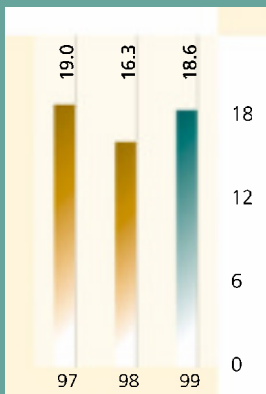
Turnover (RM Million)
Perolehan (RM Juta)



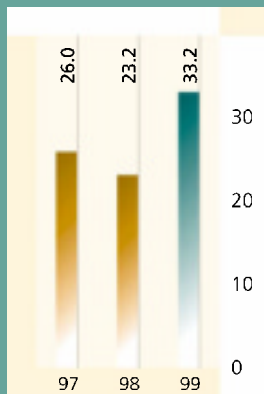
Profit Before Taxation
(RM Million)
Keuntungan Sebelum Cukai
(RM Juta)




Shareholders' Fund
(RM Million)
Dana Pemegang Saham
(RM Juta)



Net Dividend
Per Share (Sen)
Dividen Bersih Seunit
Saham (Sen)



Earning Per Share
(Sen)
Pendapatan Seunit Saham
(Sen)



Net Tangible Assets
Per Share (RM)
Harta Ketara Bersih Seunit
Saham (RM)